POOLED INVESTMENT AT AUGUST 31, 2026 - SUMMARY STATISTICS

City of Fresno
Office of the City Treasurer

ASSET ALLOCATION

Assets	Current Par Value	Current Book Value	Market Value	Mkt/Book	Yield to Maturity
AGENCY NOTE	$393,890,000	$403,749,542	$400,784,704	99.27%	3.91%
CERTIFICATE OF DEPOSIT	$15,000,000	$15,000,000	$14,988,238	99.92%	3.45%
FHLMC Pass-Thru	$42,772,000	$42,684,396	$41,598,579	97.46%	3.99%
FNMA Pass-Thru	$15,950,000	$15,726,509	$15,347,500	97.59%	4.65%
MEDIUM TERM CORPORATE NOTES	$380,428,000	$377,308,125	$373,442,586	98.98%	4.43%
MONEY MARKET	$287,000,000	$287,000,000	$287,000,000	100.00%	3.61%
MUNICIPAL BOND	$137,040,000	$134,477,572	$132,883,430	98.81%	3.68%
STATE POOL	$81,451,335	$81,451,335	$81,451,335	100.00%	3.87%
SUPRANATIONAL	$19,600,000	$19,287,654	$19,251,508	99.81%	3.72%
TIME DEPOSIT	$6,545,886	$6,545,886	$6,545,886	100.00%	3.19%
TREASURY NOTE	$90,000,000	$87,512,030	$86,724,550	99.10%	4.03%
Totals	**$1,469,677,221**	**$1,470,743,049**	**$1,460,018,316**	**99.27%**	**3.97%**

Portfolio Breakdown & Statistics

	August 31, 2026	August 31, 2025
AMORTIZED COST	$1,470,743,049	$1,460,018,316
AVERAGE DAYS TO MATURITY	687	435
CURRENT MONTH RETURN ON INVEST	**4.12%**	**3.78%**
EARNED INTEREST-CURR MONTH	$4,875,330	$4,117,596
EARNED INTEREST - FISCAL YTD	$9,850,599	$8,461,690

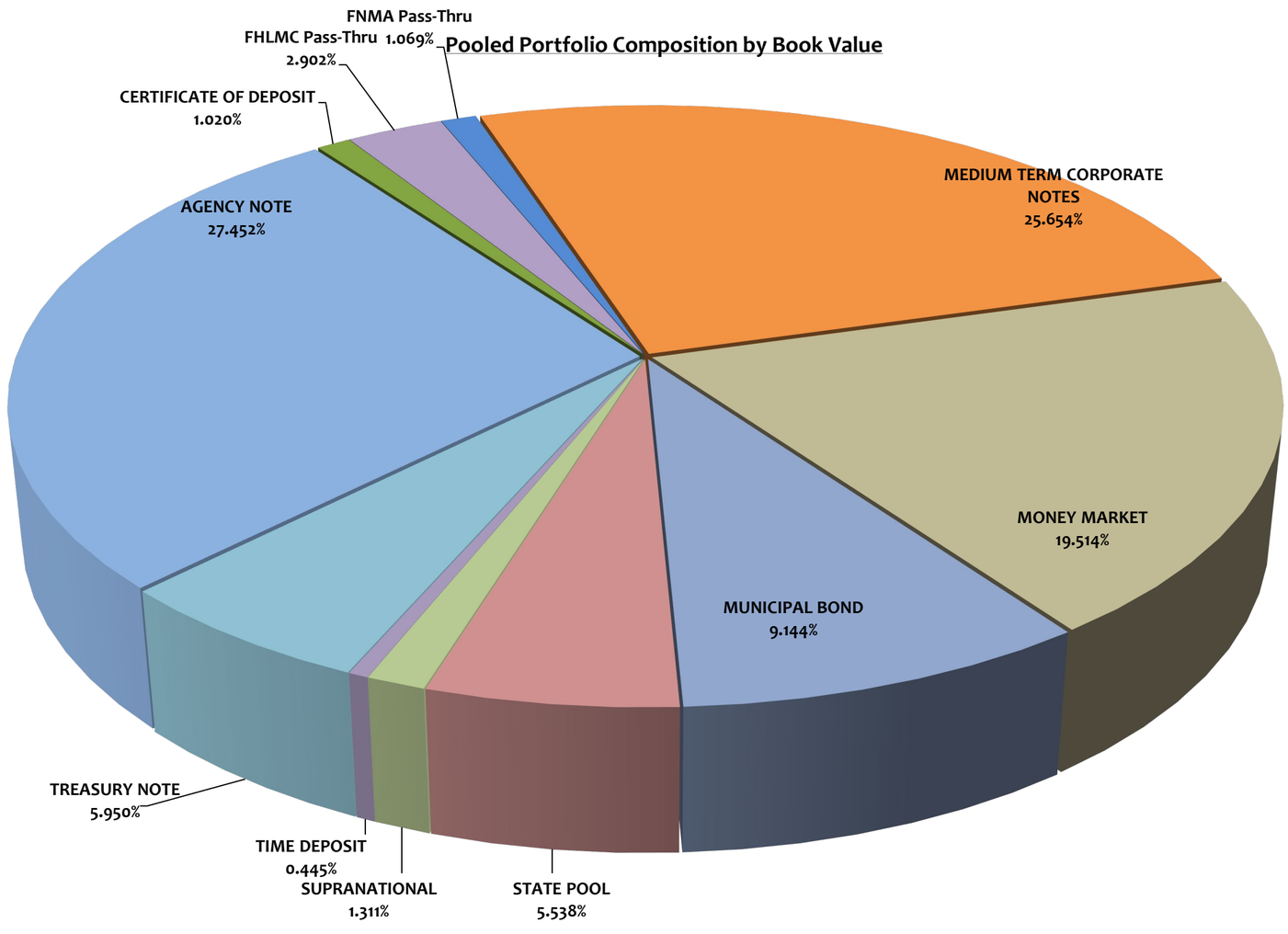

CURRENT INVESTMENT AT AUGUST 31, 2026 - MATURITY DISTRIBUTION

City of Fresno
Office of the City Treasurer

MATURITY DISTRIBUTION									
Current Par Value	0-3 Mos	3-6 Mos	6-9 Mos	9-12 Mos	1-2 Yr	2-3 Yr	3-4 Yr	4-5 Yr	Totals
Agency Note	30,000,000	20,000,000	10,000,000		105,000,000	70,000,000	78,890,000	90,000,000	403,890,000
Medium Term Corporate Note	5,000,000	15,000,000	21,680,000	28,100,000	66,037,000	45,997,000	163,614,000	35,000,000	380,428,000
Money Market	287,000,000								287,000,000
Certificate of Deposit			10,000,000			5,000,000			15,000,000
Municipal Bond	9,900,000	7,000,000	13,500,000	21,255,000	26,180,000	19,425,000	27,570,000	12,210,000	137,040,000
State Pool	81,451,335								81,451,335
Supranational		9,600,000			10,000,000				19,600,000
FHLMC Pass-Thru							42,772,000		42,772,000
FNMA Pass-Thru					5,950,000		10,000,000		15,950,000
Time Deposit	3,241,530	3,304,356							6,545,886
Treasury Note			5,000,000	10,000,000	10,000,000	15,000,000	30,000,000	15,000,000	85,000,000
Totals	**416,592,865**	**54,904,356**	**60,180,000**	**59,355,000**	**223,167,000**	**155,422,000**	**352,846,000**	**152,210,000**	**1,474,677,221**
% of Portfolio	28.25%	3.72%	4.08%	4.02%	15.13%	10.54%	23.93%	10.32%	100.00%

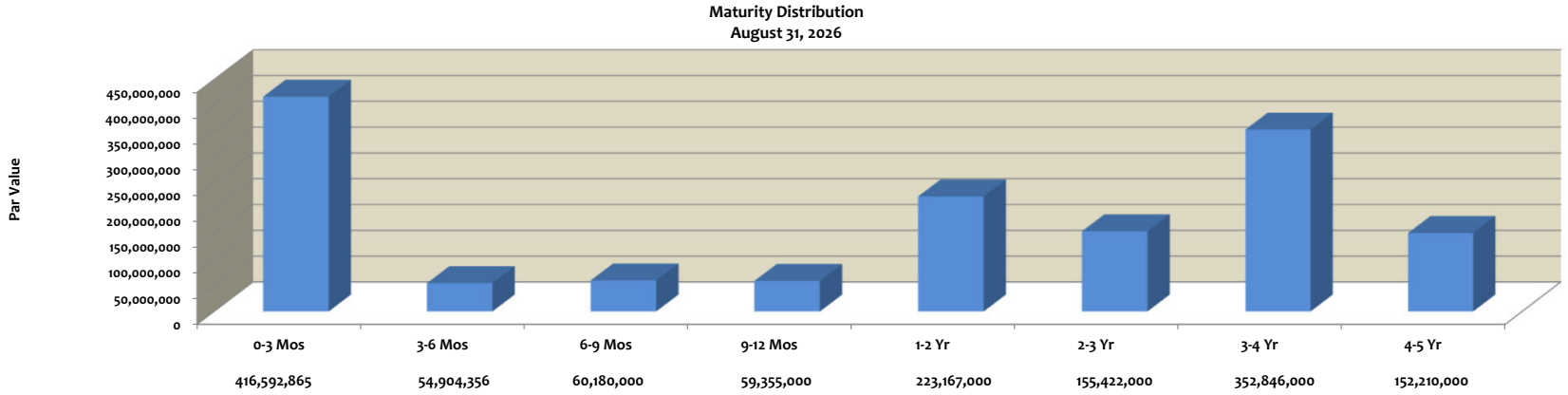

POOLED INVESTMENT AT AUGUST 31, 2026 - HISTORICAL EARNED INCOME YIELDS

City of Fresno
Office of the City Treasurer

PORTFOLIO - EARNED INCOME YIELD

Month	Earned Income Yield
Sep-25	3.76%
Oct-25	3.76%
Nov-25	3.73%
Dec-25	3.70%
Jan-26	3.71%
Feb-26	3.74%
Mar-26	3.72%
Apr-26	3.81%
May-26	3.92%
Jun-26	3.89%
Jul-26	3.91%
Aug-26	4.12%

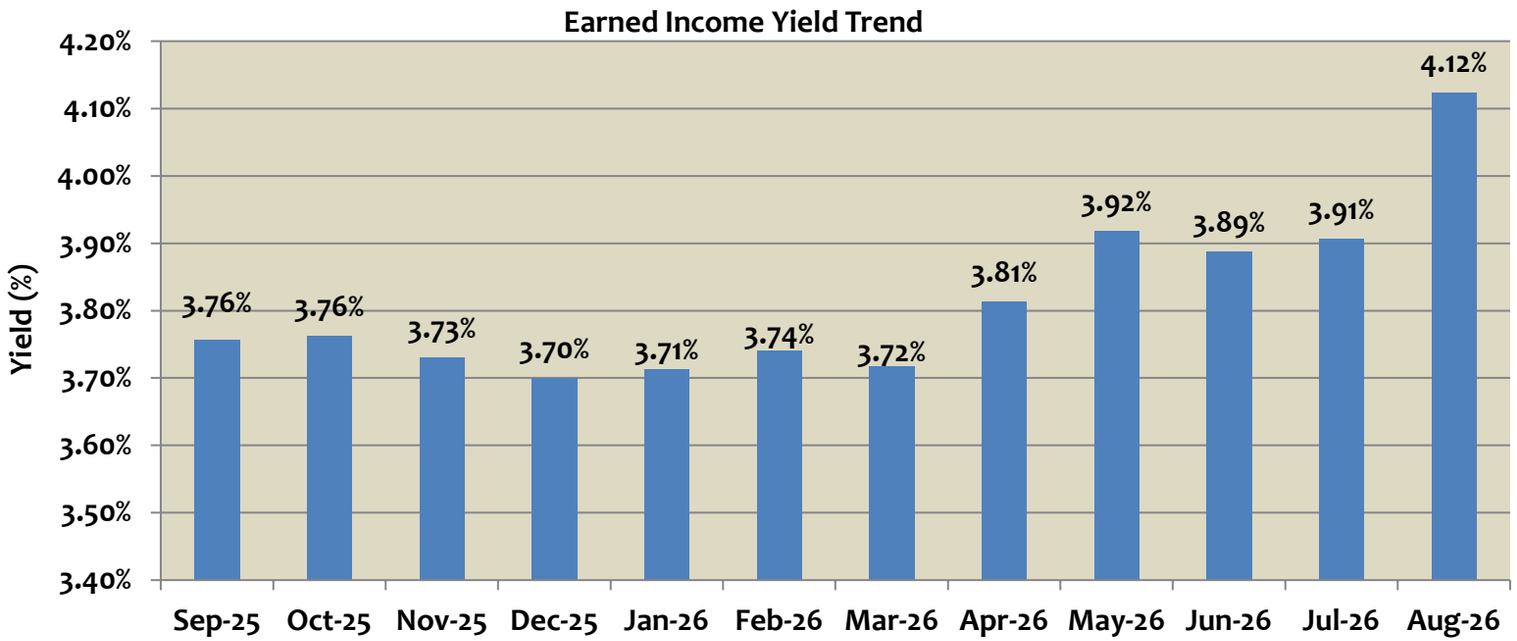

In accordance with State Law, the Finance Director certifies that the securities held in the City Investment Portfolio, comply with City policies. The Finance Director further certifies that the City has Operating Funds available to meet its expenditure requirements for the next six months.

Amortized Cost - the total amount at which investments are carried on the City books. This amount includes the amortization and accretion of premiums and discounts, respectively.

Market Value - the total amount at which investments are being sold in the market. Market prices are provided by the Bank of New York.

Maturity Value - (also referred to as "par value") the total amount of the face or stated value of the investments at maturity.

Average Days to Maturity - the average time in days left in the maturity of the investments.

Monthly Yield - the rate of return on investments as expressed in a percentage.

Earned Interest - the amount of income realized by all investments.

Agency Note	Issuer	CUSIP	Coupon Rate	Yield Matur	Purchase Date	Maturity Date	Ending Par Val/Shares	Amor Value On 08/31/26	Ending Market Val	Ending Unit Price
Agency Note	FED AG MORTGAGE CORPORATION	31422XLY6	0.900	0.9000	09/01/21	09/01/26	5,000,000.00	5,000,000.00	5,000,000.00	1.00000000
Agency Note	FED AG MORTGAGE CORPORATION	31422XMT6	0.930	0.9300	09/21/21	09/21/26	5,000,000.00	5,000,000.00	4,991,900.00	0.99838000
Agency Note	FED AG MORTGAGE CORPORATION	31422XUU4	2.000	2.0000	02/25/22	02/25/27	10,000,000.00	10,000,000.00	9,899,100.00	0.98991000
Agency Note	FED AG MORTGAGE CORPORATION	31422XYF3	3.100	4.6710	09/14/23	05/13/27	10,000,000.00	9,848,237.08	9,926,500.00	0.99265000
Agency Note	FED AG MORTGAGE CORPORATION	31424WAT9	4.820	4.8200	10/19/23	05/19/28	15,000,000.00	15,000,000.00	15,103,500.00	1.00690001
Agency Note	FED AG MORTGAGE CORPORATION	31424WAU6	4.830	4.8300	10/20/23	06/20/28	15,000,000.00	15,000,000.00	15,106,350.00	1.00709000
Agency Note	FED AG MORTGAGE CORPORATION	31424WBE1	5.000	5.0000	10/24/23	07/24/28	10,000,000.00	10,000,000.00	10,103,600.00	1.01036001
Agency Note	FED FARM CREDIT BANK	3133ENFN5	1.540	1.5400	11/30/21	11/30/26	10,000,000.00	10,000,000.00	9,942,000.00	0.99420000
Agency Note	FED FARM CREDIT BANK	3133ENHA1	1.500	1.5000	12/14/21	12/14/26	10,000,000.00	10,000,000.00	9,932,800.00	0.99328000
Agency Note	FED FARM CREDIT BANK	3133ENL99	3.375	3.4769	09/15/22	09/15/27	10,000,000.00	9,985,231.11	9,912,300.00	0.99123000
Agency Note	FED HOME LOAN BANK	3130AWTQ3	4.625	4.8016	09/08/23	09/11/26	10,000,000.00	9,991,378.98	10,002,000.00	1.00020001
Agency Note	FED HOME LOAN BANK	3130AURW6	3.700	3.7000	02/02/23	02/02/28	15,000,000.00	15,000,000.00	15,000,000.00	1.00000000
Agency Note	FED HOME LOAN BANK	3130AURX4	3.660	3.6600	02/08/23	02/08/28	15,000,000.00	15,000,000.00	14,846,400.00	0.98976000
Agency Note	FED HOME LOAN BANK	3130ATS57	4.500	3.7601	03/14/23	03/10/28	10,000,000.00	10,141,284.48	10,022,900.00	1.00229001
Agency Note	FED HOME LOAN BANK	3130B94B3	3.880	3.8800	01/12/26	07/10/29	15,000,000.00	15,000,000.00	14,819,250.00	0.98795000
Agency Note	FED HOME LOAN BANK	3130B4DU2	4.500	3.9546	10/20/25	12/27/29	20,890,000.00	21,258,995.83	20,813,333.70	0.99633000
Agency Note	FED HOME LOAN BANK	3130BBU37	4.500	4.5373	08/13/26	02/12/31	10,000,000.00	9,985,000.00	9,940,400.00	0.99404000
Agency Note	FED HOME LOAN BANK	3130BBU29	4.500	4.5725	08/13/26	05/12/31	10,000,000.00	9,970,000.00	9,937,800.00	0.99378000
Agency Note	FED HOME LOAN BANK	3130BBTZ8	4.500	4.5611	08/13/26	08/12/31	10,000,000.00	9,973,000.00	9,937,100.00	0.99371000
Agency Note	FED HOME LOAN MORT CORP	3134HCC23	3.875	3.8664	04/15/26	09/23/27	10,000,000.00	10,024,680.56	9,965,900.00	0.99659000
Agency Note	FED HOME LOAN MORT CORP	3134HCN54	4.000	4.2691	08/24/26	05/14/29	15,000,000.00	15,063,166.67	14,822,100.00	0.98814000
Agency Note	FED HOME LOAN MORT CORP	3134HCSB6	3.875	3.9515	04/15/26	10/26/29	8,000,000.00	7,981,589.30	7,895,920.00	0.98699000
Agency Note	FED HOME LOAN MORT CORP	3134HC6Y0	4.500	4.5813	08/25/26	03/25/31	15,000,000.00	14,950,500.00	14,896,200.00	0.99308000
Agency Note	FED HOME LOAN MORT CORP	3134HC6Z7	4.500	4.5925	08/25/26	04/25/31	15,000,000.00	14,943,000.00	14,895,600.00	0.99304000
Agency Note	FEDERAL NAT MORTGAGE ASSOC	3135G05Y5	0.750	3.7323	04/15/26	10/08/27	5,000,000.00	4,787,864.17	4,811,950.00	0.96239000
Agency Note	FEDERAL NAT MORTGAGE ASSOC	3136GDQ97	4.150	4.2533	08/31/26	09/26/28	10,000,000.00	9,980,000.00	9,980,000.00	0.99800000
Agency Note	FEDERAL NAT MORTGAGE ASSOC	3136GDGY3	4.250	4.2791	06/11/26	07/11/29	10,000,000.00	9,992,000.00	9,956,100.00	0.99561000
Agency Note	FEDERAL NAT MORTGAGE ASSOC	3136GDGX5	4.250	4.2849	06/11/26	09/11/29	10,000,000.00	9,990,000.00	9,954,400.00	0.99544000
Agency Note	FEDERAL NAT MORTGAGE ASSOC	3136GCU60	4.000	4.0150	04/15/26	09/18/29	10,000,000.00	10,025,000.00	9,826,600.00	0.98266000
Agency Note	FEDERAL NAT MORTGAGE ASSOC	3136GCB95	3.750	3.7890	12/17/25	06/17/30	10,000,000.00	9,985,647.27	9,720,200.00	0.97202000
Agency Note	FEDERAL NAT MORTGAGE ASSOC	3136GCF75	3.800	3.8409	01/13/26	09/13/30	10,000,000.00	9,984,821.43	9,837,200.00	0.98372000
Agency Note	FEDERAL NAT MORTGAGE ASSOC	3136GAXV6	3.750	3.8054	10/30/25	10/30/30	10,000,000.00	9,977,293.34	9,702,500.00	0.97025000
Agency Note	FEDERAL NAT MORTGAGE ASSOC	3136GCF67	3.800	3.8499	01/13/26	11/13/30	10,000,000.00	9,980,724.14	9,833,300.00	0.98333000
Agency Note	FEDERAL NAT MORTGAGE ASSOC	3136GCF59	3.750	3.8157	01/12/26	12/12/30	10,000,000.00	9,973,949.15	9,695,600.00	0.96956000
Agency Note	FEDERAL NAT MORTGAGE ASSOC	3136GDQA4	4.210	4.3038	08/31/26	12/26/28	10,000,000.00	9,980,000.00	9,980,000.00	0.99800000
Agency Note	FREDDIE MAC	3134HCHV4	3.750	3.7848	12/18/25	03/18/30	10,000,000.00	9,987,178.66	9,832,800.00	0.98328000
Agency Note	FREDDIE MAC	3134HC2Z1	4.300	4.3302	06/10/26	06/10/30	10,000,000.00	9,989,000.00	9,941,100.00	0.99411000
	Total Count 37		**3.841**	**3.9101**			**393,890,000.00**	**403,749,542.17**	**400,784,703.70**	**0.99216711**

Certificate of Deposit	Issuer	CUSIP	Coupon Rate	Yield Matur	Purchase Date	Maturity Date	Ending Par Val/Shares	Amor Value On 08/31/26	Ending Market Val	Ending Unit Price
Certificate of Deposit	JP MORGAN CHASE	48128WPR0	2.650	2.6500	04/08/22	04/08/27	10,000,000.00	10,000,000.00	9,906,669.00	0.99066690
Certificate of Deposit	WELLS FARGO BANK	949764HT4	5.050	5.0500	11/14/23	11/14/28	5,000,000.00	5,000,000.00	5,081,568.50	1.01631371
	Total Count 2		**3.450**	**3.4500**			**15,000,000.00**	**15,000,000.00**	**14,988,237.50**	**0.99921583**

FHLMC Pass-Thru	Issuer	CUSIP	Coupon Rate	Yield Matur	Purchase Date	Maturity Date	Ending Par Val/Shares	Amor Value On 08/31/26	Ending Market Val	Ending Unit Price
FHLMC Pass-Thru	FED HOME LOAN BANK	3132XFZP6	3.900	3.9585	11/24/25	08/01/30	10,000,000.00	9,977,557.17	9,695,500.00	0.96955000
FHLMC Pass-Thru	FED HOME LOAN BANK	3132XFZM3	3.950	4.0079	12/17/25	08/01/30	15,000,000.00	14,966,696.16	14,565,000.00	0.97100000
FHLMC Pass-Thru	FED HOME LOAN MORT CORP	3132XK3K1	3.950	3.9740	09/30/25	01/01/30	8,450,000.00	8,443,239.18	8,257,255.50	0.97719000
FHLMC Pass-Thru	FED HOME LOAN MORT CORP	3132XFYC6	3.900	4.0521	09/30/25	04/01/30	4,322,000.00	4,299,132.74	4,212,523.74	0.97467000
FHLMC Pass-Thru	FED HOME LOAN MORT CORP	3132XFZS0	3.950	3.9618	11/20/25	07/01/30	5,000,000.00	4,997,770.44	4,868,300.00	0.97366000
	Total Count 5		**3.933**	**3.9887**			**42,772,000.00**	**42,684,395.69**	**41,598,579.24**	**0.97256569**

FNMA Pass-Thru	Issuer	CUSIP	Coupon Rate	Yield Matur	Purchase Date	Maturity Date	Ending Par Val/Shares	Amor Value On 08/31/26	Ending Market Val	Ending Unit Price
FNMA Pass-Thru	FEDERAL NAT MORTGAGE ASSOC	3140LC4Z1	1.360	5.8265	10/20/25	08/01/28	5,950,000.00	5,744,849.61	5,593,000.00	0.94000000
FNMA Pass-Thru	FEDERAL NAT MORTGAGE ASSOC	3140NY4W8	4.005	3.9738	09/03/25	08/01/30	10,000,000.00	9,981,659.76	9,754,500.00	0.97545000
	Total Count 2		**3.044**	**4.6468**			**15,950,000.00**	**15,726,509.37**	**15,347,500.00**	**0.96222571**

Medium Term Corporate Note	Issuer	CUSIP	Coupon Rate	Yield Matur	Purchase Date	Maturity Date	Ending Par Val/Shares	Amor Value On 08/31/26	Ending Market Val	Ending Unit Price
Medium Term Corporate Note	AMAZON.COM INC	023135BC9	3.150	4.9910	09/25/23	08/22/27	5,000,000.00	4,909,909.10	4,944,550.00	0.98891000
Medium Term Corporate Note	AMAZON.COM INC	023135DC7	4.000	4.4800	08/13/26	03/13/29	10,000,000.00	10,050,484.35	9,827,000.00	0.98270000
Medium Term Corporate Note	AMAZON.COM INC	023135BS4	1.500	4.6318	08/13/26	06/03/30	10,000,000.00	8,935,341.53	8,837,500.00	0.88375000
Medium Term Corporate Note	AMERICAN HONDA FINANCE	02665WFQ9	4.400	5.0595	01/21/25	09/05/29	7,242,000.00	7,090,554.81	7,125,765.90	0.98395000
Medium Term Corporate Note	ATHENE GLOBAL FUNDING	04685A2V2	2.500	5.2820	06/17/24	03/24/28	3,250,000.00	3,080,506.59	3,122,015.00	0.96062000
Medium Term Corporate Note	ATHENE GLOBAL FUNDING	04685A3C3	1.985	5.3227	06/27/24	08/19/28	3,000,000.00	2,812,890.11	2,825,700.00	0.94190000
Medium Term Corporate Note	ATHENE GLOBAL FUNDING	04685A3C3	1.985	5.4828	05/21/24	08/19/28	1,300,000.00	1,215,150.52	1,224,470.00	0.94190000
Medium Term Corporate Note	ATHENE GLOBAL FUNDING	04685A3C3	1.985	5.4891	05/24/24	08/19/28	500,000.00	467,310.59	470,950.00	0.94190000
Medium Term Corporate Note	BANK OF AMERICA	06048WP20	1.250	1.2500	09/24/21	09/24/26	5,000,000.00	5,000,000.00	4,988,000.00	0.99760000
Medium Term Corporate Note	BANK OF NEW YORK	06406RBA4	2.050	2.2980	02/22/22	01/26/27	5,000,000.00	4,993,644.06	4,958,400.00	0.99168000
Medium Term Corporate Note	BANK OF NEW YORK	06406RAH0	3.850	4.8300	07/05/24	04/28/28	3,000,000.00	2,944,584.44	2,971,050.00	0.99035000
Medium Term Corporate Note	BANK OF NEW YORK	06406RAH0	3.850	4.7689	06/27/24	04/28/28	5,000,000.00	4,913,333.26	4,951,750.00	0.99035000
Medium Term Corporate Note	CORNELL UNIVERSITY	219207AD9	4.169	4.5421	08/24/26	06/15/30	15,000,000.00	14,925,308.75	14,686,650.00	0.97911000
Medium Term Corporate Note	EMERSON ELECTRIC CO	291011BQ6	2.000	4.4615	01/25/24	12/21/28	8,630,000.00	8,132,697.78	8,142,318.70	0.94349000
Medium Term Corporate Note	EQUITABLE FINANCIAL LIFE	29449WAF4	1.800	5.0529	07/10/24	03/08/28	4,000,000.00	3,755,407.40	3,822,200.00	0.95555000
Medium Term Corporate Note	GUARDIAN LIFE	40139LBF9	3.246	5.0299	07/05/24	03/29/27	1,680,000.00	1,651,124.76	1,670,911.20	0.99459000
Medium Term Corporate Note	GUARDIAN LIFE	40139LAH6	1.400	4.9402	07/05/24	07/06/27	1,250,000.00	1,207,102.35	1,219,762.50	0.97581000
Medium Term Corporate Note	GUARDIAN LIFE	40139LBA0	1.250	4.3658	02/07/23	11/19/27	10,000,000.00	9,552,315.75	9,619,600.00	0.96196000
Medium Term Corporate Note	GUARDIAN LIFE	40139LBK8	4.798	4.1600	08/29/25	04/28/30	10,000,000.00	10,232,871.49	9,922,400.00	0.99224000
Medium Term Corporate Note	GUARDIAN LIFE	40139LBP7	4.402	4.1750	01/12/26	12/11/30	10,000,000.00	10,092,255.71	9,745,500.00	0.97455000
Medium Term Corporate Note	JACKSON NATL LIFE GLOBAL FUNDIN	46849LVB4	4.600	5.2650	01/13/25	10/01/29	5,000,000.00	4,894,975.39	4,918,300.00	0.98366000
Medium Term Corporate Note	JOHN DEERE CAPITAL CORP	24422EUU1	3.450	4.6931	06/27/24	03/07/29	1,813,000.00	1,750,612.54	1,762,580.47	0.97219000
Medium Term Corporate Note	JOHN DEERE CAPITAL CORP	24422EXT1	4.850	4.9201	01/14/25	06/11/29	5,000,000.00	4,990,412.74	5,024,700.00	1.00494001
Medium Term Corporate Note	JOHN DEERE CAPITAL CORP	24422EUY3	2.800	4.6100	07/16/24	07/18/29	3,312,000.00	3,146,764.63	3,147,161.76	0.95023001
Medium Term Corporate Note	JP MORGAN CHASE	46632FVQ5	4.800	4.8000	07/22/25	07/22/30	10,000,000.00	10,000,000.00	9,782,200.00	0.97822000
Medium Term Corporate Note	JP MORGAN CHASE	48130C6S9	4.000	4.0000	10/29/25	10/29/30	10,000,000.00	10,000,000.00	9,678,100.00	0.96781000
Medium Term Corporate Note	JP MORGAN CHASE	46632FWM3	4.250	4.2500	11/26/25	11/26/30	5,000,000.00	5,000,000.00	4,771,300.00	0.95426000
Medium Term Corporate Note	JP MORGAN DELAWARE BANK	46632FXG5	4.175	4.1750	12/22/25	12/21/29	10,000,000.00	10,000,000.00	9,756,400.00	0.97564000
Medium Term Corporate Note	MASSMUTUAL GLOBAL FUND	57629WDL1	5.050	4.5579	01/13/23	12/07/27	10,000,000.00	10,070,581.26	10,068,800.00	1.00688001
Medium Term Corporate Note	MASSMUTUAL GLOBAL FUND	57629W5B2	4.850	4.8001	01/19/24	01/17/29	10,000,000.00	10,011,598.56	9,996,200.00	0.99962000
Medium Term Corporate Note	MASSMUTUAL GLOBAL FUND	57629TBV8	4.950	4.9312	01/22/25	01/10/30	11,900,000.00	11,907,067.89	11,877,152.00	0.99808000
Medium Term Corporate Note	MASTERCARD INC	57636QAP9	3.350	4.5629	08/31/26	03/26/30	10,000,000.00	9,742,336.11	9,523,700.00	0.95237000
Medium Term Corporate Note	MET LIFE GLOB	59217GER6	1.875	2.3800	02/24/22	01/11/27	5,000,000.00	4,987,051.61	4,958,750.00	0.99175000
Medium Term Corporate Note	MET LIFE GLOB	59217GER6	1.875	5.0312	06/27/24	01/11/27	5,000,000.00	4,921,173.99	4,958,750.00	0.99175000
Medium Term Corporate Note	MET LIFE GLOB	58989V2L7	4.200	4.2500	09/30/25	09/16/30	10,000,000.00	9,979,715.61	9,690,800.00	0.96908000
Medium Term Corporate Note	MET LIFE GLOBAL FUNDING I	59217GCK3	3.000	5.0759	06/27/24	09/19/27	1,042,000.00	1,011,133.72	1,026,182.44	0.98482001

Medium Term Corporate Note	Issuer	CUSIP	Coupon Rate	Yield Matur	Purchase Date	Maturity Date	Ending Par Val/Shares	Amor Value On 08/31/26	Ending Market Val	Ending Unit Price
Medium Term Corporate Note	META PLATFORMS INC	30303M8B1	3.500	4.1519	09/12/22	08/15/27	10,000,000.00	9,935,380.76	9,921,100.00	0.99211000
Medium Term Corporate Note	NATIONAL AUSTRALIA BANK LMTD NY	63253QAB0	4.944	4.9089	07/05/24	01/12/28	1,300,000.00	1,300,653.70	1,308,034.00	1.00618000
Medium Term Corporate Note	NATIONAL AUSTRALIA BANK LMTD NY	63253QAE4	4.900	4.9000	07/05/24	06/13/28	1,645,000.00	1,645,000.00	1,654,656.15	1.00587000
Medium Term Corporate Note	NATIONAL SECS CLEARING	637639AH8	5.100	4.5977	01/13/23	11/21/27	5,000,000.00	5,036,007.47	5,033,350.00	1.00667001
Medium Term Corporate Note	NEW YORK LIFE	64952WFN8	4.600	4.3900	07/17/25	06/03/30	10,000,000.00	10,076,275.16	9,876,600.00	0.98766000
Medium Term Corporate Note	NEW YORK LIFE GLOBAL FUNDING	64952WEY5	4.850	4.9627	06/27/24	01/09/28	2,000,000.00	1,996,834.83	2,005,920.00	1.00296000
Medium Term Corporate Note	PACIFIC LIFE	6944PL2U2	5.500	5.5611	09/21/23	07/18/28	5,000,000.00	4,994,329.78	5,069,250.00	1.01385001
Medium Term Corporate Note	PACIFIC LIFE	6944PL3F4	4.850	4.1800	08/29/25	02/10/30	10,000,000.00	10,214,181.85	9,951,400.00	0.99514000
Medium Term Corporate Note	PROTECTIVE LIFE	74368CBP8	4.714	4.7941	07/16/24	07/06/27	11,850,000.00	11,840,818.63	11,876,070.00	1.00220001
Medium Term Corporate Note	PROTECTIVE LIFE	74368CCA0	4.772	5.0324	01/22/25	12/09/29	14,630,000.00	14,509,120.31	14,479,749.90	0.98973000
Medium Term Corporate Note	PROTECTIVE LIFE	74368CCA0	4.772	4.1800	09/30/25	12/09/29	10,000,000.00	10,190,909.92	9,897,300.00	0.98973000
Medium Term Corporate Note	STANFORD UNIVERSITY	09659DAC0	4.146	4.4687	08/25/26	08/01/30	7,084,000.00	7,016,376.14	6,937,786.24	0.97936000
Medium Term Corporate Note	STATE STREET CORP	857477DB6	4.834	4.5159	05/20/26	04/24/30	10,000,000.00	10,147,912.22	10,011,700.00	1.00117001
Medium Term Corporate Note	TOYOTA MOTOR CREDIT CORP	89236TJZ9	3.050	3.6894	05/04/22	03/22/27	10,000,000.00	9,937,786.64	9,936,700.00	0.99367000
Medium Term Corporate Note	TOYOTA MOTOR CREDIT CORP	89236TKL8	5.450	4.4619	02/01/23	11/10/27	10,000,000.00	10,141,838.50	10,115,200.00	1.01152001
Medium Term Corporate Note	TOYOTA MOTOR CREDIT CORP	89236TNW1	4.050	4.0500	10/22/25	10/22/30	10,000,000.00	10,000,000.00	9,644,500.00	0.96445000
Medium Term Corporate Note	U.S. BANCORP	91159HHR4	3.150	3.6794	05/04/22	04/27/27	10,000,000.00	9,948,481.25	9,934,100.00	0.99341000
Medium Term Corporate Note	U.S. BANCORP	91159XDM4	4.700	4.7000	08/14/25	08/14/30	10,000,000.00	10,000,000.00	9,771,600.00	0.97716000
	Total Count 54		**3.956**	**4.4280**			**380,428,000.00**	**377,308,124.56**	**373,442,586.26**	**0.98163801**

Money Market	Issuer	CUSIP	Coupon Rate	Yield Matur	Purchase Date	Maturity Date	Ending Par Val/Shares	Amor Value On 08/31/26	Ending Market Val	Ending Unit Price
Money Market	FIDELITY INVESTMENTS		3.613	3.6132	12/10/90	Open	287,000,000.00	287,000,000.00	287,000,000.00	1.00000000
	Total Count 1		**3.613**	**3.6132**			**287,000,000.00**	**287,000,000.00**	**287,000,000.00**	**1.00000000**

Municipal Bond	Issuer	CUSIP	Coupon Rate	Yield Matur	Purchase Date	Maturity Date	Ending Par Val/Shares	Amor Value On 08/31/26	Ending Market Val	Ending Unit Price
Municipal Bond	BAY AREA TOLL AUTHORITY	072024L26	1.869	3.8382	11/20/25	04/01/29	7,010,000.00	6,622,324.34	6,559,397.20	0.93572000
Municipal Bond	CALIFORNIA STATE UNIVERSITY	13077DQG0	1.521	4.6210	12/23/24	11/01/28	3,500,000.00	3,246,579.97	3,283,700.00	0.93820000
Municipal Bond	CHABOT-LAS POSITAS CALIF CMNTY	15722TJS1	1.287	4.7753	06/28/24	08/01/27	1,000,000.00	966,118.24	973,740.00	0.97374000
Municipal Bond	CITY OF LOS ANGELES CA	544351LP2	2.950	4.6320	06/28/24	09/01/28	1,180,000.00	1,133,649.34	1,146,405.40	0.97153001
Municipal Bond	CONTRA COSTA CA CMNTY CLG DIST	212204JH5	2.163	3.2901	08/15/22	08/01/27	2,795,000.00	2,763,685.97	2,743,599.95	0.98161000
Municipal Bond	GOLDEN STATE TOBACCO	38122NA93	1.886	3.4943	08/03/22	06/01/27	9,305,000.00	9,159,181.86	9,123,924.70	0.98054000
Municipal Bond	LOS ANGLES UNIFIED SCHOOL DIST	544646A77	5.720	4.2754	06/16/22	05/01/27	13,500,000.00	13,663,802.12	13,622,175.00	1.00905000
Municipal Bond	MARIN CA CMNTY CLG DIST	56781RKE6	0.930	3.2502	08/15/22	08/01/27	3,155,000.00	3,082,224.97	3,063,757.40	0.97108000
Municipal Bond	MASSACHUSETTS ST SPL OBLG	576000ZJ5	1.753	3.7712	10/17/25	08/15/30	11,560,000.00	10,708,411.98	10,397,642.00	0.89945000
Municipal Bond	STATE OF CALIFORNIA	13063DRD2	2.375	1.0560	10/04/21	10/01/26	9,900,000.00	9,964,947.52	9,884,160.00	0.99840000
Municipal Bond	STATE OF CALIFORNIA	13063DC48	1.700	3.9381	02/07/23	02/01/28	10,000,000.00	9,674,296.87	9,641,000.00	0.96410000
Municipal Bond	STATE OF CALIFORNIA	13063ETM8	4.500	3.8292	04/15/26	04/01/28	5,000,000.00	5,063,475.00	5,004,200.00	1.00084001
Municipal Bond	STATE OF CALIFORNIA	13063DK56	1.650	3.6670	12/16/25	10/01/28	4,000,000.00	3,808,934.20	3,773,320.00	0.94333000
Municipal Bond	STATE OF CALIFORNIA	13063D3P1	5.100	4.2458	08/26/26	03/01/29	4,915,000.00	5,134,798.80	4,989,069.05	1.01507001
Municipal Bond	STATE OF CALIFORNIA	13063DRE0	2.500	3.8361	04/15/26	10/01/29	1,010,000.00	967,622.64	951,197.80	0.94178000
Municipal Bond	STATE OF CALIFORNIA	13063EHU3	4.875	3.8851	09/30/25	09/01/30	7,500,000.00	7,803,831.40	7,573,875.00	1.00985001
Municipal Bond	STATE OF CALIFORNIA	13063DYT9	1.750	3.9229	04/15/26	11/01/30	2,210,000.00	2,013,661.80	1,972,336.60	0.89246000
Municipal Bond	STATE OF CALIFORNIA	13063ETP1	4.050	4.0228	04/15/26	04/01/31	10,000,000.00	10,013,125.00	9,726,500.00	0.97265000
Municipal Bond	STATE OF CONNECTICUT	20772KAK5	3.750	4.0152	01/24/23	01/15/28	10,000,000.00	9,961,443.39	9,920,400.00	0.99204000
Municipal Bond	STATE OF HAWAII	419792G34	1.535	3.9180	02/02/23	08/01/27	5,000,000.00	4,882,192.45	4,848,050.00	0.96961000
Municipal Bond	STATE OF NEW YORK	649791PS3	2.360	3.3081	05/04/22	02/15/27	7,000,000.00	6,965,721.61	6,941,130.00	0.99159000
Municipal Bond	UNIVERSITY OF CALIFORNIA	91412HGG2	1.614	3.7973	01/09/26	05/15/30	5,500,000.00	5,058,245.36	4,945,490.00	0.89918000
Municipal Bond	UNIVERSITY OF CALIFORNIA	91412HGG2	1.614	4.4022	08/25/26	05/15/30	2,000,000.00	1,819,297.00	1,798,360.00	0.89918000
	Total Count 23		**2.952**	**3.6846**			**137,040,000.00**	**134,477,571.83**	**132,883,430.10**	**0.96966894**

State Pool	Issuer	CUSIP	Coupon Rate	Yield Matur	Purchase Date	Maturity Date	Ending Par Val/Shares	Amor Value On 08/31/26	Ending Market Val	Ending Unit Price
State Pool	STATE OF CALIFORNIA		3.870	3.8700	01/01/88	Open	75,000,000.00	75,000,000.00	75,000,000.00	1.00000000
State Pool	STATE OF CALIFORNIA		3.870	3.8700	11/30/01	Open	6,451,335.32	6,451,335.32	6,451,335.32	1.00000000
	Total Count 2		**3.870**	**3.8700**			**81,451,335.32**	**81,451,335.32**	**81,451,335.32**	**1.00000000**

Supranational	Issuer	CUSIP	Coupon Rate	Yield Matur	Purchase Date	Maturity Date	Ending Par Val/Shares	Amor Value On 08/31/26	Ending Market Val	Ending Unit Price
Supranational	INTL BK RECON & DEVELOP	459058JT1	0.850	2.0199	02/18/22	02/10/27	3,600,000.00	3,578,276.00	3,543,228.00	0.98423000
Supranational	INTL BK RECON & DEVELOP	459058JT1	0.850	2.9983	05/18/22	02/10/27	6,000,000.00	5,933,017.18	5,905,380.00	0.98423000
Supranational	INTL FINANCE CORP	45950VSE7	3.600	4.7859	10/17/23	04/07/28	10,000,000.00	9,776,360.49	9,802,900.00	0.98029000
	Total Count 3		**2.244**	**3.7227**			**19,600,000.00**	**19,287,653.67**	**19,251,508.00**	**0.98221980**

Time Deposit	Issuer	CUSIP	Coupon Rate	Yield Matur	Purchase Date	Maturity Date	Ending Par Val/Shares	Amor Value On 08/31/26	Ending Market Val	Ending Unit Price
Time Deposit	FRESNO FIRST BANK	103290387	3.000	3.0000	03/19/26	09/17/26	3,241,529.82	3,241,529.82	3,241,529.82	1.00000000
Time Deposit	FRESNO FIRST BANK	103356807	3.380	3.3800	07/16/26	01/14/27	3,304,355.76	3,304,355.76	3,304,355.76	1.00000000
	Total Count 2		**3.192**	**3.1918**			**6,545,885.58**	**6,545,885.58**	**6,545,885.58**	**1.00000000**

Treasury Note	Issuer	CUSIP	Coupon Rate	Yield Matur	Purchase Date	Maturity Date	Ending Par Val/Shares	Amor Value On 08/31/26	Ending Market Val	Ending Unit Price
Treasury Note	U.S. TREASURY	912828X88	2.375	4.5751	09/19/23	05/15/27	5,000,000.00	4,893,656.89	4,939,300.00	0.98786000
Treasury Note	U.S. TREASURY	91282CFB2	2.750	3.7212	01/31/23	07/31/27	10,000,000.00	9,903,562.79	9,868,200.00	0.98682000
Treasury Note	U.S. TREASURY	9128284V9	2.875	4.2694	09/05/23	08/15/28	10,000,000.00	9,734,368.68	9,725,000.00	0.97250000
Treasury Note	U.S. TREASURY	91282CCY5	1.250	4.7227	10/04/23	09/30/28	10,000,000.00	9,190,090.93	9,386,700.00	0.93867000
Treasury Note	U.S. TREASURY	91282CPP0	3.500	4.1903	08/31/26	12/15/28	5,000,000.00	4,960,966.94	4,904,900.00	0.98098000
Treasury Note	U.S. TREASURY	912828YB0	1.625	3.6821	04/16/26	08/15/29	5,000,000.00	4,706,007.23	4,619,750.00	0.92395000
Treasury Note	U.S. TREASURY	91282CFL0	3.875	3.6856	04/16/26	09/30/29	5,000,000.00	5,027,669.95	4,921,500.00	0.98430000
Treasury Note	U.S. TREASURY	912828YS3	1.750	3.7351	04/16/26	11/15/29	5,000,000.00	4,677,169.41	4,604,500.00	0.92090000
Treasury Note	U.S. TREASURY	91282CGB1	3.875	3.7699	04/16/26	12/31/29	5,000,000.00	5,017,083.53	4,912,300.00	0.98246000
Treasury Note	U.S. TREASURY	91282CNG2	4.000	4.1180	06/10/25	05/31/30	10,000,000.00	9,956,888.17	9,841,400.00	0.98414000
Treasury Note	U.S. TREASURY	91282CNK3	3.875	3.8100	04/16/26	06/30/30	5,000,000.00	5,011,950.72	4,896,500.00	0.97930000
Treasury Note	U.S. TREASURY	91282CHW4	4.125	3.7844	04/16/26	08/31/30	5,000,000.00	5,053,710.77	4,935,950.00	0.98719000
Treasury Note	U.S. TREASURY	91282CAV3	0.875	3.8301	04/16/26	11/15/30	5,000,000.00	4,394,547.53	4,314,250.00	0.86285000
Treasury Note	U.S. TREASURY	91282CJQ5	3.750	3.8263	04/16/26	12/31/30	5,000,000.00	4,984,356.84	4,854,300.00	0.97086000
	Total Count 14		**2.893**	**4.0263**			**90,000,000.00**	**87,512,030.38**	**86,724,550.00**	**0.96360611**
Investment Total			**3.659**	**3.9725**			**1,479,677,220.90**	**1,470,743,048.57**	**1,460,018,315.70**	**0.98671406**