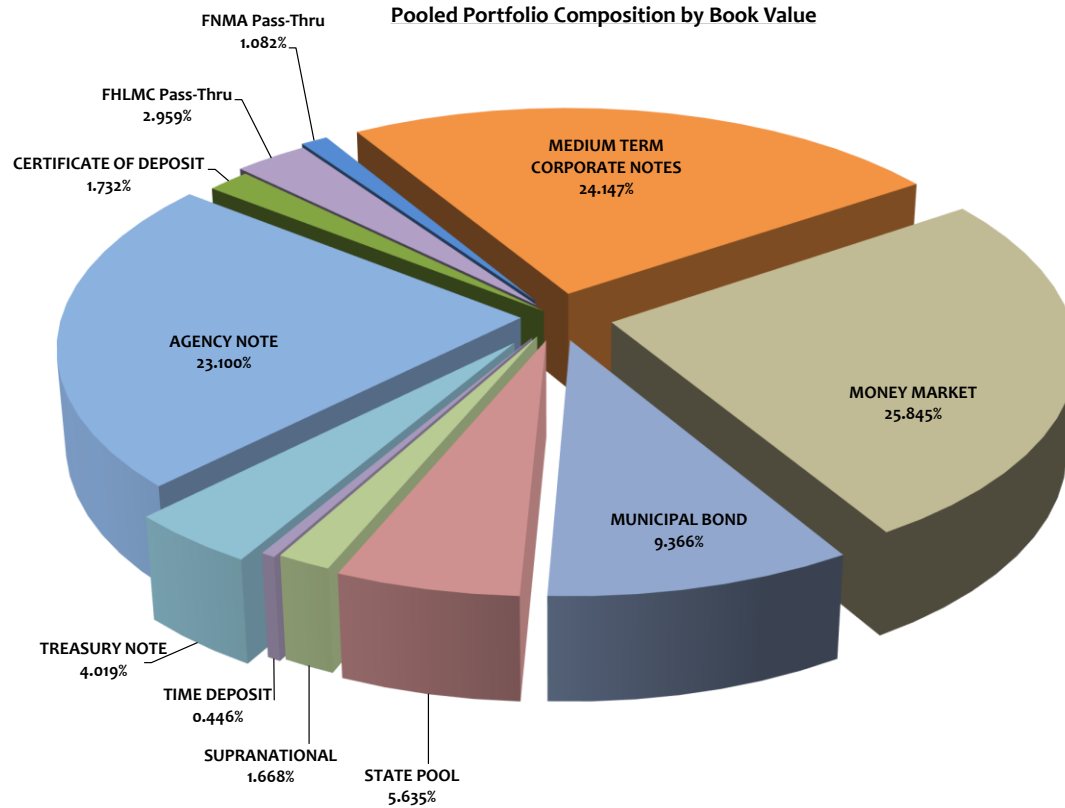




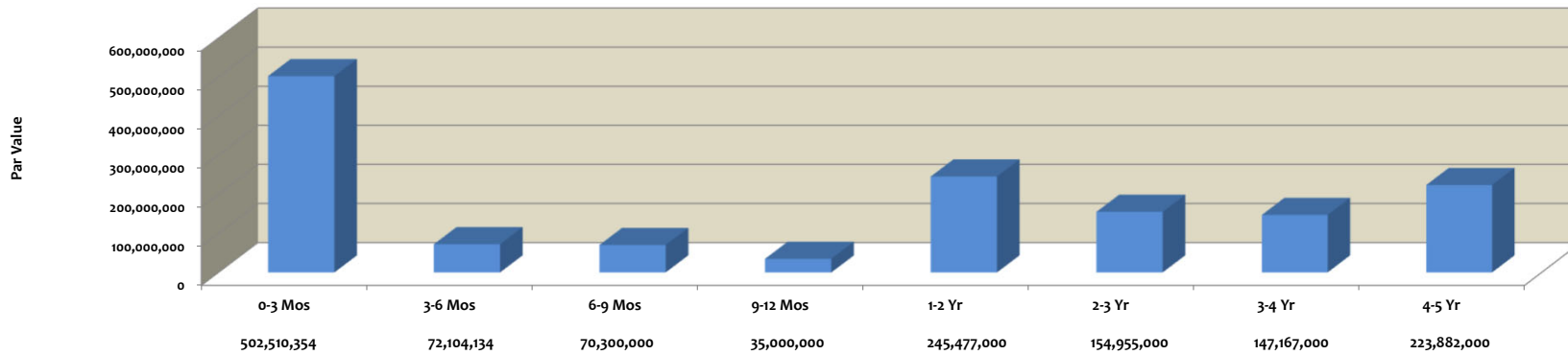
ASSET ALLOCATION					
Assets	Current Par Value	Current Book Value	Market Value	Mkt/Book	Yield to Maturity
AGENCY NOTE	\$333,210,000	\$333,381,911	\$333,588,268	100.06%	3.36%
CERTIFICATE OF DEPOSIT	\$25,000,000	\$25,000,000	\$25,026,841	100.11%	3.35%
FHLMC Pass-Thru	\$42,772,000	\$42,711,398	\$42,487,163	99.47%	3.99%
FNMA Pass-Thru	\$15,950,000	\$15,620,577	\$15,603,528	99.89%	4.73%
MEDIUM TERM CORPORATE NOTES	\$350,614,000	\$348,490,975	\$350,759,117	100.65%	4.22%
MONEY MARKET	\$373,000,000	\$373,000,000	\$373,000,000	100.00%	3.61%
MUNICIPAL BOND	\$138,490,000	\$135,165,982	\$135,360,517	100.14%	3.38%
STATE POOL	\$81,326,966	\$81,326,966	\$81,326,966	100.00%	3.90%
SUPRANATIONAL	\$24,600,000	\$24,071,984	\$24,296,028	100.93%	3.11%
TIME DEPOSIT	\$6,432,522	\$6,432,522	\$6,432,522	100.00%	3.50%
TREASURY NOTE	\$60,000,000	\$58,006,243	\$59,032,150	101.77%	3.69%
<b>Totals</b>	<b>\$1,451,395,488</b>	<b>\$1,443,208,557</b>	<b>\$1,446,913,099</b>	<b>100.26%</b>	<b>3.71%</b>


Portfolio Breakdown & Statistics		
	January 31, 2026	January 31, 2025
AMORTIZED COST	\$1,443,208,557	\$1,401,029,692
AVERAGE DAYS TO MATURITY	607	587
CURRENT MONTH RETURN ON INVEST	3.71%	3.54%
EARNED INTEREST-CURR MONTH	\$4,457,800	\$4,024,929
EARNED INTEREST - FISCAL YTD	\$31,151,793	\$28,319,131



MATURITY DISTRIBUTION									
Current Par Value	0-3 Mos	3-6 Mos	6-9 Mos	9-12 Mos	1-2 Yr	2-3 Yr	3-4 Yr	4-5 Yr	Totals
Agency Note	35,000,000	20,400,000	25,000,000	20,000,000	60,000,000	60,000,000	52,810,000	60,000,000	333,210,000
Medium Term Corporate Note	5,000,000	17,270,000	15,000,000	15,000,000	89,122,000	45,325,000	78,897,000	85,000,000	350,614,000
Money Market	373,000,000								373,000,000
Certificate of Deposit		10,000,000			10,000,000	5,000,000			25,000,000
Municipal Bond		11,185,000	25,300,000		61,755,000	8,680,000	7,010,000	24,560,000	138,490,000
State Pool	81,326,966								81,326,966
Supranational	5,000,000				9,600,000	10,000,000			24,600,000
FHLMC Pass-Thru							8,450,000	34,322,000	42,772,000
FNMA Pass-Thru						5,950,000		10,000,000	15,950,000
Treasury Note	3,183,388	3,249,134							6,432,522
Time Deposit		10,000,000	5,000,000		15,000,000	20,000,000		10,000,000	60,000,000
<b>Totals</b>	<b>502,510,354</b>	<b>72,104,134</b>	<b>70,300,000</b>	<b>35,000,000</b>	<b>245,477,000</b>	<b>154,955,000</b>	<b>147,167,000</b>	<b>223,882,000</b>	<b>1,451,395,488</b>
<b>% of Portfolio</b>	<b>34.62%</b>	<b>4.97%</b>	<b>4.84%</b>	<b>2.41%</b>	<b>16.91%</b>	<b>10.68%</b>	<b>10.14%</b>	<b>15.43%</b>	<b>100.00%</b>

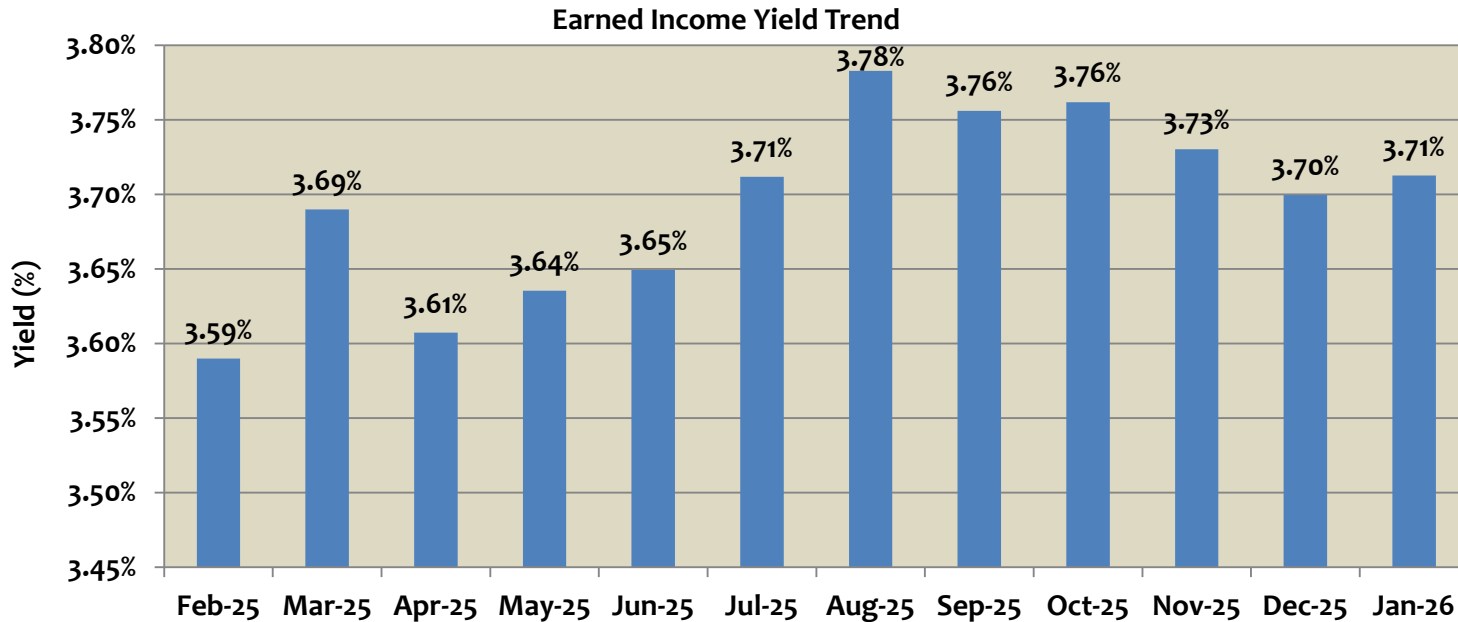
Maturity Distribution  
January 31, 2026





**PORTFOLIO - EARNED INCOME YIELD**

Month	Earned Income Yield
Feb-25	3.59%
Mar-25	3.69%
Apr-25	3.61%
May-25	3.64%
Jun-25	3.65%
Jul-25	3.71%
Aug-25	3.78%
Sep-25	3.76%
Oct-25	3.76%
Nov-25	3.73%
Dec-25	3.70%
Jan-26	3.71%



In accordance with State Law, the Finance Director certifies that the securities held in the City Investment Portfolio, comply with City policies. The Finance Director further certifies that the City has Operating Funds available to meet its expenditure requirements for the next six months.

**Amortized Cost** - the total amount at which investments are carried on the City books. This amount includes the amortization and accretion of premiums and discounts, respectively.

**Market Value** - the total amount at which investments are being sold in the market. Market prices are provided by the Bank of New York.

**Maturity Value** - (also referred to as "par value") the total amount of the face or stated value of the investments at maturity.

**Average Days to Maturity** - the average time in days left in the maturity of the investments.

**Monthly Yield** - the rate of return on investments as expressed in a percentage.

**Earned Interest** - the amount of income realized by all investments.

POOLED INVESTMENT AT JANUARY 31, 2026 - PORTFOLIO POSITION DETAIL



Agency Note	Issuer	CUSIP	Coupon Rate	Yield Matur	Purchase Date	Maturity Date	Ending Par Val/Shares	Amor Value On 01/30/26	Ending Market Val	Ending Unit Price
Agency Note	FED AG MORTGAGE CORPORATION	31422XLY6	0.900	0.9000	09/01/21	09/01/26	5,000,000.00	5,000,000.00	4,919,050.00	0.98381000
Agency Note	FED AG MORTGAGE CORPORATION	31422XMT6	0.930	0.9300	09/21/21	09/21/26	5,000,000.00	5,000,000.00	4,913,900.00	0.98278000
Agency Note	FED AG MORTGAGE CORPORATION	31422XUU4	2.000	2.0000	02/25/22	02/25/27	10,000,000.00	10,000,000.00	9,837,300.00	0.98373000
Agency Note	FED AG MORTGAGE CORPORATION	31422XYF3	3.100	4.6710	09/14/23	05/13/27	10,000,000.00	9,774,943.28	9,939,600.00	0.99396000
Agency Note	FED AG MORTGAGE CORPORATION	31424WAT9	4.820	4.8200	10/19/23	05/19/28	15,000,000.00	15,000,000.00	15,383,700.00	1.02558001
Agency Note	FED AG MORTGAGE CORPORATION	31424WAU6	4.830	4.8300	10/20/23	06/20/28	15,000,000.00	15,000,000.00	15,397,950.00	1.02653001
Agency Note	FED AG MORTGAGE CORPORATION	31424WBE1	5.000	5.0000	10/24/23	07/24/28	10,000,000.00	10,000,000.00	10,314,400.00	1.03144001
Agency Note	FED FARM CREDIT BANK	3133EMSU7	0.800	0.8000	03/09/21	03/09/26	5,000,000.00	5,000,000.00	4,984,900.00	0.99698000
Agency Note	FED FARM CREDIT BANK	3133ENUD0	2.640	3.0001	05/04/22	04/08/26	10,000,000.00	9,982,262.58	9,980,700.00	0.99807000
Agency Note	FED FARM CREDIT BANK	3133ENFN5	1.540	1.5400	11/30/21	11/30/26	10,000,000.00	10,000,000.00	9,831,900.00	0.98319000
Agency Note	FED FARM CREDIT BANK	3133ENHA1	1.500	1.5000	12/14/21	12/14/26	10,000,000.00	10,000,000.00	9,820,700.00	0.98207000
Agency Note	FED FARM CREDIT BANK	3133ENL99	3.375	3.4769	09/15/22	09/15/27	10,000,000.00	9,980,475.42	9,971,600.00	0.99716000
Agency Note	FED HOME LOAN BANK	3130AS3R8	3.230	3.2300	05/26/22	02/26/26	10,000,000.00	10,000,000.00	9,996,600.00	0.99966000
Agency Note	FED HOME LOAN BANK	3130ALV92	1.050	0.8968	04/01/21	03/30/26	5,000,000.00	4,999,746.99	4,979,450.00	0.99589000
Agency Note	FED HOME LOAN BANK	3130ALYB4	1.450	1.1449	04/28/21	04/28/26	5,000,000.00	5,000,000.00	4,973,400.00	0.99468000
Agency Note	FED HOME LOAN BANK	3130AMTW2	1.050	0.8273	06/30/21	06/30/26	5,000,000.00	5,000,000.00	4,946,700.00	0.98934000
Agency Note	FED HOME LOAN BANK	3130AMWMO	1.050	0.9375	06/30/21	06/30/26	5,000,000.00	5,000,000.00	4,946,700.00	0.98934000
Agency Note	FED HOME LOAN BANK	3130AMZN5	2.000	1.0448	06/30/21	06/30/26	5,000,000.00	5,000,000.00	4,967,050.00	0.99341000
Agency Note	FED HOME LOAN BANK	3130ANBS8	0.930	0.9300	07/29/21	07/29/26	5,400,000.00	5,400,000.00	5,327,802.00	0.98663000
Agency Note	FED HOME LOAN BANK	3130ANLZ1	0.900	0.9000	08/26/21	08/26/26	5,000,000.00	5,000,000.00	4,923,000.00	0.98460000
Agency Note	FED HOME LOAN BANK	3130AWTQ3	4.625	4.8016	09/08/23	09/11/26	10,000,000.00	9,982,960.09	10,060,200.00	1.00602001
Agency Note	FED HOME LOAN BANK	3130AURW6	3.700	3.7000	02/02/23	02/02/28	15,000,000.00	15,000,000.00	15,000,000.00	1.00000000
Agency Note	FED HOME LOAN BANK	3130AURX4	3.660	3.6600	02/08/23	02/08/28	15,000,000.00	15,000,000.00	14,995,800.00	0.99972000
Agency Note	FED HOME LOAN BANK	3130ATS57	4.500	3.7601	03/14/23	03/10/28	10,000,000.00	10,174,991.28	10,191,300.00	1.01913000
Agency Note	FED HOME LOAN BANK	3130B6NX0	4.245	4.2450	06/09/25	12/08/28	10,000,000.00	10,000,000.00	10,008,100.00	1.00081001
Agency Note	FED HOME LOAN BANK	3130B14U8	5.250	5.1510	05/17/24	04/27/29	2,000,000.00	2,006,267.63	2,003,600.00	1.00180000
Agency Note	FED HOME LOAN BANK	3130B1AW7	5.300	5.1834	05/21/24	05/01/29	4,920,000.00	4,938,153.59	4,926,986.40	1.00142001
Agency Note	FED HOME LOAN BANK	3130B94B3	3.880	3.8800	01/12/26	07/10/29	15,000,000.00	15,000,000.00	14,987,100.00	0.99914000
Agency Note	FED HOME LOAN BANK	3130B4DU2	4.500	3.9546	10/20/25	12/27/29	20,890,000.00	21,307,701.13	21,211,079.30	1.01537000
Agency Note	FED HOME LOAN MORT CORP	3134HBUW9	4.000	4.1179	06/05/25	12/05/29	10,000,000.00	9,956,909.00	10,005,100.00	1.00051000
Agency Note	FEDERAL NAT MORTGAGE ASSOC	3136GCB95	3.750	3.7890	12/17/25	06/17/30	10,000,000.00	9,984,000.00	9,942,200.00	0.99422000
Agency Note	FEDERAL NAT MORTGAGE ASSOC	3136GCF75	3.800	3.8409	01/13/26	09/13/30	10,000,000.00	9,983,000.00	9,991,400.00	0.99914000
Agency Note	FEDERAL NAT MORTGAGE ASSOC	3136GAXV6	3.750	3.7972	10/21/25	10/30/30	10,000,000.00	9,975,000.00	9,949,700.00	0.99497000
Agency Note	FEDERAL NAT MORTGAGE ASSOC	3136GCF67	3.800	3.8499	01/13/26	11/13/30	10,000,000.00	9,978,500.00	9,990,900.00	0.99909000
Agency Note	FEDERAL NAT MORTGAGE ASSOC	3136GCF59	3.750	3.8157	01/12/26	12/12/30	10,000,000.00	9,971,000.00	9,988,600.00	0.99886000
Agency Note	FREDDIE MAC	3134HCHV4	3.750	3.7848	12/18/25	03/18/30	10,000,000.00	9,986,000.00	9,979,800.00	0.99798000
<b>Agency Note Total</b>	<b>Total Count 36</b>		<b>3.373</b>	<b>3.3638</b>			<b>333,210,000.00</b>	<b>333,381,910.99</b>	<b>333,588,267.70</b>	<b>1.00113522</b>

Certificate of Deposit	Issuer	CUSIP	Coupon Rate	Yield Matur	Purchase Date	Maturity Date	Ending Par Val/Shares	Amor Value On 01/30/26	Ending Market Val	Ending Unit Price
Certificate of Deposit	JP MORGAN CHASE	48128WPR0	2.650	2.6500	04/08/22	04/08/27	10,000,000.00	10,000,000.00	9,874,213.00	0.98742130
Certificate of Deposit	MORGAN STANLEY	61690UJ50	3.200	3.2000	05/19/22	05/19/26	10,000,000.00	10,000,000.00	9,982,816.00	0.99828160
Certificate of Deposit	WELLS FARGO BANK	949764HT4	5.050	5.0500	11/14/23	11/14/28	5,000,000.00	5,000,000.00	5,169,812.00	1.03396240
<b>Certificate of Deposit Total</b>	<b>Total Count 3</b>		<b>3.350</b>	<b>3.3500</b>			<b>25,000,000.00</b>	<b>25,000,000.00</b>	<b>25,026,841.00</b>	<b>1.00107365</b>

FHLMC Pass-Thru	Issuer	CUSIP	Coupon Rate	Yield Matur	Purchase Date	Maturity Date	Ending Par Val/Shares	Amor Value On 10/31/25	Ending Market Val	Ending Unit Price
FHLMC Pass-Thru	FED HOME LOAN BANK	3132XFZP6	3.900	3.9585	11/24/25	08/01/30	10,000,000.00	10,000,426.17	9,899,200.00	0.98992000
FHLMC Pass-Thru	FED HOME LOAN BANK	3132XFZM3	3.950	4.0079	12/17/25	08/01/30	15,000,000.00	14,963,661.06	14,873,400.00	0.99156000
FHLMC Pass-Thru	FED HOME LOAN MORT CORP	3132XK3K1	3.950	3.9740	09/30/25	01/01/30	8,450,000.00	8,442,513.63	8,432,931.00	0.99798000
FHLMC Pass-Thru	FED HOME LOAN MORT CORP	3132XFYC6	3.900	4.0521	09/30/25	04/01/30	4,322,000.00	4,296,811.01	4,303,631.50	0.99575000
FHLMC Pass-Thru	FED HOME LOAN MORT CORP	3132XFZ50	3.950	3.9618	11/20/25	07/01/30	5,000,000.00	5,007,986.14	4,978,000.00	0.99560000
<b>FHLMC Pass-Thru Total</b>	<b>Total Count 5</b>		<b>3.933</b>	<b>3.9887</b>			<b>42,772,000.00</b>	<b>42,711,398.01</b>	<b>42,487,162.50</b>	<b>0.99334056</b>

FNMA Pass-Thru	Issuer	CUSIP	Coupon Rate	Yield Matur	Purchase Date	Maturity Date	Ending Par Val/Shares	Amor Value On 10/31/25	Ending Market Val	Ending Unit Price
FNMA Pass-Thru	FEDERAL NAT MORTGAGE ASSOC	3140LC4Z1	1.360	5.8265	10/20/25	08/01/28	5,950,000.00	5,642,461.77	5,613,527.50	0.94345000
FNMA Pass-Thru	FEDERAL NAT MORTGAGE ASSOC	3140NY4V8	4.005	4.1088	09/03/25	08/01/30	10,000,000.00	9,978,115.25	9,990,000.00	0.99900000
<b>FNMA Pass-Thru Total</b>	<b>Total Count 2</b>		<b>3.052</b>	<b>4.7279</b>			<b>15,950,000.00</b>	<b>15,620,577.02</b>	<b>15,603,527.50</b>	<b>0.97827759</b>

Medium Term Corporate Notes	Issuer	CUSIP	Coupon Rate	Yield Matur	Purchase Date	Maturity Date	Ending Par Val/Shares	Amor Value On 10/31/25	Ending Market Val	Ending Unit Price
Medium Term Corporate Not	AMAZON.COM INC	023135BC9	3.150	4.9910	09/25/23	08/22/27	5,000,000.00	4,970,901.46	4,966,100.00	0.99322000
Medium Term Corporate Not	AMERICAN HONDA FINANCE	02665WFC9	4.400	5.0595	01/21/25	09/05/29	7,242,000.00	7,071,001.68	7,308,481.56	1.00918001
Medium Term Corporate Not	APPLE INC	037833BZ2	2.450	3.3250	05/04/22	08/04/26	10,000,000.00	9,914,632.46	9,939,800.00	0.99398000
Medium Term Corporate Not	ATHENE GLOBAL FUNDING	04685A2V2	2.500	5.2820	06/17/24	03/24/28	3,250,000.00	3,099,905.82	3,130,887.50	0.96335000
Medium Term Corporate Not	ATHENE GLOBAL FUNDING	04685A3C3	1.985	5.4828	05/21/24	08/19/28	1,300,000.00	1,175,774.24	1,226,979.00	0.94383000
Medium Term Corporate Not	ATHENE GLOBAL FUNDING	04685A3C3	1.985	5.4891	05/24/24	08/19/28	500,000.00	452,139.17	471,915.00	0.94383000
Medium Term Corporate Not	ATHENE GLOBAL FUNDING	04685A3C3	1.985	5.3227	06/27/24	08/19/28	3,000,000.00	2,725,711.31	2,831,490.00	0.94383000
Medium Term Corporate Not	BANK OF AMERICA	06048WM31	1.250	1.2500	05/28/21	05/28/26	5,000,000.00	5,000,000.00	4,961,850.00	0.99237000
Medium Term Corporate Not	BANK OF AMERICA	06048WM31	1.250	1.2500	05/28/21	05/28/26	5,000,000.00	5,000,000.00	4,961,850.00	0.99237000
Medium Term Corporate Not	BANK OF AMERICA	06048WP20	1.250	1.2500	09/24/21	09/24/26	5,000,000.00	5,000,000.00	4,918,800.00	0.98376000
Medium Term Corporate Not	BANK OF NEW YORK	06406RBA4	2.050	2.2980	02/22/22	01/26/27	5,000,000.00	4,987,809.78	4,920,900.00	0.98418000
Medium Term Corporate Not	BANK OF NEW YORK	06406RAH0	3.850	4.7689	06/27/24	04/28/28	5,000,000.00	4,892,913.22	5,015,500.00	1.00310000
Medium Term Corporate Not	BANK OF NEW YORK	06406RAH0	3.850	4.8300	07/05/24	04/28/28	3,000,000.00	2,931,537.52	3,009,300.00	1.00310000
Medium Term Corporate Not	EMERSON ELECTRIC CO	291011BQ6	2.000	4.4615	01/25/24	12/21/28	8,630,000.00	8,039,652.52	8,202,469.80	0.95046000
Medium Term Corporate Not	EQUITABLE FINANCIAL LIFE	29449WAF4	1.800	5.0529	07/10/24	03/08/28	4,000,000.00	3,697,979.31	3,817,160.00	0.95429000
Medium Term Corporate Not	GUARDIAN LIFE	40139LBF9	3.246	5.0299	07/05/24	03/29/27	1,680,000.00	1,637,216.22	1,667,668.80	0.99266000
Medium Term Corporate Not	GUARDIAN LIFE	40139LAH6	1.400	4.9402	07/05/24	07/06/27	1,250,000.00	1,186,771.18	1,207,475.00	0.96598000
Medium Term Corporate Not	GUARDIAN LIFE	40139LBA0	1.250	4.3658	02/07/23	11/19/27	10,000,000.00	9,409,417.59	9,555,800.00	0.95558000
Medium Term Corporate Not	GUARDIAN LIFE	40139LKB8	4.798	4.1600	08/29/25	04/28/30	10,000,000.00	10,259,375.41	10,175,100.00	1.01751001
Medium Term Corporate Not	GUARDIAN LIFE	40139LBP7	4.402	4.1750	01/12/26	12/11/30	10,000,000.00	10,137,493.61	10,022,100.00	1.00221000
Medium Term Corporate Not	JACKSON NATL LIFE GLOBAL FUNDIN	46849LVB4	4.600	5.2650	01/13/25	10/01/29	5,000,000.00	4,881,471.24	5,014,100.00	1.00282000
Medium Term Corporate Not	JOHN DEERE CAPITAL CORP	24422EUU1	3.450	4.6931	06/27/24	03/07/29	1,813,000.00	1,741,032.90	1,790,264.98	0.98746000
Medium Term Corporate Not	JOHN DEERE CAPITAL CORP	24422EXT1	4.850	4.9201	01/14/25	06/11/29	5,000,000.00	5,011,128.27	5,142,150.00	1.02843001
Medium Term Corporate Not	JOHN DEERE CAPITAL CORP	24422EUY3	2.800	4.6100	07/16/24	07/18/29	3,312,000.00	3,120,268.27	3,194,424.00	0.96450000
Medium Term Corporate Not	JP MORGAN CHASE	46632FVQ5	4.800	4.8000	07/22/25	07/22/30	10,000,000.00	10,000,000.00	10,022,500.00	1.00225000
Medium Term Corporate Not	JP MORGAN CHASE	48130C6S9	4.000	4.0000	10/29/25	10/29/30	10,000,000.00	10,000,000.00	9,961,700.00	0.99617000
Medium Term Corporate Not	JP MORGAN CHASE	46632FWM3	4.250	4.2500	11/26/25	11/26/30	5,000,000.00	5,000,000.00	4,899,250.00	0.97985000
Medium Term Corporate Not	JP MORGAN DELAWARE BANK	46632FXG5	4.175	4.1750	12/22/25	12/21/29	10,000,000.00	10,000,000.00	9,990,200.00	0.99902000
Medium Term Corporate Not	MASSMUTUAL GLOBAL FUND	57629WDL1	5.050	4.5579	01/13/23	12/07/27	10,000,000.00	10,093,067.79	10,207,900.00	1.02079000
Medium Term Corporate Not	MASSMUTUAL GLOBAL FUND	57629W5B2	4.850	4.8001	01/19/24	01/17/29	10,000,000.00	10,013,791.00	10,226,200.00	1.02262000
Medium Term Corporate Not	MASSMUTUAL GLOBAL FUND	57629TBV8	4.950	4.9312	01/22/25	01/10/30	11,900,000.00	11,908,026.28	12,161,205.00	1.02195001
Medium Term Corporate Not	MASSMUTUAL GLOBAL FUNDING II	57629WDE7	1.200	5.3156	05/24/24	07/16/26	1,300,000.00	1,273,941.02	1,284,608.00	0.98816000
Medium Term Corporate Not	MET LIFE GLOB	59217GER6	1.875	2.3800	02/24/22	01/11/27	5,000,000.00	4,975,193.33	4,915,450.00	0.98309000
Medium Term Corporate Not	MET LIFE GLOB	59217GER6	1.875	5.0312	06/27/24	01/11/27	5,000,000.00	4,847,952.99	4,915,450.00	0.98309000

Medium Term Corporate Notes	Issuer	CUSIP	Coupon Rate	Yield Matur	Purchase Date	Maturity Date	Ending Par Val/Shares	Amor Value On 10/31/25	Ending Market Val	Ending Unit Price
Medium Term Corporate Not	MET LIFE GLOB	58989V2L7	4.200	4.2500	09/30/25	09/16/30	10,000,000.00	9,994,021.18	9,959,900.00	0.99599000
Medium Term Corporate Not	MET LIFE GLOBAL FUNDING I	59217GCK3	3.000	5.0759	06/27/24	09/19/27	1,042,000.00	1,001,350.03	1,028,016.36	0.98658000
Medium Term Corporate Not	META PLATFORMS INC	30303M8B1	3.500	4.1519	09/12/22	08/15/27	10,000,000.00	9,876,120.06	9,982,100.00	0.99821000
Medium Term Corporate Not	NATIONAL AUSTRALIA BANK LMTD NY	63253QA80	4.944	4.9089	07/05/24	01/12/28	1,300,000.00	1,300,858.71	1,329,380.00	1.02260001
Medium Term Corporate Not	NATIONAL AUSTRALIA BANK LMTD NY	63253QAE4	4.900	4.9000	07/05/24	06/13/28	1,645,000.00	1,645,000.00	1,686,141.45	1.02501001
Medium Term Corporate Not	NATIONAL SECS CLEARING	637639AH8	5.100	4.5977	01/13/23	11/21/27	5,000,000.00	5,047,474.62	5,113,300.00	1.02266001
Medium Term Corporate Not	NEW YORK LIFE	64952WCH4	2.350	3.4178	05/18/22	07/14/26	5,970,000.00	5,938,663.15	5,930,717.40	0.99342000
Medium Term Corporate Not	NEW YORK LIFE	64952WFN8	4.600	4.3900	07/17/25	06/03/30	10,000,000.00	10,141,133.58	10,156,500.00	1.01565001
Medium Term Corporate Not	NEW YORK LIFE GLOBAL FUNDING	64952WEY5	4.850	4.9627	06/27/24	01/09/28	2,000,000.00	1,995,807.48	2,036,800.00	1.01840001
Medium Term Corporate Not	PACIFIC LIFE	6944PL2U2	5.500	5.5611	09/21/23	07/18/28	5,000,000.00	4,992,961.90	5,185,100.00	1.03702000
Medium Term Corporate Not	PACIFIC LIFE	6944PL3F4	4.850	4.1800	08/29/25	02/10/30	10,000,000.00	10,294,697.22	10,187,800.00	1.01878000
Medium Term Corporate Not	PROTECTIVE LIFE	74368CBC7	1.618	1.1220	09/07/21	04/15/26	5,000,000.00	5,012,331.48	4,977,400.00	0.99548000
Medium Term Corporate Not	PROTECTIVE LIFE	74368CBP8	4.714	4.7941	07/16/24	07/06/27	11,850,000.00	11,836,413.08	11,985,801.00	1.01146000
Medium Term Corporate Not	PROTECTIVE LIFE	74368CCA0	4.772	5.0324	01/22/25	12/09/29	14,630,000.00	14,576,894.43	14,869,932.00	1.01640001
Medium Term Corporate Not	PROTECTIVE LIFE	74368CCA0	4.772	4.1800	09/30/25	12/09/29	10,000,000.00	10,363,132.28	10,164,000.00	1.01640001
Medium Term Corporate Not	TOYOTA MOTOR CREDIT CORP	89236TJZ9	3.050	3.6894	05/04/22	03/22/27	10,000,000.00	9,907,522.53	9,926,700.00	0.99267000
Medium Term Corporate Not	TOYOTA MOTOR CREDIT CORP	89236TKL8	5.450	4.4619	02/01/23	11/10/27	10,000,000.00	10,187,069.64	10,291,200.00	1.02912000
Medium Term Corporate Not	TOYOTA MOTOR CREDIT CORP	89236TNW1	4.050	4.0500	10/22/25	10/22/30	10,000,000.00	10,000,000.00	9,963,000.00	0.99630000
Medium Term Corporate Not	U.S. BANCORP	91159HHR4	3.150	3.6794	05/04/22	04/27/27	10,000,000.00	9,923,417.77	9,929,800.00	0.99298000
Medium Term Corporate Not	U.S. BANCORP	91159XDM4	4.700	4.7000	08/14/25	08/14/30	10,000,000.00	10,000,000.00	10,018,500.00	1.00185001
<b>Medium Term Corporate Notes Total</b>	<b>Total Count 54</b>		<b>3.809</b>	<b>4.2241</b>			<b>350,614,000.00</b>	<b>348,490,974.73</b>	<b>350,759,116.85</b>	<b>1.00041389</b>

Money Market	Issuer	CUSIP	Coupon Rate	Yield Matur	Purchase Date	Maturity Date	Ending Par Val/Shares	Amor Value On 10/31/25	Ending Market Val	Ending Unit Price
Money Market	FIDELITY INVESTMENTS		3.614	3.6136	12/10/90	Open	373,000,000.00	373,000,000.00	373,000,000.00	1.00000000
<b>Money Market Total</b>	<b>Total Count 1</b>		<b>3.614</b>	<b>3.6136</b>			<b>373,000,000.00</b>	<b>373,000,000.00</b>	<b>373,000,000.00</b>	<b>1.00000000</b>

Municipal Bond	Issuer	CUSIP	Coupon Rate	Yield Matur	Purchase Date	Maturity Date	Ending Par Val/Shares	Amor Value On 10/31/25	Ending Market Val	Ending Unit Price
Municipal Bond	BAY AREA TOLL AUTHORITY	072024L26	1.869	3.8382	11/20/25	04/01/29	7,010,000.00	6,595,946.76	6,616,598.80	0.94388000
Municipal Bond	CALIFORNIA STATE UNIVERSITY	13077DQG0	1.521	4.6210	12/23/24	11/01/28	3,500,000.00	3,199,277.54	3,302,005.00	0.94343000
Municipal Bond	CHABOT-LAS POSITAS CALIF CMNTY	15722TJS1	1.287	4.7753	06/28/24	08/01/27	1,000,000.00	934,207.79	964,340.00	0.96434000
Municipal Bond	CHAFFEY COMMUNITY COLLEGE	157432LM5	1.421	0.8621	08/17/21	06/01/26	2,885,000.00	2,893,027.70	2,863,275.95	0.99247000
Municipal Bond	CITY OF LOS ANGELES CA	544351LP2	2.950	4.6320	06/28/24	09/01/28	1,180,000.00	1,124,999.11	1,152,470.60	0.97667000
Municipal Bond	CONTRA COSTA CA CMNTY CLG DIST	212204JH5	2.163	3.2901	08/15/22	08/01/27	2,795,000.00	2,734,504.92	2,736,612.45	0.97911000
Municipal Bond	GOLDEN STATE TOBACCO	38122NA85	1.600	1.3104	10/12/21	06/01/26	2,000,000.00	2,002,877.14	1,984,400.00	0.99220000
Municipal Bond	GOLDEN STATE TOBACCO	38122NA85	1.600	3.5602	05/13/22	06/01/26	6,300,000.00	6,239,334.97	6,250,860.00	0.99220000
Municipal Bond	GOLDEN STATE TOBACCO	38122NA93	1.886	3.4943	08/03/22	06/01/27	9,305,000.00	9,088,145.30	9,065,210.15	0.97423000
Municipal Bond	LOS ANGELES UNIFIED SCHOOL DIST	544646A77	5.720	4.2754	06/16/22	05/01/27	13,500,000.00	13,751,032.88	13,782,420.00	1.02092000
Municipal Bond	MARIN CA CMNTY CLG DIST	56781RKE6	0.930	3.2502	08/15/22	08/01/27	3,155,000.00	3,014,357.36	3,035,110.00	0.96200000
Municipal Bond	MASSACHUSETTS ST SPL OBLG	576000ZJ5	1.753	3.7712	10/17/25	08/15/30	11,560,000.00	10,573,689.88	10,596,242.80	0.91663000
Municipal Bond	STATE OF CALIFORNIA	13063DRD2	2.375	1.0560	10/04/21	10/01/26	9,900,000.00	10,029,553.92	9,819,711.00	0.99189000
Municipal Bond	STATE OF CALIFORNIA	13063DC48	1.700	3.9381	02/07/23	02/01/28	10,000,000.00	9,472,072.65	9,637,200.00	0.96372000
Municipal Bond	STATE OF CALIFORNIA	13063DK56	1.650	3.6670	12/16/25	10/01/28	4,000,000.00	3,801,430.00	3,790,160.00	0.94754000
Municipal Bond	STATE OF CALIFORNIA	13063EHU3	4.875	3.8851	09/30/25	09/01/30	7,500,000.00	7,858,778.13	7,795,725.00	1.03943000
Municipal Bond	STATE OF CONNECTICUT	20772KAK5	3.750	4.0152	01/24/23	01/15/28	10,000,000.00	9,949,523.79	10,010,200.00	1.00102000
Municipal Bond	STATE OF HAWAII	419792YR1	0.893	0.8930	08/20/21	08/01/26	6,400,000.00	6,400,000.00	6,312,960.00	0.98640000
Municipal Bond	STATE OF HAWAII	419792G26	1.283	3.6003	09/12/22	08/01/26	9,000,000.00	8,796,942.79	8,894,700.00	0.98830000
Municipal Bond	STATE OF HAWAII	419792G34	1.535	3.9180	02/02/23	08/01/27	5,000,000.00	4,772,926.23	4,848,050.00	0.96961000
Municipal Bond	STATE OF NEW YORK	649791PS3	2.360	3.3081	05/04/22	02/15/27	7,000,000.00	6,903,652.51	6,905,570.00	0.98651000

<b>Municipal Bond</b>	<b>Issuer</b>	<b>CUSIP</b>	<b>Coupon Rate</b>	<b>Yield Matur</b>	<b>Purchase Date</b>	<b>Maturity Date</b>	<b>Ending Par Val/Shares</b>	<b>Amor Value On 10/31/25</b>	<b>Ending Market Val</b>	<b>Ending Unit Price</b>
Municipal Bond	UNIVERSITY OF CALIFORNIA	91412HGG2	1.614	3.7973	01/09/26	05/15/30	5,500,000.00	5,029,700.50	4,996,695.00	0.90849000
<b>Municipal Bond Total</b>	<b>Total Count 22</b>		<b>2.461</b>	<b>3.3782</b>			<b>138,490,000.00</b>	<b>135,165,981.87</b>	<b>135,360,516.75</b>	<b>0.97740282</b>

<b>State Pool</b>	<b>Issuer</b>	<b>CUSIP</b>	<b>Coupon Rate</b>	<b>Yield Matur</b>	<b>Purchase Date</b>	<b>Maturity Date</b>	<b>Ending Par Val/Shares</b>	<b>Amor Value On 10/31/25</b>	<b>Ending Market Val</b>	<b>Ending Unit Price</b>
State Pool	STATE OF CALIFORNIA		3.900	3.9000	01/01/88	Open	75,000,000.00	75,000,000.00	75,000,000.00	1.00000000
State Pool	STATE OF CALIFORNIA		3.900	3.9000	11/30/01	Open	6,326,966.16	6,326,966.16	6,326,966.16	1.00000000
<b>State Pool Total</b>	<b>Total Count 2</b>		<b>3.900</b>	<b>3.9000</b>			<b>81,326,966.16</b>	<b>81,326,966.16</b>	<b>81,326,966.16</b>	<b>1.00000000</b>

<b>Supranational</b>	<b>Issuer</b>	<b>CUSIP</b>	<b>Coupon Rate</b>	<b>Yield Matur</b>	<b>Purchase Date</b>	<b>Maturity Date</b>	<b>Ending Par Val/Shares</b>	<b>Amor Value On 10/31/25</b>	<b>Ending Market Val</b>	<b>Ending Unit Price</b>
Supranational	INTL BK RECON & DEVELOP	45906M2L4	0.650	0.7336	07/30/21	02/24/26	5,000,000.00	4,997,916.76	4,990,200.00	0.99804000
Supranational	INTL BK RECON & DEVELOP	459058JT1	0.850	2.9983	05/18/22	02/10/27	6,000,000.00	5,812,308.27	5,824,080.00	0.97068000
Supranational	INTL BK RECON & DEVELOP	459058JT1	0.850	2.0199	02/18/22	02/10/27	3,600,000.00	3,538,080.01	3,494,448.00	0.97068000
Supranational	INTL FINANCE CORP	45950VSE7	3.600	4.7859	10/17/23	04/07/28	10,000,000.00	9,723,678.55	9,987,300.00	0.99873000
<b>Supranational Total</b>	<b>Total Count 4</b>		<b>1.919</b>	<b>3.1064</b>			<b>24,600,000.00</b>	<b>24,071,983.59</b>	<b>24,296,028.00</b>	<b>0.98764341</b>

<b>Time Deposit</b>	<b>Issuer</b>	<b>CUSIP</b>	<b>Coupon Rate</b>	<b>Yield Matur</b>	<b>Purchase Date</b>	<b>Maturity Date</b>	<b>Ending Par Val/Shares</b>	<b>Amor Value On 10/31/25</b>	<b>Ending Market Val</b>	<b>Ending Unit Price</b>
Time Deposit	FRESNO FIRST BANK		3.630	3.6300	09/18/25	03/19/26	3,183,387.82	3,183,387.82	3,183,387.82	1.00000000
Time Deposit	FRESNO FIRST BANK		3.380	3.3800	01/15/26	07/16/26	3,249,134.23	3,249,134.23	3,249,134.23	1.00000000
<b>Time Deposit Total</b>	<b>Total Count 2</b>		<b>3.504</b>	<b>3.5037</b>			<b>6,432,522.05</b>	<b>6,432,522.05</b>	<b>6,432,522.05</b>	<b>1.00000000</b>

<b>Treasury Note</b>	<b>Issuer</b>	<b>CUSIP</b>	<b>Coupon Rate</b>	<b>Yield Matur</b>	<b>Purchase Date</b>	<b>Maturity Date</b>	<b>Ending Par Val/Shares</b>	<b>Amor Value On 11/28/25</b>	<b>Ending Market Val</b>	<b>Ending Unit Price</b>
Treasury Note	U.S. TREASURY	912828R36	1.625	2.8580	05/16/22	05/15/26	10,000,000.00	9,880,134.55	9,943,000.00	0.99430000
Treasury Note	U.S. TREASURY	91282CCP4	0.625	0.6223	08/03/21	07/31/26	5,000,000.00	5,000,132.93	4,926,700.00	0.98534000
Treasury Note	U.S. TREASURY	912828X88	2.375	4.5751	09/19/23	05/15/27	5,000,000.00	4,842,262.30	4,927,750.00	0.98555000
Treasury Note	U.S. TREASURY	91282CFB2	2.750	3.7212	01/31/23	07/31/27	10,000,000.00	9,814,473.38	9,887,900.00	0.98879000
Treasury Note	U.S. TREASURY	9128284V9	2.875	4.2694	09/05/23	08/15/28	10,000,000.00	9,611,250.84	9,832,400.00	0.98324000
Treasury Note	U.S. TREASURY	91282CCY5	1.250	4.7227	10/04/23	09/30/28	10,000,000.00	8,895,082.84	9,412,100.00	0.94121000
Treasury Note	U.S. TREASURY	91282CNG2	4.000	4.1180	06/10/25	05/31/30	10,000,000.00	9,962,905.77	10,102,300.00	1.01023001
<b>Treasury Note Total</b>	<b>Total Count 7</b>		<b>2.346</b>	<b>3.6925</b>			<b>60,000,000.00</b>	<b>58,006,242.61</b>	<b>59,032,150.00</b>	<b>0.98386917</b>
<b>Investment Total</b>			<b>3.432</b>	<b>3.7103</b>			<b>1,451,395,488.21</b>	<b>1,443,208,557.03</b>	<b>1,446,913,098.51</b>	<b>0.99691167</b>