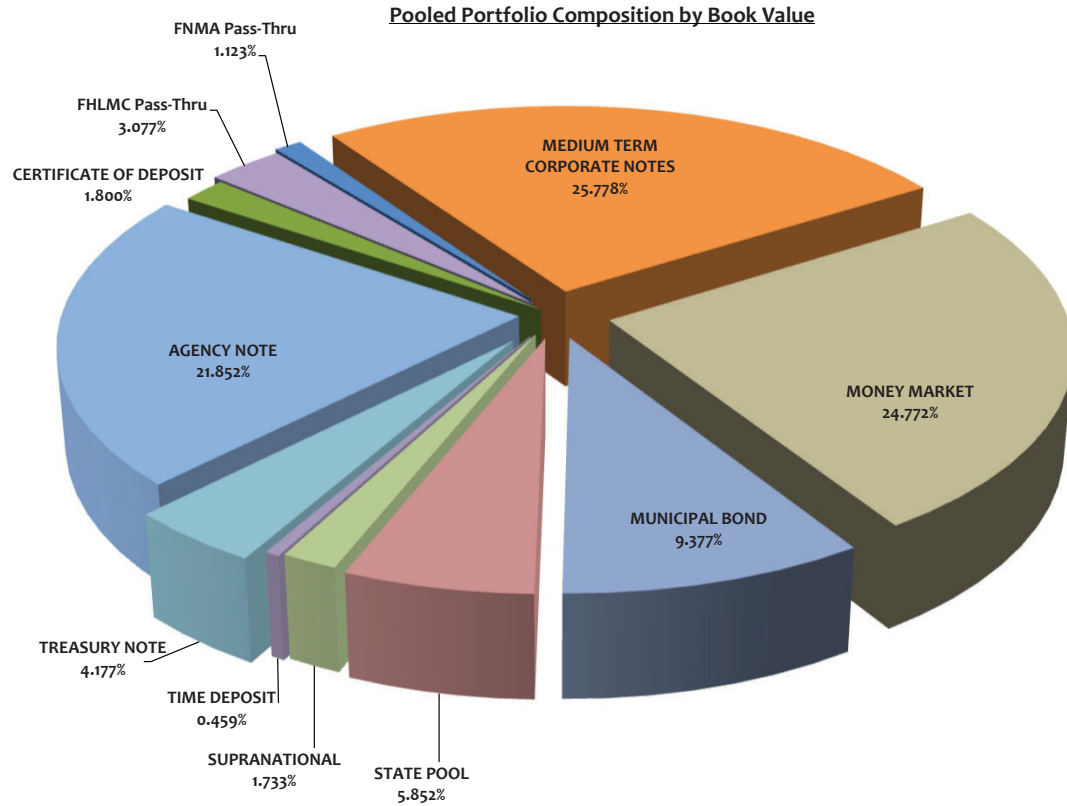




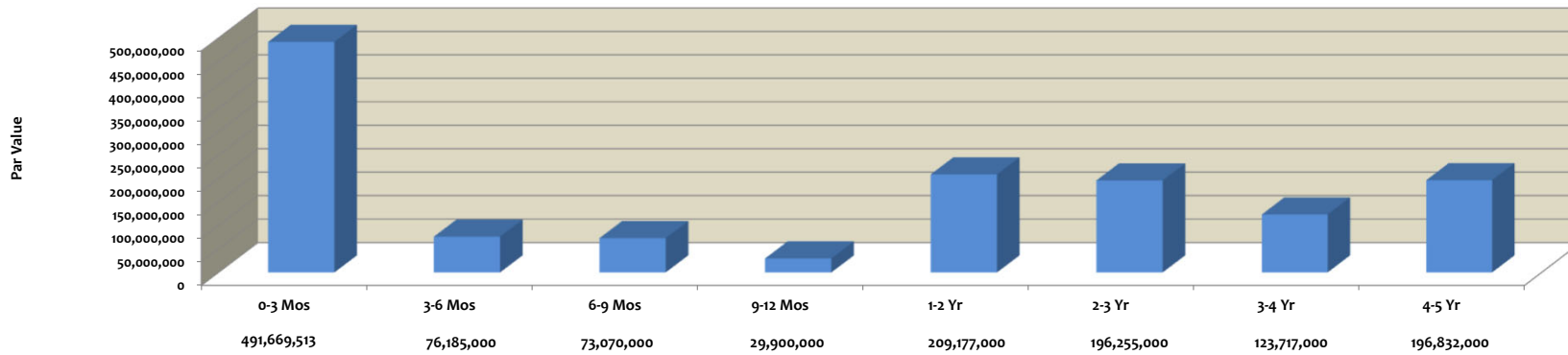
ASSET ALLOCATION					
Assets	Current Par Value	Current Book Value	Market Value	Mkt/Book	Yield to Maturity
AGENCY NOTE	\$303,210,000	\$303,449,031	\$303,681,960	100.08%	3.15%
CERTIFICATE OF DEPOSIT	\$25,000,000	\$25,000,000	\$25,010,469	100.04%	3.35%
FHLMC Pass-Thru	\$42,772,000	\$42,735,520	\$42,419,311	99.26%	3.99%
FNMA Pass-Thru	\$15,950,000	\$15,599,337	\$15,567,145	99.79%	4.73%
MEDIUM TERM CORPORATE NOTES	\$360,652,000	\$357,977,767	\$360,629,058	100.74%	4.15%
MONEY MARKET	\$344,000,000	\$344,000,000	\$344,000,000	100.00%	3.73%
MUNICIPAL BOND	\$132,990,000	\$130,214,496	\$130,294,259	100.06%	3.36%
STATE POOL	\$81,260,767	\$81,260,767	\$81,260,767	100.00%	3.97%
SUPRANATIONAL	\$24,600,000	\$24,071,984	\$24,276,074	100.85%	3.11%
TIME DEPOSIT	\$6,370,746	\$6,370,746	\$6,370,746	100.00%	3.74%
TREASURY NOTE	\$60,000,000	\$58,006,243	\$59,046,150	101.79%	3.69%
<b>Totals</b>	<b>\$1,396,805,513</b>	<b>\$1,388,685,891</b>	<b>\$1,392,555,938</b>	<b>100.28%</b>	<b>3.69%</b>


Portfolio Breakdown & Statistics		
	December 31, 2025	December 31, 2024
AMORTIZED COST	\$1,388,685,891	\$1,346,727,497
AVERAGE DAYS TO MATURITY	581	577
CURRENT MONTH RETURN ON INVEST	3.70%	3.51%
EARNED INTEREST-CURR MONTH	\$4,485,089	\$3,913,873
EARNED INTEREST - FISCAL YTD	\$26,693,992	\$24,294,202



MATURITY DISTRIBUTION									
Current Par Value	0-3 Mos	3-6 Mos	6-9 Mos	9-12 Mos	1-2 Yr	2-3 Yr	3-4 Yr	4-5 Yr	Totals
Agency Note	35,000,000	30,000,000	30,400,000	20,000,000	30,000,000	90,000,000	37,810,000	30,000,000	303,210,000
Medium Term Corporate Note	20,038,000	15,000,000	22,270,000		102,822,000	36,625,000	78,897,000	85,000,000	360,652,000
Money Market	344,000,000								344,000,000
Certificate of Deposit		10,000,000			10,000,000	5,000,000			25,000,000
Municipal Bond		11,185,000	15,400,000	9,900,000	41,755,000	28,680,000	7,010,000	19,060,000	132,990,000
State Pool	81,260,767								81,260,767
Supranational	5,000,000				9,600,000	10,000,000			24,600,000
FHLMC Pass-Thru								42,772,000	42,772,000
FNMA Pass-Thru						5,950,000		10,000,000	15,950,000
Treasury Note	6,370,746								6,370,746
Time Deposit		10,000,000	5,000,000		15,000,000	20,000,000		10,000,000	60,000,000
<b>Totals</b>	<b>491,669,513</b>	<b>76,185,000</b>	<b>73,070,000</b>	<b>29,900,000</b>	<b>209,177,000</b>	<b>196,255,000</b>	<b>123,717,000</b>	<b>196,832,000</b>	<b>1,396,805,513</b>
<b>% of Portfolio</b>	<b>35.20%</b>	<b>5.45%</b>	<b>5.23%</b>	<b>2.14%</b>	<b>14.98%</b>	<b>14.05%</b>	<b>8.86%</b>	<b>14.09%</b>	<b>100.00%</b>

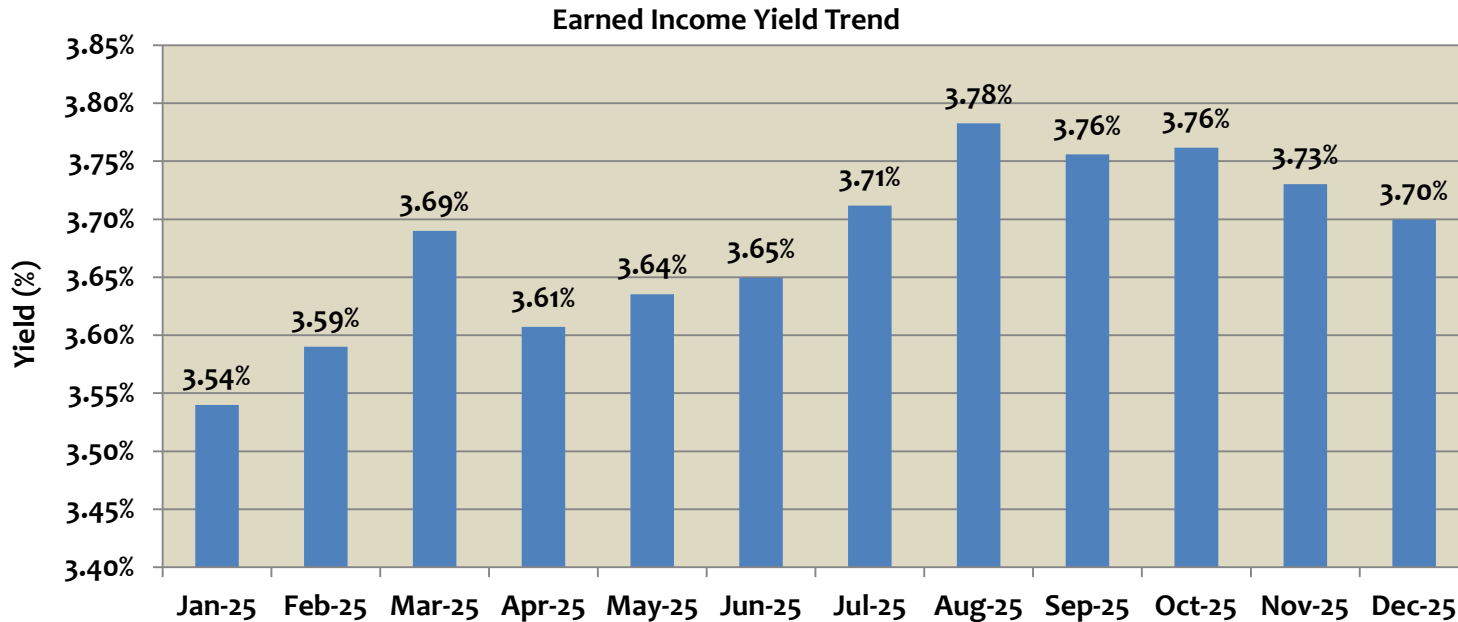
Maturity Distribution  
December 31, 2025





**PORTFOLIO - EARNED INCOME YIELD**

Month	Earned Income Yield
Jan-25	3.54%
Feb-25	3.59%
Mar-25	3.69%
Apr-25	3.61%
May-25	3.64%
Jun-25	3.65%
Jul-25	3.71%
Aug-25	3.78%
Sep-25	3.76%
Oct-25	3.76%
Nov-25	3.73%
Dec-25	3.70%



In accordance with State Law, the Finance Director certifies that the securities held in the City Investment Portfolio, comply with City policies. The Finance Director further certifies that the City has Operating Funds available to meet its expenditure requirements for the next six months.

**Amortized Cost** - the total amount at which investments are carried on the City books. This amount includes the amortization and accretion of premiums and discounts, respectively.

**Market Value** - the total amount at which investments are being sold in the market. Market prices are provided by the Bank of New York.

**Maturity Value** - (also referred to as "par value") the total amount of the face or stated value of the investments at maturity.

**Average Days to Maturity** - the average time in days left in the maturity of the investments.

**Monthly Yield** - the rate of return on investments as expressed in a percentage.

**Earned Interest** - the amount of income realized by all investments.

POOLED INVESTMENT AT DECEMBER 31, 2025 - PORTFOLIO POSITION DETAIL

Agency Note	Issuer	CUSIP	Coupon	Yield	Purchase	Maturity	Ending	Amor Value On	Ending	Ending
Agency Note	FED AG MORTGAGE CORPORATION	31422XLY6	0.900	0.9000	09/01/21	09/01/26	5,000,000.00	5,000,000.00	4,909,200.00	0.98184000
Agency Note	FED AG MORTGAGE CORPORATION	31422XMT6	0.930	0.9300	09/21/21	09/21/26	5,000,000.00	5,000,000.00	4,904,000.00	0.98080000
Agency Note	FED AG MORTGAGE CORPORATION	31422XUU4	2.000	2.0000	02/25/22	02/25/27	10,000,000.00	10,000,000.00	9,825,200.00	0.98252000
Agency Note	FED AG MORTGAGE CORPORATION	31422XYF3	3.100	4.6710	09/14/23	05/13/27	10,000,000.00	9,774,943.28	9,937,900.00	0.99379000
Agency Note	FED AG MORTGAGE CORPORATION	31424WAT9	4.820	4.8200	10/19/23	05/19/28	15,000,000.00	15,000,000.00	15,416,100.00	1.02774000
Agency Note	FED AG MORTGAGE CORPORATION	31424WAU6	4.830	4.8300	10/20/23	06/20/28	15,000,000.00	15,000,000.00	15,431,700.00	1.02878000
Agency Note	FED AG MORTGAGE CORPORATION	31424WBE1	5.000	5.0000	10/24/23	07/24/28	10,000,000.00	10,000,000.00	10,338,800.00	1.03388001
Agency Note	FED FARM CREDIT BANK	3133EMSU7	0.800	0.8000	03/09/21	03/09/26	5,000,000.00	5,000,000.00	4,974,100.00	0.99482000
Agency Note	FED FARM CREDIT BANK	3133ENUD0	2.640	3.0001	05/04/22	04/08/26	10,000,000.00	9,982,262.58	9,971,800.00	0.99718000
Agency Note	FED FARM CREDIT BANK	3133ENFN5	1.540	1.5400	11/30/21	11/30/26	10,000,000.00	10,000,000.00	9,818,900.00	0.98189000
Agency Note	FED FARM CREDIT BANK	3133ENHA1	1.500	1.5000	12/14/21	12/14/26	10,000,000.00	10,000,000.00	9,805,600.00	0.98056000
Agency Note	FED FARM CREDIT BANK	3133ENL99	3.375	3.4769	09/15/22	09/15/27	10,000,000.00	9,980,475.42	9,980,200.00	0.99802000
Agency Note	FED HOME LOAN BANK	3130AKN85	0.550	0.5652	01/20/21	01/20/26	5,000,000.00	4,999,620.23	4,992,350.00	0.99847000
Agency Note	FED HOME LOAN BANK	3130AKPL4	0.550	0.5500	01/28/21	01/28/26	5,000,000.00	5,000,000.00	4,989,000.00	0.99780000
Agency Note	FED HOME LOAN BANK	3130AKPC4	0.600	0.6000	01/28/21	01/28/26	5,000,000.00	5,000,000.00	4,989,150.00	0.99783000
Agency Note	FED HOME LOAN BANK	3130AS3R8	3.230	3.2300	05/26/22	02/26/26	10,000,000.00	10,000,000.00	9,992,900.00	0.99929000
Agency Note	FED HOME LOAN BANK	3130ALV92	1.050	0.9484	04/01/21	03/30/26	5,000,000.00	4,999,746.99	4,968,500.00	0.99370000
Agency Note	FED HOME LOAN BANK	3130ALYB4	1.450	1.1449	04/28/21	04/28/26	5,000,000.00	5,000,000.00	4,964,200.00	0.99284000
Agency Note	FED HOME LOAN BANK	3130AMTW2	1.050	0.8273	06/30/21	06/30/26	5,000,000.00	5,000,000.00	4,936,300.00	0.98726000
Agency Note	FED HOME LOAN BANK	3130AMWM0	1.050	0.9375	06/30/21	06/30/26	5,000,000.00	5,000,000.00	4,936,300.00	0.98726000
Agency Note	FED HOME LOAN BANK	3130AMZN5	2.000	1.0448	06/30/21	06/30/26	5,000,000.00	5,000,000.00	4,961,850.00	0.99237000
Agency Note	FED HOME LOAN BANK	3130ANBS8	0.930	0.9300	07/29/21	07/29/26	5,400,000.00	5,400,000.00	5,316,894.00	0.98461000
Agency Note	FED HOME LOAN BANK	3130ANLZ1	0.900	0.9000	08/26/21	08/26/26	5,000,000.00	5,000,000.00	4,913,150.00	0.98263000
Agency Note	FED HOME LOAN BANK	3130AWTQ3	4.625	4.8016	09/08/23	09/11/26	10,000,000.00	9,982,960.09	10,069,000.00	1.00690001
Agency Note	FED HOME LOAN BANK	3130AURW6	3.700	3.7000	02/02/23	02/02/28	15,000,000.00	15,000,000.00	15,021,900.00	1.00146000
Agency Note	FED HOME LOAN BANK	3130AURX4	3.660	3.6600	02/08/23	02/08/28	15,000,000.00	15,000,000.00	15,010,350.00	1.00069000
Agency Note	FED HOME LOAN BANK	3130ATS57	4.500	3.7601	03/14/23	03/10/28	10,000,000.00	10,174,991.28	10,210,900.00	1.02109000
Agency Note	FED HOME LOAN BANK	3130B6NX0	4.245	4.2450	06/09/25	12/08/28	10,000,000.00	10,000,000.00	10,012,500.00	1.00125001
Agency Note	FED HOME LOAN BANK	3130B14U8	5.250	5.1510	05/17/24	04/27/29	2,000,000.00	2,006,267.63	2,006,460.00	1.00323000
Agency Note	FED HOME LOAN BANK	3130B1AW7	5.300	5.1834	05/21/24	05/01/29	4,920,000.00	4,938,153.59	4,934,317.20	1.00291001
Agency Note	FED HOME LOAN BANK	3130B4DU2	4.500	3.9546	10/20/25	12/27/29	20,890,000.00	21,307,701.13	21,245,338.90	1.01701001
Agency Note	FED HOME LOAN MORT CORP	3134HBUW9	4.000	4.1179	06/05/25	12/05/29	10,000,000.00	9,956,909.00	9,995,700.00	0.99957000
Agency Note	FEDERAL NAT MORTGAGE ASSOC	3136GCB95	3.750	3.7890	12/17/25	06/17/30	10,000,000.00	9,984,000.00	9,976,700.00	0.99767000
Agency Note	FEDERAL NAT MORTGAGE ASSOC	3136GAXV6	3.750	3.7972	10/21/25	10/30/30	10,000,000.00	9,975,000.00	9,952,100.00	0.99521000
Agency Note	FREDDIE MAC	3134HCHV4	3.750	3.7848	12/18/25	03/18/30	10,000,000.00	9,986,000.00	9,972,600.00	0.99726000
<b>Agency Note Total</b>	<b>Total Count 35</b>		<b>3.169</b>	<b>3.1546</b>			<b>303,210,000.00</b>	<b>303,449,031.22</b>	<b>303,681,960.10</b>	<b>1.00155655</b>

Certificate of Deposit	Issuer	CUSIP	Coupon	Yield	Purchase	Maturity	Ending	Amor Value On	Ending	Ending
			Rate	Matur	Date	Date	Par Val/Shares	10/31/25	Market Val	Unit Price
Certificate of Deposit	JP MORGAN CHASE	48128WPR0	2.650	2.6500	04/08/22	04/08/27	10,000,000.00	10,000,000.00	9,857,971.00	0.98579710
Certificate of Deposit	MORGAN STANLEY	61690UJ50	3.200	3.2000	05/19/22	05/19/26	10,000,000.00	10,000,000.00	9,977,390.70	0.99773907
Certificate of Deposit	WELLS FARGO BANK	949764HT4	5.050	5.0500	11/14/23	11/14/28	5,000,000.00	5,000,000.00	5,175,107.00	1.03502141
<b>Certificate of Deposit Total</b>	<b>Total Count 3</b>		<b>3.350</b>	<b>3.3500</b>			<b>25,000,000.00</b>	<b>25,000,000.00</b>	<b>25,010,468.70</b>	<b>1.00041875</b>

<i>FHLMC Pass-Thru</i>	<i>Issuer</i>	<i>CUSIP</i>	<i>Coupon Rate</i>	<i>Yield Matur</i>	<i>Purchase Date</i>	<i>Maturity Date</i>	<i>Ending Par Val/Shares</i>	<i>Amor Value On 10/31/25</i>	<i>Ending Market Val</i>	<i>Ending Unit Price</i>
FHLMC Pass-Thru	FED HOME LOAN BANK	3132XFZP6	3.900	3.9585	11/24/25	08/01/30	10,000,000.00	10,000,020.67	9,880,500.00	0.98805000
FHLMC Pass-Thru	FED HOME LOAN BANK	3132XFZM3	3.950	4.0079	12/17/25	08/01/30	15,000,000.00	14,988,833.33	14,845,800.00	0.98972000
FHLMC Pass-Thru	FED HOME LOAN MORT CORP	3132XK3K1	3.950	3.9740	09/30/25	01/01/30	8,450,000.00	8,442,369.96	8,434,029.50	0.99811000
FHLMC Pass-Thru	FED HOME LOAN MORT CORP	3132XFYC6	3.900	4.0521	09/30/25	04/01/30	4,322,000.00	4,296,351.34	4,295,981.56	0.99398001
FHLMC Pass-Thru	FED HOME LOAN MORT CORP	3132XFZ5o	3.950	3.9618	11/20/25	07/01/30	5,000,000.00	5,007,944.97	4,963,000.00	0.99260000
<b>FHLMC Pass-Thru Total</b>	<b>Total Count 5</b>		<b>3.933</b>	<b>3.9887</b>			<b>42,772,000.00</b>	<b>42,735,520.27</b>	<b>42,419,311.06</b>	<b>0.99175422</b>

<i>FNMA Pass-Thru</i>	<i>Issuer</i>	<i>CUSIP</i>	<i>Coupon Rate</i>	<i>Yield Matur</i>	<i>Purchase Date</i>	<i>Maturity Date</i>	<i>Ending Par Val/Shares</i>	<i>Amor Value On 10/31/25</i>	<i>Ending Market Val</i>	<i>Ending Unit Price</i>
FNMA Pass-Thru	FEDERAL NAT MORTGAGE ASSOC	3140LC4Z1	1.360	5.8265	10/20/25	08/01/28	5,950,000.00	5,622,005.63	5,594,844.50	0.94031000
FNMA Pass-Thru	FEDERAL NAT MORTGAGE ASSOC	3140NY4W8	4.005	4.1088	09/03/25	08/01/30	10,000,000.00	9,977,331.30	9,972,300.00	0.99723000
<b>FNMA Pass-Thru Total</b>	<b>Total Count 2</b>		<b>3.053</b>	<b>4.7272</b>			<b>15,950,000.00</b>	<b>15,599,336.93</b>	<b>15,567,144.50</b>	<b>0.97599652</b>

<i>Medium Term Corporate Notes</i>	<i>Issuer</i>	<i>CUSIP</i>	<i>Coupon Rate</i>	<i>Yield Matur</i>	<i>Purchase Date</i>	<i>Maturity Date</i>	<i>Ending Par Val/Shares</i>	<i>Amor Value On 10/31/25</i>	<i>Ending Market Val</i>	<i>Ending Unit Price</i>
Medium Term Corporate Not	AMAZON.COM INC	023135BC9	3.150	4.9910	09/25/23	08/22/27	5,000,000.00	4,970,901.46	4,960,000.00	0.99200000
Medium Term Corporate Not	AMERICAN HONDA FINANCE	02665WFO9	4.400	5.0595	01/21/25	09/05/29	7,242,000.00	7,071,001.68	7,323,617.34	1.01127001
Medium Term Corporate Not	APPLE INC	037833BZ2	2.450	3.3250	05/04/22	08/04/26	10,000,000.00	9,914,632.46	9,925,900.00	0.99259000
Medium Term Corporate Not	ATHENE GLOBAL FUNDING	04685A2V2	2.500	5.2820	06/17/24	03/24/28	3,250,000.00	3,099,905.82	3,122,210.00	0.96068000
Medium Term Corporate Not	ATHENE GLOBAL FUNDING	04685A3C3	1.985	5.4828	05/21/24	08/19/28	1,300,000.00	1,175,774.24	1,221,324.00	0.93948000
Medium Term Corporate Not	ATHENE GLOBAL FUNDING	04685A3C3	1.985	5.4891	05/24/24	08/19/28	500,000.00	452,139.17	469,740.00	0.93948000
Medium Term Corporate Not	ATHENE GLOBAL FUNDING	04685A3C3	1.985	5.3227	06/27/24	08/19/28	3,000,000.00	2,725,711.31	2,818,440.00	0.93948000
Medium Term Corporate Not	BANK OF AMERICA	06048WM31	1.250	1.2500	05/28/21	05/28/26	5,000,000.00	5,000,000.00	4,929,400.00	0.98588000
Medium Term Corporate Not	BANK OF AMERICA	06048WM31	1.250	1.2500	05/28/21	05/28/26	5,000,000.00	5,000,000.00	4,929,400.00	0.98588000
Medium Term Corporate Not	BANK OF AMERICA	06048WP2o	1.250	1.2500	09/24/21	09/24/26	5,000,000.00	5,000,000.00	4,904,100.00	0.98082000
Medium Term Corporate Not	BANK OF NEW YORK	06406RBA4	2.050	2.2980	02/22/22	01/26/27	5,000,000.00	4,981,818.32	4,907,850.00	0.98157000
Medium Term Corporate Not	BANK OF NEW YORK	06406RAH0	3.850	4.7689	06/27/24	04/28/28	5,000,000.00	4,892,913.22	5,013,550.00	1.00271001
Medium Term Corporate Not	BANK OF NEW YORK	06406RAH0	3.850	4.8300	07/05/24	04/28/28	3,000,000.00	2,931,537.52	3,008,130.00	1.00271001
Medium Term Corporate Not	EMERSON ELECTRIC CO	291011BQ6	2.000	4.4615	01/25/24	12/21/28	8,630,000.00	8,039,652.52	8,188,144.00	0.94880000
Medium Term Corporate Not	EQUITABLE FINANCIAL LIFE	29449WAF4	1.800	5.0529	07/10/24	03/08/28	4,000,000.00	3,697,979.31	3,809,880.00	0.95247000
Medium Term Corporate Not	GUARDIAN LIFE	40139LBF9	3.246	5.0299	07/05/24	03/29/27	1,680,000.00	1,637,216.22	1,667,954.40	0.99283000
Medium Term Corporate Not	GUARDIAN LIFE	40139LAH6	1.400	4.9402	07/05/24	07/06/27	1,250,000.00	1,166,702.74	1,205,150.00	0.96412000
Medium Term Corporate Not	GUARDIAN LIFE	40139LBA0	1.250	4.3658	02/07/23	11/19/27	10,000,000.00	9,409,417.59	9,530,200.00	0.95302000
Medium Term Corporate Not	GUARDIAN LIFE	40139LBK8	4.798	4.1600	08/29/25	04/28/30	10,000,000.00	10,259,375.41	10,221,300.00	1.02213001
Medium Term Corporate Not	JACKSON NATL LIFE GLOBAL FUNDIN	46849LVB4	4.600	5.2650	01/13/25	10/01/29	5,000,000.00	4,881,471.24	5,014,150.00	1.00283000
Medium Term Corporate Not	JOHN DEERE CAPITAL CORP	24422EUU1	3.450	4.6931	06/27/24	03/07/29	1,813,000.00	1,741,032.90	1,788,161.90	0.98630000
Medium Term Corporate Not	JOHN DEERE CAPITAL CORP	24422EXT1	4.850	4.9201	01/14/25	06/11/29	5,000,000.00	5,011,128.27	5,140,800.00	1.02816001
Medium Term Corporate Not	JOHN DEERE CAPITAL CORP	24422EUY3	2.800	4.6100	07/16/24	07/18/29	3,312,000.00	3,095,290.26	3,187,501.92	0.96241000
Medium Term Corporate Not	JP MORGAN CHASE	46632FRU1	0.700	0.7000	01/22/21	01/22/26	5,000,000.00	5,000,000.00	4,987,500.00	0.99750000
Medium Term Corporate Not	JP MORGAN CHASE	46632FVQ5	4.800	4.8000	07/22/25	07/22/30	10,000,000.00	10,000,000.00	10,022,700.00	1.00227001
Medium Term Corporate Not	JP MORGAN CHASE	48130C6S9	4.000	4.0000	10/29/25	10/29/30	10,000,000.00	10,000,000.00	9,985,100.00	0.99851000
Medium Term Corporate Not	JP MORGAN CHASE	46632FWM3	4.250	4.2500	11/26/25	11/26/30	5,000,000.00	5,000,000.00	4,910,050.00	0.98201000
Medium Term Corporate Not	JP MORGAN DELAWARE BANK	46632FXG5	4.175	4.1750	12/22/25	12/21/29	10,000,000.00	10,000,000.00	10,001,900.00	1.00019001
Medium Term Corporate Not	MASSMUTUAL GLOBAL FUND	57629WDL1	5.050	4.5579	01/13/23	12/07/27	10,000,000.00	10,093,067.79	10,209,600.00	1.02096000
Medium Term Corporate Not	MASSMUTUAL GLOBAL FUND	57629W5B2	4.850	4.8001	01/19/24	01/17/29	10,000,000.00	10,015,904.68	10,212,400.00	1.02124001
Medium Term Corporate Not	MASSMUTUAL GLOBAL FUND	57629TBV8	4.950	4.9312	01/22/25	01/10/30	11,900,000.00	11,908,924.01	12,190,479.00	1.02441000
Medium Term Corporate Not	MASSMUTUAL GLOBAL FUNDING II	57629WDE7	1.200	5.3156	05/24/24	07/16/26	1,300,000.00	1,248,556.71	1,281,085.00	0.98545000
Medium Term Corporate Not	MET LIFE GLOB	59217GER6	1.875	2.3800	02/24/22	01/11/27	5,000,000.00	4,963,008.36	4,900,000.00	0.98000000
Medium Term Corporate Not	MET LIFE GLOB	59217GER6	1.875	5.0312	06/27/24	01/11/27	5,000,000.00	4,774,716.16	4,900,000.00	0.98000000
Medium Term Corporate Not	MET LIFE GLOB	58989V2L7	4.200	4.2500	09/30/25	09/16/30	10,000,000.00	9,994,021.18	9,963,400.00	0.99634000
Medium Term Corporate Not	MET LIFE GLOBAL FUNDING I	59217GCK3	3.000	5.0759	06/27/24	09/19/27	1,042,000.00	1,001,350.03	1,026,234.54	0.98487000
Medium Term Corporate Not	META PLATFORMS INC	30303M8B1	3.500	4.1519	09/12/22	08/15/27	10,000,000.00	9,876,120.06	9,981,100.00	0.99811000

Medium Term Corporate Notes	Issuer	CUSIP	Coupon Rate	Yield Matur	Purchase Date	Maturity Date	Ending Par Val/Shares	Amor Value On 10/31/25	Ending Market Val	Ending Unit Price
Medium Term Corporate Not	NATIONAL AUSTRALIA BANK LMTD NY	63253QAB0	4.944	4.9089	07/05/24	01/12/28	1,300,000.00	1,301,060.68	1,328,925.00	1.02225000
Medium Term Corporate Not	NATIONAL AUSTRALIA BANK LMTD NY	63253QAE4	4.900	4.9000	07/05/24	06/13/28	1,645,000.00	1,645,000.00	1,685,697.30	1.02474001
Medium Term Corporate Not	NATIONAL SECS CLEARING	637639AH8	5.100	4.5977	01/13/23	11/21/27	5,000,000.00	5,047,474.62	5,117,800.00	1.02356000
Medium Term Corporate Not	NEW YORK LIFE	64952WCH4	2.350	3.4178	05/18/22	07/14/26	5,970,000.00	5,907,852.81	5,922,598.20	0.99206000
Medium Term Corporate Not	NEW YORK LIFE	64952WFN8	4.600	4.3900	07/17/25	06/03/30	10,000,000.00	10,141,133.58	10,160,300.00	1.01603001
Medium Term Corporate Not	NEW YORK LIFE GLOBAL FUNDING	64952WEY5	4.850	4.9627	06/27/24	01/09/28	2,000,000.00	1,994,785.79	2,036,620.00	1.01831000
Medium Term Corporate Not	NORTHWESTERN MUTUAL GLBL	66815L2A6	0.800	5.2501	03/13/23	01/14/26	10,038,000.00	9,820,363.04	10,027,058.58	0.99891000
Medium Term Corporate Not	PACIFIC LIFE	6944PL2U2	5.500	5.5611	09/21/23	07/18/28	5,000,000.00	4,991,666.43	5,184,500.00	1.03690001
Medium Term Corporate Not	PACIFIC LIFE	6944PL3F4	4.850	4.1800	08/29/25	02/10/30	10,000,000.00	10,294,697.22	10,228,200.00	1.02282000
Medium Term Corporate Not	PROTECTIVE LIFE	74368CBC7	1.618	1.1220	09/07/21	04/15/26	5,000,000.00	5,012,331.48	4,965,850.00	0.99317000
Medium Term Corporate Not	PROTECTIVE LIFE	74368CBP8	4.714	4.7941	07/16/24	07/06/27	11,850,000.00	11,832,094.48	11,977,506.00	1.01076000
Medium Term Corporate Not	PROTECTIVE LIFE	74368CCA0	4.772	5.0324	01/22/25	12/09/29	14,630,000.00	14,576,894.43	14,885,000.90	1.01743000
Medium Term Corporate Not	PROTECTIVE LIFE	74368CCA0	4.772	4.1800	09/30/25	12/09/29	10,000,000.00	10,363,132.28	10,174,300.00	1.01743000
Medium Term Corporate Not	TOYOTA MOTOR CREDIT CORP	89236THY4	0.700	0.7000	01/20/21	01/20/26	5,000,000.00	5,000,000.00	4,992,350.00	0.99847000
Medium Term Corporate Not	TOYOTA MOTOR CREDIT CORP	89236TJZ9	3.050	3.6894	05/04/22	03/22/27	10,000,000.00	9,907,522.53	9,914,500.00	0.99145000
Medium Term Corporate Not	TOYOTA MOTOR CREDIT CORP	89236TKL8	5.450	4.4619	02/01/23	11/10/27	10,000,000.00	10,187,069.64	10,299,500.00	1.02995001
Medium Term Corporate Not	TOYOTA MOTOR CREDIT CORP	89236TNW1	4.050	4.0500	10/22/25	10/22/30	10,000,000.00	10,000,000.00	9,928,600.00	0.99286000
Medium Term Corporate Not	U.S. BANCORP	91159HHR4	3.150	3.6794	05/04/22	04/27/27	10,000,000.00	9,923,417.77	9,923,800.00	0.99238000
Medium Term Corporate Not	U.S. BANCORP	91159XDM4	4.700	4.7000	08/14/25	08/14/30	10,000,000.00	10,000,000.00	10,017,500.00	1.00175001
<b>Medium Term Corporate Notes Total</b>	<b>Total Count 56</b>		<b>3.624</b>	<b>4.1549</b>			<b>360,652,000.00</b>	<b>357,977,767.42</b>	<b>360,629,058.08</b>	<b>0.99993639</b>

Money Market	Issuer	CUSIP	Coupon Rate	Yield Matur	Purchase Date	Maturity Date	Ending Par Val/Shares	Amor Value On 10/31/25	Ending Market Val	Ending Unit Price
Money Market	FIDELITY INVESTMENTS		3.732	3.7325	12/10/90	Open	344,000,000.00	344,000,000.00	344,000,000.00	1.00000000
<b>Money Market Total</b>	<b>Total Count 1</b>		<b>3.732</b>	<b>3.7325</b>			<b>344,000,000.00</b>	<b>344,000,000.00</b>	<b>344,000,000.00</b>	<b>1.00000000</b>

Municipal Bond	Issuer	CUSIP	Coupon Rate	Yield Matur	Purchase Date	Maturity Date	Ending Par Val/Shares	Amor Value On 10/31/25	Ending Market Val	Ending Unit Price
Municipal Bond	BAY AREA TOLL AUTHORITY	072024L26	1.869	3.8382	11/20/25	04/01/29	7,010,000.00	6,595,946.76	6,601,597.40	0.94174000
Municipal Bond	CALIFORNIA STATE UNIVERSITY	13077DQG0	1.521	4.6210	12/23/24	11/01/28	3,500,000.00	3,199,277.54	3,297,000.00	0.94200000
Municipal Bond	CHABOT-LAS POSITAS CALIF CMNTY	15722TJS1	1.287	4.7753	06/28/24	08/01/27	1,000,000.00	934,207.79	962,780.00	0.96278000
Municipal Bond	CHAFFEY COMMUNITY COLLEGE	157432LM5	1.421	0.8621	08/17/21	06/01/26	2,885,000.00	2,893,027.70	2,859,179.25	0.99105000
Municipal Bond	CITY OF LOS ANGELES CA	544351LP2	2.950	4.6320	06/28/24	09/01/28	1,180,000.00	1,124,999.11	1,155,432.40	0.97918000
Municipal Bond	CONTRA COSTA CA CMNTY CLG DIST	212204JH5	2.163	3.2901	08/15/22	08/01/27	2,795,000.00	2,734,504.92	2,734,488.25	0.97835000
Municipal Bond	GOLDEN STATE TOBACCO	38122NA85	1.600	3.5602	05/13/22	06/01/26	6,300,000.00	6,239,334.97	6,242,229.00	0.99083000
Municipal Bond	GOLDEN STATE TOBACCO	38122NA85	1.600	1.3104	10/12/21	06/01/26	2,000,000.00	2,002,877.14	1,981,660.00	0.99083000
Municipal Bond	GOLDEN STATE TOBACCO	38122NA93	1.886	3.4943	08/03/22	06/01/27	9,305,000.00	9,088,145.30	9,052,555.35	0.97287000
Municipal Bond	LOS ANGELES UNIFIED SCHOOL DIST	544646A77	5.720	4.2754	06/16/22	05/01/27	13,500,000.00	13,841,251.66	13,803,480.00	1.02248000
Municipal Bond	MARIN CA CMNTY CLG DIST	56781RKE6	0.930	3.2502	08/15/22	08/01/27	3,155,000.00	3,014,357.36	3,029,778.05	0.96031001
Municipal Bond	MASSACHUSETTS ST SPL OBLG	576000ZJ5	1.753	3.7712	10/17/25	08/15/30	11,560,000.00	10,573,689.88	10,585,145.20	0.91567000
Municipal Bond	STATE OF CALIFORNIA	13063DRD2	2.375	1.0560	10/04/21	10/01/26	9,900,000.00	10,029,553.92	9,810,306.00	0.99094000
Municipal Bond	STATE OF CALIFORNIA	13063DC48	1.700	3.9381	02/07/23	02/01/28	10,000,000.00	9,472,072.65	9,624,400.00	0.96244000
Municipal Bond	STATE OF CALIFORNIA	13063DK56	1.650	3.6670	12/16/25	10/01/28	4,000,000.00	3,801,430.00	3,788,840.00	0.94721000
Municipal Bond	STATE OF CALIFORNIA	13063EHU3	4.875	3.8851	09/30/25	09/01/30	7,500,000.00	7,858,778.13	7,831,500.00	1.04420000
Municipal Bond	STATE OF CONNECTICUT	20772KAK5	3.750	4.0152	01/24/23	01/15/28	10,000,000.00	9,937,519.45	10,016,800.00	1.00168001
Municipal Bond	STATE OF HAWAII	419792G26	1.283	3.6003	09/12/22	08/01/26	9,000,000.00	8,796,942.79	8,876,610.00	0.98629000
Municipal Bond	STATE OF HAWAII	419792YR1	0.893	0.8930	08/20/21	08/01/26	6,400,000.00	6,400,000.00	6,298,048.00	0.98407000
Municipal Bond	STATE OF HAWAII	419792G34	1.535	3.9180	02/02/23	08/01/27	5,000,000.00	4,772,926.23	4,838,050.00	0.96761000
Municipal Bond	STATE OF NEW YORK	649791PS3	2.360	3.3081	05/04/22	02/15/27	7,000,000.00	6,903,652.51	6,904,380.00	0.98634000
<b>Municipal Bond Total</b>	<b>Total Count 21</b>		<b>2.496</b>	<b>3.3626</b>			<b>132,990,000.00</b>	<b>130,214,495.81</b>	<b>130,294,258.90</b>	<b>0.97972975</b>

State Pool	Issuer	CUSIP	Coupon Rate	Yield Matur	Purchase Date	Maturity Date	Ending Par Val/Shares	Amor Value On 10/31/25	Ending Market Val	Ending Unit Price
State Pool	STATE OF CALIFORNIA		3.970	3.9700	01/01/88	Open	75,000,000.00	75,000,000.00	75,000,000.00	1.00000000
State Pool	STATE OF CALIFORNIA		3.970	3.9700	11/30/01	Open	6,260,767.10	6,260,767.10	6,260,767.10	1.00000000
<b>State Pool Total</b>	<b>Total Count 2</b>		<b>3.970</b>	<b>3.9700</b>			<b>81,260,767.10</b>	<b>81,260,767.10</b>	<b>81,260,767.10</b>	<b>1.00000000</b>

Supranational	Issuer	CUSIP	Coupon Rate	Yield Matur	Purchase Date	Maturity Date	Ending Par Val/Shares	Amor Value On 10/31/25	Ending Market Val	Ending Unit Price
Supranational	INTL BK RECON & DEVELOP	45906M2L4	0.650	0.7336	07/30/21	02/24/26	5,000,000.00	4,997,916.76	4,977,050.00	0.99541000
Supranational	INTL BK RECON & DEVELOP	459058JT1	0.850	2.9983	05/18/22	02/10/27	6,000,000.00	5,812,308.27	5,815,140.00	0.96919000
Supranational	INTL BK RECON & DEVELOP	459058JT1	0.850	2.0199	02/18/22	02/10/27	3,600,000.00	3,538,080.01	3,489,084.00	0.96919000
Supranational	INTL FINANCE CORP	45950VSE7	3.600	4.7859	10/17/23	04/07/28	10,000,000.00	9,723,678.55	9,994,800.00	0.99948000
<b>Supranational Total</b>	<b>Total Count 4</b>		<b>1.919</b>	<b>3.1064</b>			<b>24,600,000.00</b>	<b>24,071,983.59</b>	<b>24,276,074.00</b>	<b>0.98683228</b>

Time Deposit	Issuer	CUSIP	Coupon Rate	Yield Matur	Purchase Date	Maturity Date	Ending Par Val/Shares	Amor Value On 10/31/25	Ending Market Val	Ending Unit Price
Time Deposit	FRESNO FIRST BANK		3.850	3.8500	07/17/25	01/15/26	3,187,358.02	3,187,358.02	3,187,358.02	1.00000000
Time Deposit	FRESNO FIRST BANK		3.630	3.6300	09/18/25	03/19/26	3,183,387.82	3,183,387.82	3,183,387.82	1.00000000
<b>Time Deposit Total</b>	<b>Total Count 2</b>		<b>3.740</b>	<b>3.7401</b>			<b>6,370,745.84</b>	<b>6,370,745.84</b>	<b>6,370,745.84</b>	<b>1.00000000</b>

Treasury Note	Issuer	CUSIP	Coupon Rate	Yield Matur	Purchase Date	Maturity Date	Ending Par Val/Shares	Amor Value On 11/28/25	Ending Market Val	Ending Unit Price
Treasury Note	U.S. TREASURY	912828R36	1.625	2.8580	05/16/22	05/15/26	10,000,000.00	9,880,134.55	9,929,700.00	0.99297000
Treasury Note	U.S. TREASURY	91282CCP4	0.625	0.6223	08/03/21	07/31/26	5,000,000.00	5,000,132.93	4,916,150.00	0.98323000
Treasury Note	U.S. TREASURY	912828X88	2.375	4.5751	09/19/23	05/15/27	5,000,000.00	4,842,262.30	4,924,800.00	0.98496000
Treasury Note	U.S. TREASURY	91282CFB2	2.750	3.7212	01/31/23	07/31/27	10,000,000.00	9,814,473.38	9,887,900.00	0.98879000
Treasury Note	U.S. TREASURY	9128284V9	2.875	4.2694	09/05/23	08/15/28	10,000,000.00	9,611,250.84	9,842,200.00	0.98422000
Treasury Note	U.S. TREASURY	91282CCY5	1.250	4.7227	10/04/23	09/30/28	10,000,000.00	8,895,082.84	9,409,800.00	0.94098000
Treasury Note	U.S. TREASURY	91282CNG2	4.000	4.1180	06/10/25	05/31/30	10,000,000.00	9,962,905.77	10,135,600.00	1.01356000
<b>Treasury Note Total</b>	<b>Total Count 7</b>		<b>2.346</b>	<b>3.6925</b>			<b>60,000,000.00</b>	<b>58,006,242.61</b>	<b>59,046,150.00</b>	<b>0.98410250</b>

<b>Investment Total</b>			<b>3.380</b>	<b>3.6935</b>			<b>1,396,805,512.94</b>	<b>1,388,685,890.79</b>	<b>1,392,555,938.28</b>	<b>0.99695765</b>
-------------------------	--	--	--------------	---------------	--	--	-------------------------	-------------------------	-------------------------	-------------------