













This file contains the FY 2022 MFS update (Amendment 560) as it was published on July 19, 2021. Due to rules regarding the Planning and Development fees, combined with delays in bringing the item to Council, the Planning and Development fees in the annual update were not effective until July 19, 2021 which is why this document is as published July 19, 2021 as opposed to July 1. The 12 individual source PDF files (K:USERS/MFS/FY2022/02 Adopted/As Published 7-19-2021) that make up the MFS as published July 19, 2021 are as follows:

Name	Date modified	Type ^	Size
 FY22 MFS_AIRPORTS - 560.pdf	7/21/2021 4:27 PM	Adobe Acrobat D...	131 KB
 FY22 MFS_CONVENTION CTR - 560.pdf	6/29/2021 9:36 PM	Adobe Acrobat D...	83 KB
 FY22 MFS_FINANCE - 560.pdf	6/29/2021 9:38 PM	Adobe Acrobat D...	96 KB
 FY22 MFS_FIRE - 560.pdf	6/29/2021 9:40 PM	Adobe Acrobat D...	83 KB
 FY22 MFS_GENERAL GOVT - 560.pdf	6/29/2021 9:42 PM	Adobe Acrobat D...	92 KB
 FY22 MFS_ISD - 560.pdf	6/29/2021 9:44 PM	Adobe Acrobat D...	57 KB
 FY22 MFS_PARCS - 560.pdf	6/29/2021 9:45 PM	Adobe Acrobat D...	99 KB
 FY22 MFS_PLANNING - 560JulCPlv2.pdf	7/19/2021 3:40 PM	Adobe Acrobat D...	2,388 KB
 FY22 MFS_POLICE - 560 JulCPlv2.pdf	7/19/2021 3:58 PM	Adobe Acrobat D...	78 KB
 FY22 MFS_PUBLIC UTILITIES - 560 JulCPlv2.pdf	7/19/2021 4:02 PM	Adobe Acrobat D...	151 KB
 FY22 MFS_PUBLIC WORKS - 560v2.pdf	7/19/2021 4:03 PM	Adobe Acrobat D...	85 KB
 FY22 MFS_TRANSPORTATION - 560v2.pdf	7/19/2021 4:04 PM	Adobe Acrobat D...	70 KB

**CITY OF FRESNO
MASTER FEE SCHEDULE**

AIRPORT FEES

AIRWAYS GOLF COURSE - GREEN FEES

<u>Fee Description & Unit/Time</u>	<u>Current</u>	<u>Amnd</u>
Art, Park, Entertainment & Sports (Applicable at all City owned facilities. The Arts, Park, Entertainment and Sports (APES) ticket surcharge fee is to be applied to all tickets sold for attendance to all event types and on each round of golf, irrespective of the ticket selling party, irrespective of ticket price. The City reserves the right to waive the surcharge upon City Manager approval).		546
Per ticket (or attendee) and on each round of golf.	1.00	
**Weekdays	20.50	524
Active Military	18.25	
9 Holes	16.00	
Twilight: after 2 p.m. (PST)	16.25	
after 3 p.m. (PDST)	16.25	
Super Twilight: after 4 p.m. (PST)	10.00	
after 5 p.m. (PDST)	10.00	
**Weekends/Holidays (as identified in FMC 3-116)	22.75	524
Active Military	21.25	
9 Holes	17.25	
Twilight: after 2 p.m. (PST)	16.25	
after 3 p.m. (PDST)	16.25	
Super Twilight: after 4 p.m. (PST)	10.00	
after 5 p.m. (PDST)	10.00	
**Tournaments	24.25	524
Seniors (62 and over—See * below for ID requirements)	12.25	
Juniors (18 and under—See * below for ID requirements)	10.00	
Junior Golf Team	4.25	
**Monthly Cards (restricted to the individual named)		
Seniors (Unlimited)*	44.50	524
Surcharge / per round	6.00	
Juniors (Unlimited)*	42.75	
Surcharge / per round	+4.00	
Frequent Players (No restriction on time of play)	81.00	
Surcharge, weekdays / per round	4.00	
Surcharge, weekends/holidays / per round	6.50	

* Tee times will be restricted to weekdays and after 2 p.m. (standard time) or 3 p.m. (daylight savings time) on weekends and holidays, or based on course availability as determined by lessee. A valid driver's license or school photo ID, as applicable, is required. Another form of identification bearing a birth date may be submitted with prior approval from the Airways Golf Course General Manager.

** Fees effective 11/01/2014.

NOTE: The Director is authorized to negotiate these fees if it is determined to be beneficial to the City.

**CITY OF FRESNO
MASTER FEE SCHEDULE**

AIRPORT FEES

FRESNO YOSEMITE INTERNATIONAL AIRPORT - SIGNATORY CARRIERS

Fee Description & Unit/Time	Current	Amnd
Landing fee		
Signatory Commercial Operations		
Each 1,000 pounds MCGLW*	2.93	562
Set annually in accordance with Airline Rate Setting Policy adopted by Resolution 2021-149		
Terminal rent**		
Square foot per year	67.76	562
Set annually in accordance with Airline Rate Setting Policy adopted by Resolution 2021-149		
Federal Inspection Station User Fee		
Per deplaned passenger using the Federal Inspection Station	10.38	562
Set annually in accordance with Airline Rate Setting Policy adopted by Resolution 2021-149		
Security Reimbursement		528
Signatory Commercial Operations		
Per enplaned passenger	1.00	
RON fee		528
Signatory Commercial Operations		
Each 1,000 pounds MCGLW* / 4 to 24 hours	1.18	
Minimum per 4 to 24 hours on ground after 10 pm	24.48	
Month	10 x daily rate	
Training Flights		528
Signatory Commercial Operations		
Each 1,000 pounds MCGLW*	1.18	
Late Payment Charge (unless specified otherwise by contract)		
Per Month - Delinquent invoices / minimum \$1 each calendar month until paid	0.02	528

* Maximum Certificated Gross Landing Weight

** An 80/20 Common Use formula is applied to prorate terminal requirements (rental rate times space) among scheduled carriers.
Twenty percent of the requirement is prorated equally among scheduled carriers.
Eighty percent of the requirement is prorated based on enplaning passengers.

**CITY OF FRESNO
MASTER FEE SCHEDULE**

AIRPORT FEES

FRESNO YOSEMITE INTERNATIONAL AIRPORT - NON-SIGNATORY CARRIERS

Fee Description & Unit/Time	Current	Amnd
Landing Fee		
Non-Signatory Commercial Operations		
Each 1,000 pounds MCGLW*	3.66	562
Set annually in accordance with Airline Rate Setting Policy adopted by Resolution 2021-149		
Minimum per landing		562
10,000 pounds MCGLW or less	36.60	
Set annually in accordance with Airline Rate Setting Policy adopted by Resolution 2021-149		
Commercial Aviation Permit Operators (CAPO)		
0 to 7,000 pounds MCGLW* / per landing	11.08	528
7,001 to 12,500 pounds MCGLW* / per landing	14.89	
Over 12,500 pounds MCGLW*		
Each 1,000 pounds MCGLW*	2.65	
Terminal Rent		562
Non-Signatory Commercial Operations		
Square foot per year	84.70	
Set annually in accordance with Airline Rate Setting Policy adopted by Resolution 2021-149		
Commercial Aviation Permit		
Per month	250.00	528
Terminal Use Fee		562
Charter and Non-Scheduled Commercial Operations		
Each 1,000 pounds MCGLW Non-Signatory Landing Fee	3.66	
Security Reimbursement		528
Non-Signatory Commercial Operations		
Per enplaned passenger	1.00	
Commercial Aviation Permit Operators (CAPO)		
Per enplaned passenger	1.00	
Per Turn Gate Fee (per landing) - Passenger Flights Only		528
Non-Signatory Commercial Operations	220.28	
Commercial Aviation Permit Operators (CAPO)	220.28	

* Maximum Certificated Gross Landing Weight

**CITY OF FRESNO
MASTER FEE SCHEDULE**

AIRPORT FEES

FRESNO YOSEMITE INTERNATIONAL AIRPORT - NON-SIGNATORY CARRIERS

Fee Description & Unit/Time	Current	Amnd
RON fee		
Non-Signatory Commercial Operations		528
Each 1,000 pounds MCGLW* / 4 to 24 hours on ground after 10 pm	1.47	
Minimum per 4 to 24 hours on ground after 10 pm	30.60	
Month	10 x daily rate	
Commercial Aviation Permit Operators (CAPO)- terminal ramp use		
Each 1,000 pounds / 4 to 24 hours on ground after 10 pm	1.33	
Minimum per 4 to 24 hours on ground after 10 pm	27.54	
Month	10 x daily rate	
Air Cargo Ramp Fee		528
Non-Signatory Commercial Operations		
Each 1,000 pounds MCGLW* /per day	0.46	
Minimum charge per day	25.00	
Commercial Aviation Permit Operators (CAPO)		
Each 1,000 pounds MCGLW* /per day	0.46	
Minimum charge per day	25.00	
Airline Equipment Charge		528
Non-Signatory Commercial Operations		
Per enplaned passengers	0.30	
Commercial Aviation Permit Operators (CAPO)		
Per enplaned passengers	0.30	
Training Flights		
Non-Signatory Commercial Operations		528
Each 1,000 pounds MCGLW*	1.47	
Late Payment Charge (unless specified otherwise by contract)		
Per Month-Delinquent invoices /minimum \$1 each month until paid	0.02	528

* Maximum Certificated Gross Landing Weight

FRESNO YOSEMITE INTERNATIONAL AIRPORT - CAPITAL

Fee Description & Unit/Time	Current	Amnd
Passenger Facility Charge		528
Per airline ticket (subject to FAA regulations)	4.50	
Customer Facility Charge		
Per rental car transaction day up to five days	4.50	528

**CITY OF FRESNO
MASTER FEE SCHEDULE**

AIRPORT FEES

FRESNO YOSEMITE INTERNATIONAL AIRPORT - PARKING

Fee Description & Unit/Time	Current	Amnd
Parking - Fresno Yosemite International Airport▲		547
Employee and tenant		
Automobile per month	15.00	
Lost parking lot access card	25.00	
Reserved tenant parking		
Space per month	17.00	
Airline crew member		
Automobile per month	25.00	
Oversized per month (RV's, Campers, Fifth Wheels)+	75.00	
Daily / Long-term - per 24 hours		562
Flat Rate per day or fraction of one day	14.00	
Economy Parking Lot - flat fee per 24 hours	8.00	
Hourly / Short-term		
Up to 1 hour	3.00	
Over 1 hour to 2 hours	6.00	
Over 2 hours to 3 hours	9.00	
Over 3 hour to 4 hours	12.00	
Over 4 hours to 5 hours	15.00	
Over 5 hours to 24 hours	18.00	
Lost ticket minimum charge - Short-term daily rate	18.00	
Handicapped spaces in public lot	Same as long term rate	
(First 2 hours free in Short-term or uncovered Long-term only)		

+ Oversized vehicles (including vehicles higher than 7' 0" and/or longer than 20 feet (6 meters) in length).

▲ Parking Fees to adjust every 5 years commencing 07/01/2025 based in cumulative CPI rounded to the nearest dollar.

**CITY OF FRESNO
MASTER FEE SCHEDULE**

AIRPORT FEES

FRESNO YOSEMITE INTERNATIONAL AIRPORT - GROUND TRANSPORTATION

<u>Fee Description & Unit/Time</u>	<u>Current</u>	<u>Amnd</u>
Ground Transportation Fee		547
Hotel Shuttles, Limousine, and Taxi Cabs		
1-5 Permitted Vehicles▲ (annually)	250.00	
6-10 Permitted Vehicles▲ (annually)	500.00	
11 and over Permitted Vehicles▲ (annually)	1,000.00	
Transportation Network Companies (TNC)		
Each Drop-off Fee	3.00	
Each Pick-up Fee	3.00	
Annual Operating Permit Fee	0.00	

FRESNO YOSEMITE INTERNATIONAL AIRPORT - SECURITY BADGE

<u>Fee Description & Unit/Time</u>	<u>Current</u>	<u>Amnd</u>
Security Badge		528
New Badge / - per badge	15.00	
Replacement/Renewal of Returned Expired or Damaged Badge - per Badge	15.00	
Replacement/Renewal of Returned Active Badge Prior to Expiration - per badge	-	
Non-returned badge (if not returned within 2 weeks) - per badge. Cost will be billed to company	25.00	
Lost or stolen badge replacement - per badge	25.00	
Solicitation Permit Badge - per badge	15.00	
Fingerprinting Processing Fee (fee does not include any additional charges imposed by the DHS) - per person	20.00	

▲ Company must enter into a permit to have vehicles operating at the Airport.

**CITY OF FRESNO
MASTER FEE SCHEDULE**

AIRPORT FEES

FRESNO YOSEMITE INTERNATIONAL AIRPORT - GENERAL AVIATION

Fee Description & Unit/Time	Current	Amnd
Fuel Flowage Fee		528
Fresno Yosemite International Airport (per gallon)	0.10	
General Aviation International Arrivals Clearance Fee		528
Per inspection	150.00	
Storage and Tie-Down Fees		528
4 to 24 hours:		
Less than 7,500 pounds MCGLW*	3.00	
7,501 to 12,500 pounds MCGLW*	4.20	
12,501 to 20,000 pounds MCGLW*	6.60	
20,001 to 35,000 pounds MCGLW*	10.80	
35,001 to 50,000 pounds MCGLW*	16.80	
50,001 to 80,000 pounds MCGLW*	25.80	
More than 80,000 pounds MCGLW*		
Each 1,000 pounds MCGLW*	0.40	
Per Month:		
Less than 7,500 pounds MCGLW*	60.00	
7,501 to 12,500 pounds MCGLW*	84.00	
12,501 to 20,000 pounds MCGLW*	132.00	
20,001 to 35,000 pounds MCGLW*	216.00	
35,001 to 50,000 pounds MCGLW*	336.00	
50,001 to 80,000 pounds MCGLW*	516.00	
More than 80,000 pounds MCGLW*		
Each 1,000 pounds MCGLW*	7.92	

* Maximum Certificated Gross Landing Weight

**CITY OF FRESNO
MASTER FEE SCHEDULE**

AIRPORT FEES

FRESNO YOSEMITE INTERNATIONAL AIRPORT - OTHER FEES

Fee Description & Unit/Time	Current	Amnd
Non-Tenant Rental Car Business (FMC Section 9-0003 A)		528
Application fee (per permit)	1,500.00	
plus % of annual gross receipts as defined by concession agreement negotiated by Director of Aviation		
Contracted Airport Public Safety Services		528
(per hour, two hour minimum)		
Airport Public Safety Officer	48.51	
Public Safety Vehicle and Officer	49.42	
Equipment Rental		528
Crew stairs/per day	50.00	
Transportation fee/per day	50.00	
Passenger Ramp inside SIDA/per day	50.00	
Passenger Ramp outside SIDA/per day	100.00	
All other equipment/per day	75.00	
Energy Supplemental Charge		528
Applicable to appropriate tenants of Fresno Yosemite International Airport. A pass through of additional monthly costs of energy via a percentage surcharge on the energy portion of facility charges	Up to 100% of additional energy increase percentage per month	
Keys (provided to tenants)		528
Each key over first 6 issued	10.00	
Maintenance Charges (per hour, one hour minimum)		528
Electrician	51.06	
Airport Building Maintenance Technician	43.31	
Airport Operations Specialist	41.00	
Custodian	35.22	
Security Escort		
Per hour (based upon individual used)	35.22 - 51.06	
Less than one hour	No Charge	
Terminal Conference Room**		528
Daily rate (8:00 am - 5:00 pm)	100.00	
Half Day (8:00 am - 12:00 pm or 12:00 pm - 5:00 pm)	50.00	
Hourly rate (per hour basis)	12.50	
Transportation permits		528
Annual transportation permit		
Annually per permit	90.00	
Single-trip transportation permit / each trip	16.00	
Temporary transportation permit		
5 days	16.00	

** Cancellation Policy: A 72-hour notice is required for full refund.

**CITY OF FRESNO
MASTER FEE SCHEDULE**

AIRPORT FEES

FRESNO CHANDLER DOWNTOWN AIRPORT

<u>Fee Description & Unit/Time</u>	<u>Current</u>	<u>Amnd</u>
Fuel Flowage Fee		464
Per Gallon	0.10	
Landing fees		409
Non-Signatory Commercial Operations		
0 to 12,500 pounds MCGLW*		
Per landing	5.98	
Over 12,500 pounds MCGLW*		
Each 1,000 pounds MCGLW*	1.20	
Commercial Aviation Permit Operators (CAPO)		409
0 to 12,500 pounds MCGLW*		
Per landing	4.18	
Over 12,500 pounds MCGLW*		
Each 1,000 pounds MCGLW*	1.09	
Off-Airport Access		409
Per Month (License or written consent)	250.00	
Plus, per aircraft (License or written consent)	+25.00	
Rentals		464
Chandler Airport T-Hangar		
Hangar per month	245.00	
Chandler Hi-Low Multi-Aircraft Hangar		
Hangar per month	150.00	
Chandler Multiple Aircraft Hangar		
Aircraft per month	175.00	
Chandler Office in terminal building		500
Office per month	150.00	
Chandler T-Hangar Storage		500
Hangar Storage per month	30.00	
Chandler Shade Hangar		
Hangar per month	95.00 *	
Chandler Hangar Utility Fee—if appliances or compressors are present		
Hangar per month	-0-	

* Maximum Certificated Gross Landing Weight

** The Director is authorized to negotiate the storage and tie-down and shade hangar rental user fees if it is determined to be beneficial to the City of Fresno

**CITY OF FRESNO
MASTER FEE SCHEDULE**

AIRPORT FEES

FRESNO CHANDLER DOWNTOWN AIRPORT

<u>Fee Description & Unit/Time</u>	<u>Current</u>	<u>Amnd</u>
RON fee		409
Commercial Aviation Permit Operators (CAPO)		
0 to 12,500 pounds MCGLW*		
Per landing	3.00	500
Over 12,500 pounds MCGLW*		
Each 1,000 pounds MCGLW*	0.55	
Storage and Tie-Down Fees		464
4 to 24 hours:		
Less than 7,500 pounds MCGLW*	3.00	500
7,501 to 12,500 pounds MCGLW*	3.60	
More than 12,500 pounds MCGLW*		
Each 1,000 pounds MCGLW*	0.36	
Per Month:		
0 to 12,500 pounds MCGLW*	36.00 *	
More than 12,500 pounds MCGLW*		
Each 1,000 pounds MCGLW*	3.82	

* Maximum Certificated Gross Landing Weight

** The Director is authorized to negotiate the storage and tie-down and shade hangar rental user fees if it is determined to be beneficial to the City of Fresno

CITY OF FRESNO MASTER FEE SCHEDULE

CONVENTION CENTER

CONVENTION CENTER - BASIC RATES*

* Rates and overtime use of the Convention Center, except as otherwise provided for, shall be at the discretion of the Director. Rate shall be either: 1) the Basic Rates; 2) 10 percent of gross receipts; or 3) square footage rate, whichever is greater. Overtime shall be: 1) the rate identified as overtime; or 2) applicable rate set forth in Basic or Special Rates for the whole of shortest period in which overtime occurs.

Fee Description & Unit/Time

Current

Amnd

Art, Park, Entertainment & Sports* (Applicable at all City owned facilities.

546

The Arts, Park, Entertainment and Sports (APES) ticket surcharge fee is to be applied to all tickets sold for attendance to all event types and on each round of golf, irrespective of the ticket selling party, irrespective of ticket price. The City reserves the right to waive the surcharge upon City Manager approval).

Per ticket (or attendee) and on each round of golf 3.00

Arena, non-commercial daily rate (including holidays and New Year's Eve)

393

8 a.m. to 12 noon	1,700.00
12 noon to 6 p.m.	1,700.00
6 p.m. to 12 midnight	3,200.00
8 a.m. to 6 p.m.	3,000.00
8 a.m. to 12 midnight	4,000.00

Theater, non-commercial daily rate (including holidays and New Year's Eve)

393

8 a.m. to 12 noon	800
12 noon to 6 p.m.	800
6 p.m. to 12 midnight	1,500.00
8 a.m. to 6 p.m.	1,400.00
8 a.m. to 12 midnight	1,600.00

Theater, non-profit daily rate (including holidays and New Year's Eve)

393

- local, community-based, non-profit cultural arts organization
- activity relevant to the organization's mission/purpose
- derive 90 percent benefit from the activity
- Director retains authority of determining appropriate rate

8 a.m. to 12 noon	650.00
12 noon to 6 p.m.	650.00
6 p.m. to 12 midnight	1,300.00
8 a.m. to 6 p.m.	1,200.00
8 a.m. to 12 midnight	1,500.00

**CITY OF FRESNO
MASTER FEE SCHEDULE**

CONVENTION CENTER

CONVENTION CENTER - BASIC RATES*

<u>Fee Description & Unit/Time</u>	<u>Current</u>	<u>Amnd</u>
Exhibit Hall Ballroom , non-commercial daily rate (including holidays and New Year's Eve)		393
8 a.m. to 12 noon	950.00	
12 noon to 6 p.m.	950.00	
6 p.m. to 12 midnight	1,650.00	
8 a.m. to 6 p.m.	1,500.00	
8 a.m. to 12 midnight	1,850.00	
Exhibit Hall Ballroom , non-profit daily rate (including holidays and New Year's Eve)		
- local, community-based, non-profit cultural arts organization		
- activity relevant to the organization's mission/purpose		
- derive 90 percent benefit from the activity		
- Director retains authority of determining appropriate rate		
8 a.m. to 12 noon	850.00	
12 noon to 6 p.m.	850.00	
6 p.m. to 12 midnight	1,500.00	
8 a.m. to 6 p.m.	1,400.00	
8 a.m. to 12 midnight	1,600.00	
Exhibit Hall Ballrooms A or B , non-commercial daily rate (including holidays and New Year's Eve)		393
8 a.m. to 12 noon	800.00	
12 noon to 6 p.m.	800.00	
6 p.m. to 12 midnight	1,300.00	
8 a.m. to 6 p.m.	1,200.00	
8 a.m. to 12 midnight	1,500.00	
Exhibit Hall Ballrooms A or B , non-profit daily rate (including holidays and New Year's Eve)		393
- local, community-based, non-profit cultural arts organization		
- activity relevant to the organization's mission/purpose		
- derive 90 percent benefit from the activity		
- Director retains authority of determining appropriate rate		
8 a.m. to 12 noon	650	
12 noon to 6 p.m.	650	
6 p.m. to 12 midnight	1,200.00	
8 a.m. to 6 p.m.	1,000.00	
8 a.m. to 12 midnight	1,400.00	

**CITY OF FRESNO
MASTER FEE SCHEDULE**

CONVENTION CENTER

CONVENTION CENTER - BASIC RATES*

<u>Fee Description & Unit/Time</u>	<u>Current</u>	<u>Amnd</u>
Exhibit Hall I , non-commercial daily rate (including holidays and New Year's Eve)		393
8 a.m. to 12 noon	2,600.00	
12 noon to 6 p.m.	2,600.00	
6 p.m. to 12 midnight	4,700.00	
8 a.m. to 6 p.m.	3,900.00	
8 a.m. to 12 midnight	5,250.00	
Exhibit Hall II or III, Lower or Upper Lobby , non-commercial daily rate (including holidays and New Year's Eve)		393
8 a.m. to 12 noon	650	
12 noon to 6 p.m.	650	
6 p.m. to 12 midnight	1,200.00	
8 a.m. to 6 p.m.	1,000.00	
8 a.m. to 12 midnight	1,300.00	
Exhibit Hall I + II combined , non-commercial daily rate (including holidays and New Year's Eve)		393
8 a.m. to 12 noon	2,900.00	
12 noon to 6 p.m.	2,900.00	
6 p.m. to 12 midnight	5,200.00	
8 a.m. to 6 p.m.	4,500.00	
8 a.m. to 12 midnight	5,800.00	
Exhibit Hall I, II, & III combined , non-commercial daily rate (including holidays and New Year's Eve)		393
8 a.m. to 12 noon	3,200.00	
12 noon to 6 p.m.	3,200.00	
6 p.m. to 12 midnight	5,800.00	
8 a.m. to 6 p.m.	4,700.00	
8 a.m. to 12 midnight	6,300.00	
Exhibit Hall II + III combined , non-commercial daily rate (including holidays and New Year's Eve)		
8 a.m. to 12 noon	1,300.00	
12 noon to 6 p.m.	1,300.00	
6 p.m. to 12 midnight	2,300.00	
8 a.m. to 6 p.m.	2,000.00	
8 a.m. to 12 midnight	2,600.00	

CITY OF FRESNO MASTER FEE SCHEDULE

CONVENTION CENTER

CONVENTION CENTER - BASIC RATES*

<u>Fee Description & Unit/Time</u>	<u>Current</u>	<u>Amnd</u>
Exhibit Hall Upper Lobby North or West , non-commercial daily rate (including holidays and New Year's Eve)		393
8 a.m. to 12 noon	320.00	
12 noon to 6 p.m.	320.00	
6 p.m. to 12 midnight	600.00	
8 a.m. to 6 p.m.	550.00	
8 a.m. to 12 midnight	650.00	
Exhibit Hall Meeting Rooms 1, 2, 3, 4, 9, 10, 11, 12, 13, 14, 15, 17, or 18 , non-commercial daily rate (including holidays and New Year's Eve)		
8 a.m. to 12 noon	100.00	
12 noon to 6 p.m.	100.00	
6 p.m. to 12 midnight	200.00	
8 a.m. to 6 p.m.	160.00	
8 a.m. to 12 midnight	220.00	
Exhibit Hall Meeting Rooms 5, 6, 7, 8, or 19 , non-commercial daily rate (including holidays and New Year's Eve)		
8 a.m. to 12 noon	60.00	
12 noon to 6 p.m.	60.00	
6 p.m. to 12 midnight	100.00	
8 a.m. to 6 p.m.	100.00	
8 a.m. to 12 midnight	125.00	
Exhibit Hall Meeting Room 16 , non-commercial daily rate (including holidays and New Year's Eve)		
8 a.m. to 12 noon	125.00	
12 noon to 6 p.m.	125.00	
6 p.m. to 12 midnight	225.00	
8 a.m. to 6 p.m.	200.00	
8 a.m. to 12 midnight	250.00	
Exhibit Hall Executive Conference Room 20 , non-commercial daily rate (including holidays and New Year's Eve)		
8 a.m. to 12 noon	225.00	
12 noon to 6 p.m.	225.00	
6 p.m. to 12 midnight	375.00	
8 a.m. to 6 p.m.	325.00	
8 a.m. to 12 midnight	450.00	

**CITY OF FRESNO
MASTER FEE SCHEDULE**

CONVENTION CENTER

CONVENTION CENTER - BASIC RATES*

<u>Fee Description & Unit/Time</u>	<u>Current</u>	<u>Amnd</u>
Exhibit Hall Meeting Rooms 9 through 12 or 15 through 18		
combined, non-commercial daily rate (including holidays and New Year's Eve)		
8 a.m. to 12 noon	500.00	
12 noon to 6 p.m.	500.00	
6 p.m. to 12 midnight	950.00	
8 a.m. to 6 p.m.	750.00	
8 a.m. to 12 midnight	1,000.00	
Exhibit Hall Meeting Rooms 1, 2, 3, and 4 combined, non-		
commercial daily rate (including holidays and New Year's Eve)		
8 a.m. to 12 noon	375.00	
12 noon to 6 p.m.	375.00	
6 p.m. to 12 midnight	700.00	
8 a.m. to 6 p.m.	550.00	
8 a.m. to 12 midnight	750.00	
Exhibit Hall Meeting Rooms 5 through 8 combined, non-		
commercial daily rate (including holidays and New Year's Eve)		
8 a.m. to 12 noon	225.00	
12 noon to 6 p.m.	225.00	
6 p.m. to 12 midnight	375.00	
8 a.m. to 6 p.m.	325.00	
8 a.m. to 12 midnight	450.00	
Exhibit Hall Ballroom Meeting Rooms, non-commercial daily rate		
(including holidays and New Year's Eve)		
	<u>All</u>	<u>Single</u>
8 a.m. to 12 noon	600.00	150.00
12 noon to 6 p.m.	600.00	150.00
6 p.m. to 12 midnight	750.00	200.00
8 a.m. to 6 p.m.	600.00	200.00
8 a.m. to 12 midnight	900.00	300.00
Exhibit Hall Ballroom Meeting Rooms, non-profit daily rate		
(including holidays and New Year's Eve)		
	<u>All</u>	<u>Single</u>
8 a.m. to 12 noon	500.00	150.00
12 noon to 6 p.m.	500.00	150.00
6 p.m. to 12 midnight	600.00	200.00
8 a.m. to 6 p.m.	500.00	200.00
8 a.m. to 12 midnight	700.00	250.00

**CITY OF FRESNO
MASTER FEE SCHEDULE**

CONVENTION CENTER

CONVENTION CENTER - BASIC RATES*

<u>Fee Description & Unit/Time</u>	<u>Current</u>	<u>Amnd</u>
Overtime (hour or fraction)		
Meeting Rooms:		
All rooms	150.00	
Single room	100.00	
Other Facilities	200.00	
Bond Requirement	Set by Convention Ctr. Director	
Exhibition Rates , in-lieu of or in addition to Basic or Special Rates space		393
Square foot per day	0.24	
Storage/Office Rental Rates		
Storage space / per sq. ft.	0.50	
Office space / per sq. ft.	1.00	
Special Rates		
Amateur Athletic event (hosted by a non-profit association, affiliated with the United States Olympic Committee)		
Social activities	30% of basic rate	
Meeting activities	-0- 1,500 room nights and 3 days duration	
City of Fresno, other than public disaster or emergency	Basic Rate	
Convention of Record with the International Association of Convention Bureaus or Fresno Bureau		
Social activities	30% of basic rate	
Meeting activities	-0-	
Theatre and/or Exhibit Hall Ballroom Use	1,000 room nights	
Arena Use	2,000 room nights	
Exhibit Hall Use		
Halls I, II, and III	3,000 room nights	
Meeting Rooms only	1,500 room nights and 3 day duration	
Public disaster or emergency	-0-	

**CITY OF FRESNO
MASTER FEE SCHEDULE**

CONVENTION CENTER

CONVENTION CENTER - BASIC RATES*

<u>Fee Description & Unit/Time</u>	<u>Current</u>	<u>Amnd</u>
Specialized Services by Permit		
Catering services:		
Food and non-alcoholic beverages (per percentage of gross receipts)	14%	
Alcoholic beverages	25%	
Beer (per percentage of gross receipts)	Per Contract	
Decorating services (per percentage of gross receipts)	-0-	
Electrical services (per percentage of gross receipts)	25%	
Other Rates, Extra Charges , requested by licensee or permittee or necessitated by the use of the Center (conventions exempt)		
Restoration fee:		
Commercial, non-commercial, non-profit (per ticket)	1.00	
Non-ticketed events (Multiplied by 80% of seat capacity per day)	1.00	
Minimum	50.00	

CITY OF FRESNO MASTER FEE SCHEDULE

CONVENTION CENTER

ROBERT A. SCHOETTLER CONFERENCE CENTER - BASIC RATES*

* Rates of Conference Center, except as otherwise provided for, shall be at the discretion of the Director of the Convention Center. Generally, rates shall be the Basic Rates, as stated; for food functions only, the rates shall be either: 1) the Basic Rate as stated; or 2) 14 percent of food gross receipt, plus 25 percent of alcoholic beverages gross receipts, plus per contract percent beer gross receipts, whichever is greater.

Fee Description & Unit/Time

Current

Amnd

Art, Park, Entertainment & Sports* (at all City owned facilities that comprise the Fresno Convention & Entertainment Center, the Riverside Municipal and Airways Golf Courses. The Arts, Park, Entertainment and Sports (APES) ticket surcharge fee is to be applied to all tickets sold for attendance to all event types and on each round of golf, irrespective of the ticket selling party, irrespective of ticket price. The City reserves the right to waive the surcharge upon City Manager approval).	0.75	462
--	------	-----

* Surcharge is to sunset or is up for renewal at the end of FY 2010.
8 a.m. to 12 midnight

Grand Banquet (4 salons) , daily rate (including holidays and New Year's Eve)		393
--	--	-----

8 a.m. to 12 noon	850.00	
12 noon to 6 p.m.	850.00	
6 p.m. to 12 midnight	1500.00	
8 a.m. to 6 p.m.	1400.00	
8 a.m. to 12 midnight	1600.00	

Banquet Rooms (3 salons) , daily rate (including holidays and New Year's Eve)		393
--	--	-----

8 a.m. to 12 noon	750.00	
12 noon to 6 p.m.	750.00	
6 p.m. to 12 midnight	1200.00	
8 a.m. to 6 p.m.	1100.00	
8 a.m. to 12 midnight	1400.00	

Banquet Rooms (2 salons) , daily rate (including holidays and New Year's Eve)		393
--	--	-----

8 a.m. to 12 noon	550.00	
12 noon to 6 p.m.	550.00	
6 p.m. to 12 midnight	850.00	
8 a.m. to 6 p.m.	750.00	
8 a.m. to 12 midnight	1,200.00	

Meeting Rooms (1 salon) , daily rate (including holidays and New Year's Eve)		393
---	--	-----

8 a.m. to 12 noon	320.00	
12 noon to 6 p.m.	320.00	
6 p.m. to 12 midnight	550.00	
8 a.m. to 6 p.m.	420.00	
8 a.m. to 12 midnight	750.00	

CITY OF FRESNO MASTER FEE SCHEDULE

CONVENTION CENTER

ROBERT A. SCHOETTLER CONFERENCE CENTER - BASIC RATES

<u>Fee Description & Unit/Time</u>	<u>Current</u>	<u>Amnd</u>
--	----------------	-------------

Meeting Rooms (medium), daily rate (including holidays and New Year's Eve)

8 a.m. to 12 noon	210.00	
12 noon to 6 p.m.	210.00	
6 p.m. to 12 midnight	320.00	
8 a.m. to 6 p.m.	260.00	
8 a.m. to 12 midnight	420.00	

Meeting Rooms (small), daily rate (including holidays and New Year's Eve)

8 a.m. to 12 noon	100.00	
12 noon to 6 p.m.	100.00	
6 p.m. to 12 midnight	150.00	
8 a.m. to 6 p.m.	150.00	
8 a.m. to 12 midnight	200.00	

Overtime (hour or fraction)

Meeting Rooms:

All rooms	150.00	
Single room	100.00	
Other Facilities	200.00	

Exhibition Rates, in-lieu of or in addition to Basic or Special Rates, space

393

Square foot per day	0.24	
---------------------	------	--

Special Rates

Amateur Athletic event (hosted by a non-profit association, affiliated with the United States Olympic Committee)

Social activities	30% of Basic Rate	
Meeting activities	-0-	

1,500 room nights and
3 days duration

City of Fresno, other than public disaster or emergency	Basic Rate	
---	------------	--

Convention of Record with the International Association of Convention Bureaus or Fresno Bureau

Social activities	30% of Basic Rate	
Meeting activities	-0-	

Theatre and/or Exhibit Hall Ballroom Use	1,000 room nights	
Arena Use	2,000 room nights	

Exhibit Hall Use		
Halls I, II, and III	3,000 room nights	
Meeting Rooms only	1,500 room nights and 3 days duration	

Public disaster or emergency	-0-	
------------------------------	-----	--

**CITY OF FRESNO
MASTER FEE SCHEDULE**

FINANCE DEPARTMENT

BUSINESS TAX AND PERMIT REQUIREMENTS

<u>Fee Description & Unit/Time</u>	<u>Current</u>	<u>Amnd</u>
Advertising		
Banner tax certificate	See Permit Section	
Billboard tax certificate (FMC 7-1226)		
per Quarter	34.00	
per 6 month period	68.00	513
Handbill tax certificate (FMC 7-1227)		
per Quarter	34.00	
per 6 month period	68.00	513
Advertising placement/solicitor/designer/writer ... for others (FMC 7-1228) / Annual	21.00	
Ambulance Service (FMC 9-1504)		
Application fee:		
Initial / per Ambulance	50.00 + 10.00	
Renewal / per Ambulance	25.00 + 5.00	
Business tax certificate	See Business, Retail	
Amusement Devices		
Application (FMC 9-504, 9-505) / per Application	25.00	
Permit (FMC 9-505 and 9-508) / Device per Calendar Year	25.00	
Penalty (impounded device or failure to secure permit) / per Device	10.00	
Business tax certificate	See Business, Retail	
Apartments, 4 or more units available for rent/lease (FMC 7-1202)	See Business, Retail	
Auction		
Permit (FMC 9-802)	-0-	
Jewelry auction (FMC 9-809)		
Application to City Council	-0-	
Cash deposit, refundable after conclusion of auction	500.00	
Investigation fee / per Day	12.00	
Auctioneer		
Bond requirement (FMC 9-811)	5,000.00	
Business tax certificate (FMC 7-1215)		
per Quarter	34.00	
per 6 month period	68.00	513
Permit and application to Chief of Police	-0-	
Itinerant Auctioneer / per Day	67.00	
Violation of regulations (FMC 9-811)	250.00	

CITY OF FRESNO MASTER FEE SCHEDULE

FINANCE DEPARTMENT

BUSINESS TAX AND PERMIT REQUIREMENTS

<u>Fee Description & Unit/Time</u>	<u>Current</u>	<u>Amnd</u>
Billiard Rooms		
Application (FMC 9-1812) / per Application	25.00	
Permit (FMC 9-1814) / Annually	25.00	
Change of location (FMC 9-1814) / Per Change	25.00	
Business tax certificate	See Business, Retail	
Bingo		
Clearances:		
Fire Department	-0-	
Planning and Inspection	-0-	
Police Department	-0-	
Permit (FMC 9-2204) / Annually	50.00	
Additional charge (California Penal Code 326.5(1)(2))		
Monthly gross revenue over \$5,000	1%	
Bootblacks (FMC 7-1233)		
per Quarter	7.00	
Per 6 month period	14.00	513
Boxing Matches (FMC 7-1237)		
Per Exhibit	34.00	
Broker		
Insurance	See Professional,	
Real estate	See Professional, Real Estate	
Securities/Commodities (FMC 7-1212) / Annually	34.00	
Business, Retail , Payable in advance, based upon average daily sales and services of previous quarter		
Prorated sales and services (FMC 7-1202) - Fees are based on per Quarter basis:		
\$0.00 to \$1,250.00	-0-	
\$1,250.01 to \$3,000.00	8.50	
\$3,000.01 to \$6,000.00	12.50	
\$6,000.01 to \$9,000.00	17.00	
\$9,000.01 to \$12,000.00	22.25	
\$12,000.01 to \$15,000.00	25.25	
\$15,000.01 to \$18,000.00	29.50	
\$18,000.01 to \$21,000.00	33.75	
\$21,000.01 to \$24,000.00	37.00	
\$24,000.01 to \$27,000.00	40.00	
\$27,000.01 to \$30,000.00	43.00	
\$30,000.01 to \$35,000.00	50.00	

**CITY OF FRESNO
MASTER FEE SCHEDULE**

FINANCE DEPARTMENT

BUSINESS TAX AND PERMIT REQUIREMENTS

<u>Fee Description & Unit/Time</u>	<u>Current</u>	<u>Amnd</u>
Business, Retail - continued		
\$35,000.01 to \$40,000.00	56.00	
\$40,000.01 to \$45,000.00	60.00	
\$45,000.01 to \$50,000.00	63.00	
\$50,000.01 to \$55,000.00	70.00	
\$55,000.01 to \$60,000.00	76.00	
\$60,000.01 to \$70,000.00	86.00	
\$70,000.01 to \$80,000.00	95.00	
\$80,000.01 to \$90,000.00	106.00	
\$90,000.01 to \$100,000.00	116.00	
\$100,000.01 to \$115,000.00	132.00	
\$115,000.01 to \$130,000.00	153.00	
\$130,000.01 to \$150,000.00	174.00	
\$150,000.01 to \$175,000.00	200.00	
\$175,000.01 to \$200,000.00	232.00	
\$200,000.01 to \$225,000.00	263.00	
\$225,000.01 to \$250,000.00	295.00	
\$250,000.01 to \$275,000.00	327.00	
\$275,000.01 to \$300,000.00	353.00	
\$300,000.01 to \$350,000.00	400.00	
\$350,000.01 to \$400,000.00	442.00	
\$400,000.01 to \$450,000.00	479.00	
\$450,000.01 to \$500,000.00	516.00	
\$500,000.01 to \$550,000.00	547.00	
\$550,000.01 to \$600,000.00	574.00	
\$600,000.01 to \$650,000.00	600.00	
\$650,000.01 and over		
Each \$1,000 or fraction over \$650,000 per quarter	600.00 + .93	
Maximum / per Year	21,200.00	
Business, Wholesale, payable in advance based upon .		
average daily sales of previous quarter		
Prorated sales (FMC 7-1202) - Fees are based on a per		
Quarter basis:		
\$0.00 to \$1,250.00	-0-	
\$1,250.01 to \$3,000.00	7.50	
\$3,000.01 to \$6,000.00	8.50	
\$6,000.01 to \$9,000.00	9.50	
\$9,000.01 to \$12,000.00	11.50	
\$12,000.01 to \$15,000.00	13.75	
\$15,000.01 to \$18,000.00	17.00	
\$18,000.01 to \$21,000.00	19.00	
\$21,000.01 to \$24,000.00	22.00	
\$24,000.01 to \$27,000.00	24.00	

**CITY OF FRESNO
MASTER FEE SCHEDULE**

FINANCE DEPARTMENT

BUSINESS TAX AND PERMIT REQUIREMENTS

<u>Fee Description & Unit/Time</u>	<u>Current</u>	<u>Amnd</u>
Business, Wholesale - continued		
\$27,000.01 to \$30,000.00	27.00	
\$30,000.01 to \$35,000.00	31.00	
\$35,000.01 to \$40,000.00	36.00	
\$40,000.01 to \$45,000.00	40.00	
\$45,000.01 to \$50,000.00	45.00	
\$50,000.01 to \$55,000.00	50.00	
\$55,000.01 to \$60,000.00	54.00	
\$60,000.01 to \$70,000.00	63.00	
\$70,000.01 to \$80,000.00	72.00	
\$80,000.01 to \$90,000.00	81.00	
\$90,000.01 to \$100,000.00	90.00	
\$100,000.01 to \$115,000.00	103.00	
\$115,000.01 to \$130,000.00	116.00	
\$130,000.01 to \$150,000.00	132.00	
\$150,000.01 to \$175,000.00	158.00	
\$175,000.01 to \$200,000.00	179.00	
\$200,000.01 to \$225,000.00	206.00	
\$225,000.01 to \$250,000.00	232.00	
\$250,000.01 to \$275,000.00	253.00	
\$275,000.01 to \$300,000.00	274.00	
\$300,000.01 to \$350,000.00	311.00	
\$350,000.01 to \$400,000.00	342.00	
\$400,000.01 to \$450,000.00	374.00	
\$450,000.01 to \$500,000.00	400.00	
\$500,000.01 to \$550,000.00	427.00	
\$550,000.01 to \$600,000.00	448.00	
\$600,000.01 to \$650,000.00	458.00	
\$650,000.01 and over		
Each \$1,000 or fraction over \$650,000 per quarter	458.00 + .71	
Maximum / per Year	15,564.00	
Commercial Cannabis Business Permit Application Fee*	7,920.00	559
Commercial Cannabis Business Permit Fee	19,798.00	564
Commercial Cannabis Business Permit Renewal Fee	18,346.00	564

* Commercial cannabis business permit application fee total is due upon submission of application. If an applicant withdraws or is denied continuation in the four phase application process, reimbursement will be processed for those phases not participated in. Phase 1 is \$4,406. Phase 2 is \$2,576. Phase 3 is \$696. Phase 4 is \$242.

CITY OF FRESNO MASTER FEE SCHEDULE

FINANCE DEPARTMENT

BUSINESS TAX AND PERMIT REQUIREMENTS

<u>Fee Description & Unit/Time</u>	<u>Current</u>	<u>Amnd</u>
Card Room Annual Permit Fee (FMC 9-2131)		405
Annually		
Delinquent payment penalty for late card room permit renewal payments up to a maximum \$300.00.	500.00 10.00 per day	
Card Room Application Fee (FMC 9-2110)		
Requires initial deposit of \$15,000 upon filing of application, for the purpose of paying investigation costs. If actual costs incurred exceed amount of deposit, applicant will be required to provide additional deposit(s) in the amount of \$15,000.	Actual hourly rates plus fringe and all actual (out-of-pocket) expenses.	
Card Room Employee Work Permit (FMC 9-2122)		
Application for permit	100.00	
Annual renewal	50.00	
Permit/Existing Card Room (as of 01/01/94) / Annually	25.00	
Card Room Gross Revenue Permit Fee (FMC 9-2132)		
<u>Monthly Gross Revenue</u>	<u>Monthly</u>	
\$0 - 800,000	9%	
\$800,001 - 1,000,000	10%	
\$1,000,001 - 1,200,000	11%	
\$1,200,001 - 1,400,000	12%	
\$1,400,001+	13%	
Card Room Pointholders and Key Management Employees Application Fee (FMC 9-2111)		
Requires initial deposit of \$10,000 upon filing of application, for the purpose of paying investigation costs. If actual costs incurred exceed amount of deposit, applicant will be required to provide additional deposit(s) in the amount of \$10,000.	Actual hourly rates plus fringe and all actual (out-of-pocket) expenses	
Business tax certificate	See Business, Retail	
Carnival, Street (FMC 7-1220)		
Event / per day	3.00	
Chance, Exhibitor (FMC 7-1221)		
Feat of chance or skill (does not apply to circuses, fairs, or carnivals)	7.00	
Day	41.00	
Week	161.00	
Permit / per Month		

CITY OF FRESNO MASTER FEE SCHEDULE

FINANCE DEPARTMENT

BUSINESS TAX AND PERMIT REQUIREMENTS

<u>Fee Description & Unit/Time</u>	<u>Current</u>	<u>Amnd</u>
Charitable Activities		
Paid promoter		
Solicitations		
Registration fee (FMC 9-702) / per Solicitation	25.00	
Business tax certification	See Business, Retail	
Paid promoter for charitable activities charging admissions (FMC 7-1241)		
Business tax certificate / Promoter		
Promoter per Quarter	267.00	
Promoter per 6 month period	534.00	513
Circus		328
Business tax certificate (FMC 7-1218) / per week or fraction	267.00	
Parade on public street / per day	67.00	
Sideshow, circus (after show) (FMC 7-1218)		
Admission \$.10 or less / per event per day	17.00	
Admission over \$.10 / per event per day	34.00	
Consultant		
Professional	See Professional	
Nonprofessional	See Business, Retail	
Contractor (FMC 7-1206)		
Each \$1,000 or fraction over \$25,000 / annual or fraction	67.00+.50	
Maximum / per Year	6,230.00	
Delivery Routes (FMC 7-1242)		
1 ton or less / per vehicle per quarter	14.00	
1 ton or less / per vehicle per 6 month period	28.00	513
Over 1 ton but less than 2 tons / per vehicle per quarter	17.00	
Over 1 ton but less than 2 tons / per vehicle per 6 month period	34.00	513
2 tons or more / per vehicle per quarter	21.00	
2 tons or more / per vehicle per 6 month period	42.00	513
NOTE: Provision on this Section shall not apply to producers of foodstuffs who offer their own products.		
Designer	See Business, Retail	
Detective	See Business, Retail	
Directory/Sales (FMC 7-1216)		
Per person / per annum	34.00	
Draftsman	See Business, Retail	

CITY OF FRESNO MASTER FEE SCHEDULE

FINANCE DEPARTMENT

BUSINESS TAX AND PERMIT REQUIREMENTS

<u>Fee Description & Unit/Time</u>	<u>Current</u>	<u>Amnd</u>
Entertainment, Public (excluding dances and circuses, fairs & carnivals) (FMC 7-1222)		
Day	14.00	
Month	27.00	
Over one month	See Business, Retail	
Fair, Agricultural (FMC 7-1219)		
Carnival type concessionaires	See Carnivals	
Other concessions / per day	7.00	
Each/30 day period	27.00	
Promoter option / per month or fraction	9,607.00	
Financing (FMC 7-1224)		
Per Quarter	51.00	
Per 6 month period	102.00	513
Funeral Escort (FMC 14-2103)		
Application	25.00	
Permit / per annum	25.00	
Business tax certificate	See Business, Retail	
Galleries		
Art galleries	See Business, Retail	
Shooting galleries (FMC 7-1225)		
Per Quarter	14.00	
Per 6 month period	28.00	513
Housemoving	See Contractor	
Itinerant Vendor (FMC 7-1239)		
(Operating from fixed location)		
Temporary business not otherwise covered		
1 - 90 days		
Day	14.00	
Month	134.00	
Junk Dealer (FMC 7-1236)		
Annually	27.00	
Lapidary	See Business, Retail	
License Fee (FMC 7-1004)		
Application (all occupational licenses)	10.00	
Liquidation Sales (FMC 9-1301)		
Permit / per each \$1,000 of submitted inventory	25.00 + 2.00	
Lithographer	See Business, Retail	

CITY OF FRESNO MASTER FEE SCHEDULE

FINANCE DEPARTMENT

BUSINESS TAX AND PERMIT REQUIREMENTS

<u>Fee Description & Unit/Time</u>	<u>Current</u>	<u>Amnd</u>
Market (FMC 7-1213)		
Public market		
5 stalls or more leased or rented to peddlers		
Per Quarter	34.00	
Per 6 month period	68.00	513
Massage Business (FMC 9-1604, 9-1605, 9-1610)		
Application for permit		
Fingerprint charge:		
See Master Fee Schedule, General Government		
State of California rate / per set	Established by DOJ	
Business tax certificate	See Business, Retail	
Permit / per annum	50.00	
Masseur/masseuse permits as required for employees	See Masseur/ Masseuse Permit	
Masseur/Masseuse (FMC 9-1611)		
Application for permit		
Fingerprint charge:		
See Master Fee Schedule, General Government		
State of California rate / per set	Established by DOJ	
Permit / per annum	25.00	
Merchandise Peddler selling on City streets and sidewalks (FMC 7-1230)		
Business tax certificate / per month	27.00	
Permit (sale of food and drinks) / per month	10.00	
Merry-Go-Round/Similar Devices (excluding street carnivals) (FMC 7-1222)		
Day	7.00	
Month	27.00	
Annual	134.00	
Permanent and solely for children		
Per Quarter	16.00	
Per 6 month period	32.00	513
Museums (FMC 7-1238)		
Per month	41.00	
Noise Amplification (FMC 10-108)		
Application to City Manager and Chief of Police / per event	10.00	
Painter, House Numbers on Curb (FMC 9-1406)		
Surety bond	500.00	
Business tax certificate	See Business, Retail	
Parade (FMC 14-2404)	See Special Event	

**CITY OF FRESNO
MASTER FEE SCHEDULE**

FINANCE DEPARTMENT

BUSINESS TAX AND PERMIT REQUIREMENTS

<u>Fee Description & Unit/Time</u>	<u>Current</u>	<u>Amnd</u>
Patrol, Private (FMC 9-1202)		
Business tax certificate	See Business, Retail	
Pawn Shop Operator (FMC 7-1223, 9-607)		
Application for permit		
Fingerprint charge:		
See Master Fee Schedule, General Government		
State of California rate / per set	Established by DOJ	
Business tax certificate / Per Quarter	67.00	
Per 6 month period	134.00	513
Peddler (FMC 7-1230, 7-1235, 7-1231)		
Fraternal, social or charitable during State Convention (not open to the public)		
Convention period plus 2 days prior	134.00	
Business Tax Certificate		
Person / per month	27.00	
Person / per day	7.00	
Application	25.00	
Permit (Mobile Food Vendor) / per month	10.00	
Stock and bond		
Person / Per Quarter	67.00	
Person / Per 6 month period	134.00	513
Penalties (FMC 7-1011 a,b,c)		
Delinquent payment of business tax or deficiency determination (underpayment):		
1 to 31 days past due	20%	
32 to 61 days past due	additional 20%	
62 days or more (failure to file)	additional 20%	
Deficiency Determination (failure to file):		
Negligent disregard	20%	
Intentional disregard	35%	
Fraud	50%	
Photographer, Transient (FMC 7-1214)		
Business tax certificate		
Person / per day	7.00	
Person / month or fraction	27.00	
Bond requirement	1,000.00	

CITY OF FRESNO MASTER FEE SCHEDULE

FINANCE DEPARTMENT

BUSINESS TAX AND PERMIT REQUIREMENTS

<u>Fee Description & Unit/Time</u>	<u>Current</u>	<u>Amnd</u>
Professional (excluding real estate) (FMC 7-1207, 7-1208)		
Fees shall not be prorated and shall apply to each designated professional based on aggregate years engaged in practice in the City of Fresno.		
Per Quarter	97.00	
Per 6 month period	194.00	513
Year	388.00	
Alternate Election	19.00	
6 months period	38.00	513
Gross receipts / quarter / license	+0.3%	
Maximum Tax on Gross Receipts		
Year / per firm	6,230.00	
Professional shall include:		
Accountant, Certified Public Accountant (CPA)		
Actuary		
Adjuster, Insurance		
Analyst		
Appraiser		
Archaeologist		
Architect		
Attorney at Law		
Audiologist		
Bacteriologist		
Broker, Insurance		
Chiropractor/Chiroprapist		
Consultant, Professional		
Counselor		
Dental Hygienist		
Dentist		
Engineer		
Landscape Architect		
Metallurgist		
Mortician		
Nurse		
Oculist		
Optician/Optometrlist		
Osteopath/Osteopathist		
Pharmacist		
Physical Therapist		
Physician		
Podiatrist		
Psychologist/Psychiatrist		
Shorthand Reporter, Certified		
Speech Pathologist/Therapist		

**CITY OF FRESNO
MASTER FEE SCHEDULE**

FINANCE DEPARTMENT

BUSINESS TAX AND PERMIT REQUIREMENTS

<u>Fee Description & Unit/Time</u>	<u>Current</u>	<u>Amnd</u>
Professional - continued		
Surgeon		
Surveyor		
Veterinarian		
X-Ray Technician		
Professional, Real Estate (FMC 7-1207, 7-1208)		
Option 1 - Gross receipts tax		
.002 x gross receipts year, minimum	35.00	
Maximum tax on gross receipts / per year per firm	6,230.00	
Option 2 - Flat tax		
Designated broker		
Per Quarter	97.00	
Per 6 month period	194.00	513
Year	388.00	
Other licensee's (each)		
Per Quarter	19.00	
Per 6 month period	38.00	513
Year	73.00	
Promoter (FMC 7-1241)		
Charitable Activities	See Charitable Activities	
Commercial / per day	10.00	
Manned booth/exhibit without city business license		
Booth per day	5.00	
Manned booth/exhibit with city business license		
Booth per day	-0-	
Real Estate Office	See Professional, Real Estate	
Second Hand Dealer (FMC 9-607, 7-1202)		
Application for permit		
Fingerprint charge:		
See Master Fee Schedule, General Government		
State of California rate / per set	Established by DOJ	
Business tax certificate	See Business, Retail	
Shared Mobility Device Permit (FMC 9-3305)	25.00	546*

*Shared Mobility Device Permit Fee to be effective upon adoption of the Shared Mobility Device Ordinance.

**CITY OF FRESNO
MASTER FEE SCHEDULE**

FINANCE DEPARTMENT

BUSINESS TAX AND PERMIT REQUIREMENTS

<u>Fee Description & Unit/Time</u>	<u>Current</u>	<u>Amnd</u>
Soliciting Business, General (FMC 7-1232)		
Person / per day	3.00	
Person / per month	14.00	
Solicitation, Charitable	See Charitable Activities	
Special Event (FMC 14-2404, 14-2405)		
Application	25.00	
Permit / per event	25.00	
Stock and Produce Exchange (FMC 7-1243)		
Company / per quarter	67.00	
Company / per 6 month period	134.00	513
Taxicab Company (FMC 9-904, 9-906, 9-907, 7-1202)		464
Application / per cab	25.00	
Business tax certificate	See Business, Retail	
Permit--general city		
Year	225.00	
Refund for denied permit / per application	-0-	
Replacement permit	75.00	
Permit, Fresno Air Terminal (general city permit prerequisite)		
Per cab per year	-0-	
Reinspection / per cab	15.00	
Rescheduled inspection / per cab	25.00	
Late Permit Penalty Fees	250.00	
Taxicab Driver (FMC 9-904, 9-911, 9-921, 7-1202)		454
Application	25.00	
Permit (and replacement) / per annum	25.00	
Fingerprint charge:		
See Master Fee Schedule, General Government		
State of California rate / per set	Established by DOJ	
Business tax certificate	See Business, Retail	
Late Permit Penalty Fees	250.00	
Taxicab Enforcement Penalties (FMC 9-921)		454
Violations found away from City's inspection facility:		
First Class A violation in one year	30.00	
Second Class A violation in one year	60.00	
Third or more Class A violation in one year	100.00	
First Class B violation in one year	60.00	
Second Class B violation in one year	150.00	
Third or more Class B violation in one year	250.00	
All Class C violations	1,000.00	

**CITY OF FRESNO
MASTER FEE SCHEDULE**

FINANCE DEPARTMENT

BUSINESS TAX AND PERMIT REQUIREMENTS

<u>Fee Description & Unit/Time</u>	<u>Current</u>	<u>Amnd</u>
Transporting for Hire (FMC 7-1240)		
Freight/Passenger (from city to point outside city) defined route, non-stop between points		
Vehicle / per day	3.00	
Annual	14.00	
Water Supplier (FMC 7-1244)		
Per Quarter	134.00	
Per 6 month period	268.00	513
Wrestling Matches (FMC 7-1237)		
Per exhibition	34.00	

FINANCE DEPARTMENT

Fee Description & Unit/Time

Amnd

In-Lieu
06/05

12%

**CITY OF FRESNO
MASTER FEE SCHEDULE**

FIRE DEPARTMENT

<u>Fee Description & Unit/Time</u>	<u>Current</u>	<u>Amnd</u>
Building Permit Surcharge Fire Prevention Fee		
Triplex / per permit	16%	
Apartment / per permit	16%	
Hotels/motels / per permit	26%	
Commercial / per permit	26%	
Industrial / per permit	26%	
Commercial/industrial alt / per permit	26%	
Unusual building type (storage/limited mini-storage)/per phase	70.00	
Single-family / per permit	20.00	
Consultation		555
Per Hour	162.00	
Dance Permit Application Inspection	89.00	489
Development/Public Works		
Entitlement Fees	247.00	
Licensed Care Facility		555
Fire Clearance Pre-Inspection	242.00	
Fire Clearance Final Inspection	242.00	
Fire Alarm System		555
New or Retrofitted Systems (includes strobes, horns, panels, pull stations, detectors)		
1 - 2,000 sq. ft.	641.00	
2,001 - 5,500 sq. ft.	1,040.00	
5,501 - 10,000 sq. ft.	1,847.00	
10,001 - 50,000 sq. ft.	2,612.00	
Each additional 10,000 sq. ft.	404.00	
All Special Fire Suppression Systems	888.00	
Each Additional Activation Zone After First Zone	323.00	
Fire Hydrants / Per each:		555
Maintenance	98.00	
Private Hydrant Maintenance	98.00	
Fire Incident Report (includes original, supplements, exposures, spill/leak reports, and hard copy narratives)	0.30	401
Hard copy narrative (when purchased separately)	2.00	
Response to inquiries requiring computer data base extraction (computer printout) - per page	3.00	

**CITY OF FRESNO
MASTER FEE SCHEDULE**

FIRE DEPARTMENT

Fee Description & Unit/Time

Current

Amnd

Fire Inspections

555

Initial Inspection - (Occupancy type: B, F, M) Business, Factory, Mercantile:

1 - 2,000 sq. ft.	144.00
2,001 - 5,000 sq. ft.	176.00
5,001 - 10,000 sq. ft.	204.00
10,001 - 20,000 sq. ft.	252.00
20,001 - 40,000 sq. ft.	295.00
40,001 - 80,000 sq. ft.	348.00
80,001 - 120,000 sq. ft.	395.00
120,001 - 150,000 sq. ft.	434.00
150,001 - 200,000 sq. ft.	505.00

Initial Inspection - (Occupancy type: M, B) Covered Malls

1 - 2,000 sq. ft.	153.00
2,001 - 5,000 sq. ft.	227.00
5,001 - 10,000 sq. ft.	283.00
10,001+ sq. ft.	373.00

Initial Inspection - (Occupancy type: A, E, H, S)

Assembly, Education, Hazardous Storage:

1 - 2,000 sq. ft. (S only)	158.00
1 - 5,000 sq. ft.	198.00
5,001 - 10,000 sq. ft.	223.00
10,001 - 20,000 sq. ft.	271.00
20,001 - 40,000 sq. ft.	326.00
40,001 - 80,000 sq. ft.	384.00
80,001 - 120,000 sq. ft.	449.00
120,001 - 150,000 sq. ft.	465.00
150,001 - 200,000 sq. ft.	625.00

Initial Inspection - (Occupancy type: I)* Institutions

1 - 10,000 sq. ft.	133.00
10,001 - 25,000 sq. ft.	188.00
25,001 - 40,000 sq. ft.	206.00
40,001 - 75,000 sq. ft.	249.00
75,001 + sq. ft.	381.00

**CITY OF FRESNO
MASTER FEE SCHEDULE**

FIRE DEPARTMENT

Fee Description & Unit/Time

Current

Amnd

Fire Inspections (continued)

1st reinspection - (Occupancy type: B, F, M) Business, Factory, Mercantile: 555

Reinspection violations all corrected:	172.00
Reinspection violations not corrected:	
1 - 2,000 sq. ft.	149.00
2,001 - 5,000 sq. ft.	165.00
5,001 - 10,000 sq. ft.	165.00
10,001 - 20,000 sq. ft.	201.00
20,001 - 40,000 sq. ft.	217.00
40,001 - 80,000 sq. ft.	241.00
80,001 - 120,000 sq. ft.	318.00
120,001 - 150,000 sq. ft.	511.00
150,001 - 200,000 sq. ft.	511.00

1st reinspection - (Occupancy type: A, E, H, S) Assembly, Education, Hazardous Storage:

Reinspection violations all corrected:	
Reinspection violations not corrected:	
1 - 2,000 sq. ft. (S only)	145.00
1 - 5,000 sq. ft.	161.00
5,001 - 10,000 sq. ft.	186.00
10,001 - 20,000 sq. ft.	215.00
20,001 - 40,000 sq. ft.	241.00
40,001 - 80,000 sq. ft.	263.00
80,001 - 120,000 sq. ft.	308.00
120,001 - 150,000 sq. ft.	427.00
150,001 - 200,000 sq. ft.	406.00

1st reinspection/ ea per year: - (Occupancy type: I)* Institutions

Reinspection violations all corrected:	
Reinspection violations not corrected:	
1 - 10,000 sq. ft.	132.00
10,001 - 25,000 sq. ft.	189.00
25,001 - 40,000 sq. ft.	205.00
40,001 - 75,000 sq. ft.	249.00
75,001 + sq. ft.	527.00

**CITY OF FRESNO
MASTER FEE SCHEDULE**

FIRE DEPARTMENT

<u>Fee Description & Unit/Time</u>	<u>Current</u>	<u>Amnd</u>
Fire Inspections (continued)		555
2nd and subsequent reinspection/each per year - (Occupancy type: B, F, M) Business, Factory, Mercantile:		
Reinspection violations all corrected:		
Reinspection violations not corrected:		
1 - 2,000 sq. ft.	137.00	
2,001 - 5,000 sq. ft.	145.00	
5,001 - 10,000 sq. ft.	194.00	
10,001 - 20,000 sq. ft.	209.00	
20,001 - 40,000 sq. ft.	225.00	
40,001 - 80,000 sq. ft.	241.00	
80,001 - 120,000 sq. ft.	257.00	
120,001 - 150,000 sq. ft.	273.00	
150,001 - 200,000 sq. ft.	273.00	
2nd and subsequent reinspection/each per year - (Occupancy type: A, E, H, S) Assembly, Education, Hazardous, Storage:		
Reinspection violations all corrected:		
Reinspection violations not corrected:		
1 - 2,000 (S only)	137.00	
1 - 5,000 sq. ft.	186.00	
5,001 - 10,000 sq. ft.	202.00	
10,001 - 20,000 sq. ft.	218.00	
20,001 - 40,000 sq. ft.	251.00	
40,001 - 80,000 sq. ft.	283.00	
80,001 - 120,000 sq. ft.	332.00	
120,001 - 150,000 sq. ft.	348.00	
150,001 - 200,000 sq. ft.	413.00	
2nd and subsequent reinspection/each per year - (Occupancy type: I)* Institutions:		528
Reinspection violations all corrected:		
Reinspection violations not corrected:		
1 - 10,000 sq. ft.	270.00	
10,001 - 25,000 sq. ft.	475.00	
25,001 - 40,000 sq. ft.	682.00	
40,001 - 75,000 sq. ft.	890.00	
75,001 + sq. ft.	1,097.00	

**CITY OF FRESNO
MASTER FEE SCHEDULE**

FIRE DEPARTMENT

<u>Fee Description & Unit/Time</u>	<u>Current</u>	<u>Amnd</u>
Fire Inspections (continued)		555
Initial inspection /each per year - Occupancy type R-1, R-2 (Apartments, hotels/motels)		
3 - 19 units	161.00	
20-49 units	210.00	
50+ units	291.00	
1st Re- inspection /each per year - Occupancy type R-1, R-2 (Apartments, hotels/motels)		
Reinspection violations all corrected:		
Reinspection violations not corrected:		
3 - 19 units	161.00	
20-49 units	210.00	
50+ units	323.00	
2nd and Subsequent inspections /each per year - Occupancy type R-1, R-2 (Apartments, hotels/motels)		
Reinspection violations all corrected:		
Reinspection violations not corrected:		
3 - 19 units	161.00	
20-49 units	210.00	
50+ units	323.00	
General Administrative Citations		555
30 Days	250.00	
60 Days	500.00	
90 Days	1,000.00	
High-rise /per structure	2,988.00	555
Fines and Penalties		555
Additional Citation Fees, if non-compliance		
30 Days	800.00	
60 Days	1,200.00	
90 Days	1,600.00	
Abatement by litigation/per occurrence (to recover litigation costs for abatement actions resulting from a failure to comply with fire inspection notices)	2,164.00	555

**CITY OF FRESNO
MASTER FEE SCHEDULE**

FIRE DEPARTMENT

<u>Fee Description & Unit/Time</u>	<u>Current</u>	<u>Amnd</u>
Penalty		555
Incorrect address/location given by applicant, failure of responsible party to appear at prescheduled appointment per trip.	242.00	
Premature inspection call (work not ready) / per trip.	162.00	
Reinspection other than entitled calls / per trip.	162.00	
Unpermitted Change of Occupancy / Illegal Construction - Per Application	1,695.00	
Working without required permit	4 x standard permit	
Fire Investigation Report	312.00	489
Fire Pumps		528
All New, Retrofitted, or Improved Pumps:		
Fire Pump acceptance test/ per each pump (all types)	243.00	
Electrical inspectors fee/each	89.00	
Fire Sprinkler Systems		555
All New, Retrofitted, or Improved Sprinkler Systems		
Commercial and Custom Residential		
1 - 2,000 sq. ft. (Incl. 20 or fewer head installations for paint booths, additions, alterations requiring new supply lines, etc.)	722.00	
2,001 - 8,000 sq. ft.	959.00	
8,001 - 20,000 sq. ft.	1,078.00	
20,001 - 40,000 sq. ft.	1,438.00	
40,001 - 100,000 sq. ft.	1,837.00	
100,001+ sq. ft.	2,236.00	
Single Commercial or Multifamily Project - Repeat Building		
Plan Review (per building)	727.00	
20 heads or less tenant improvement	404.00	
Special Water Based Fire Suppression Systems (i.e. Pre-Action, Dry, Deluge, or Foam Systems)	161.00	
Special Conditions: Each Occupied Floor above 30 ft., High Piled Storage, Every 20,000 sq. ft. over 200,000 sq. ft., etc.	412.00	
Simple Fire Sprinkler Monitoring System (Monitoring Panel within a single building without floor control valves with up to one each: Manual Pull Box, Smoke Detector and / or indicating device)	242.00	
Standard Residential Plans		
Single Family Home - Standard Plan Review	242.00	
Single Family Home - Field Inspection (per card)	565.00	

**CITY OF FRESNO
MASTER FEE SCHEDULE**

FIRE DEPARTMENT

<u>Fee Description & Unit/Time</u>	<u>Current</u>	<u>Amnd</u>
Fire Sprinkler System -- 5-Year Test		555
Fire pump test / each	258.00	
Standpipe / each	259.00	
Dry pipe valve trip test / each	185.00	
Fire Department connection flush w/ first riser	258.00	
Additional Riser / each	142.00	
Fireworks:		555
Public Display (per each event)	565.00	
Sale of Safe and Sane Fireworks (from 06/28 to 07/06 of the year the permit is issued) / per firework stand	626.00	
Incorrect address/location given by applicant, failure of responsible party to appear at pre-scheduled appt/per trip	81.00	
Citation for non-compliance with FMC 10-53302/use of illegal fireworks + \$250.00 State Marshal Disposal Fee (TOTAL Citation Fee will be \$1,250.00)	1,000.00	
Overtime Fire Inspection / per hour (min. one hour)	186.00	555
Plan Check		
(Sprinkler Systems, Fire Alarms, Underground piping, Extinguishing Systems) / per hour (one hour min.)	134.00	
Posting Placarding On Dangerous Buildings	138.00	489
Public Safety Alarms -- Response to False Alarm		489
One response each fiscal year	-0-	
Second and each subsequent response per fiscal year / per each	165.00	528
Special Hazard User Permit Fees		
Level 1	129.00	555
Storage of 10 - 100 gallons of flammable / combustible liquid		
Storage of 20 - 100 lbs of flammable solid		
Storage of 201 - 3,000 cubic feet of any compressed gas (Excluding CO2 or LPG)		
Storage of Aerosols (Level 2 or 3) 50 - 999 lbs		
High Piled Storage (501 - 2,500 sq. ft.) any commodity class		
Any Hazardous Materials not otherwise specified, per Appendix, Chapter 1, Table 105.6.20 of the California Fire Code (CFC)		
Storage of 6,000 - 12,000 cubic feet of carbon dioxide gas		
Storage of 250 - 1,149 gallons (aggregate container water capacity) of LPG		
Storage of tires indoors - any amount		
Storage of any scrap tires or tire byproducts in excess of 2,500 cubic feet (regardless of location)		
Operation of any combustible dust-producing equipment		
Operation of any repair garage		

**CITY OF FRESNO
MASTER FEE SCHEDULE**

FIRE DEPARTMENT

<u>Fee Description & Unit/Time</u>	<u>Current</u>	<u>Amnd</u>
Level 2	145.00	555
Storage of 101 - 1,000 gallons of flammable / combustible liquid		
Storage of 101 - 1,000 lbs of flammable solid		
Storage of 3,000 - 6,000 cubic feet of any compressed gas (Excluding CO2 or LPG)		
Storage of Aerosols (Level 2 or 3) 1,000 - 2,400 lbs		
High Piled Storage (2,501 - 12,000 sq. ft.) any commodity class		
Any Hazardous Materials not otherwise specified, per Appendix, Chapter 1, Table 105.6.20 of the California Fire Code (CFC)		
Storage of 12,000 - 18,000 cubic feet of carbon dioxide gas		
Storage of 1,150 - 2,299 gallons (aggregate container water capacity) of LPG		
Level 3	202.00	555
Storage of 1,001 or more gallons of flammable / combustible liquid		
Storage of 1,001 lbs of flammable solid		
Storage of 6,001 or more cubic feet of any compressed gas (Excluding CO2 or LPG)		
Storage of Aerosols (Level 2 or 3) 2,500 or more lbs		
High Piled Storage (12,001 or more sq. ft.) any commodity class		
Any Hazardous Materials not otherwise specified, per Appendix, Chapter 1, Table 105.6.20 of the California Fire Code (CFC)		
Storage of 18,000 cubic feet or greater of carbon dioxide gas		
Storage of 2,299 gallons (aggregate container water capacity) or greater of LP		
Above Ground Tank Installation Permit	242.00	555
Photo Luminescent Pathway Marking	242.00	555
Attractive Nuisance Prevention Inspections (A.N.P.I.) (i.e. Vacant Buildings	116.00	555
Hazardous Material Incident:		489
Per Apparatus/Per Hour	238.00	
Plus other costs of supplies, materials, contract labor, etc.		
Emergency Response Business Plan - Fire Department Review / per each: (Per Building Written Documents)	180.00	528
Open Burning / per each event	238.00	528
Suppression Standby	238.00	489
Underground Fire Service - Fire Dept. Review /per each		555
1ft. - 100ft.	361.00	
101ft. +	361.00 plus \$0.80 each add'l ft.	
Urban Growth Management (UGM) Fire Station Capital Fees	See Development Department-UGM Fees	

CITY OF FRESNO MASTER FEE SCHEDULE

GENERAL GOVERNMENT FEES

<u>Fee Description & Unit/Time</u>	<u>Current</u>	<u>Amnd</u>
Art, Park, Entertainment & Sports* (Applicable at all City owned facilities The Arts, Park, Entertainment and Sports (APES) ticket surcharge fee is to be applied to all tickets sold for attendance to all event types and on each round of golf, irrespective of the ticket selling party, irrespective of ticket price. The City reserves the right to waive the surcharge upon City Manager approval). Per ticket (or attendee) and on each round of golf	1.00	546
Chukchansi Stadium Art, Park, Entertainment & Sports Fee Stadium (This fee is applicable to Chukchansi Park only. Ticket surcharge fee is to be applied to all tickets sold for attendance to all event types)	1.55	546
Concert Fees Stadium Rental Field Usage Fee Rental Deposit (Applied toward rental or cancellation fee.) Stage Rental Event Services Box Office (per day) Post Event Cleaning Deposit (Up to 70% refundable based upon condition of the facility after completion of the rental agreement.) Reservation Cancellation Fee 30 days or more before event Less than 30 days before event	4,000 1,500 2,000 1,200 300 350 2,500 1,000 50% of stadium rental fee	488
Multi-Concert Fees Stadium Rental Field Usage Fee Rental Deposit (Applied toward rental or cancellation fee.) Stage Rental Event Services Box Office Post Event Cleaning Deposit (Up to 70% refundable based upon condition of the facility after completion of the rental agreement.) Reservation Cancellation Fee 30 days or more before event Less than 30 days before event	2,500 1,500 1,500 600 300 350 2,500 750 50% of stadium	488

**CITY OF FRESNO
MASTER FEE SCHEDULE**

GENERAL GOVERNMENT FEES

<u>Fee Description & Unit/Time</u>	<u>Current</u>	<u>Amnd</u>
Special Event Fees (Other than Concerts)		488
Stadium Rental (based on type of event)*	2,000-7,500	
Field Usage Fee (based on type of event)*	1,500-3,500	
Rental Deposit (Applied toward rental or cancellation fee.)	2,000	
Stage Rental	1,200	
Event Services	300	
Box Office per day	350	
Post Event Cleaning Deposit (Up to 70% refundable based upon condition of the facility after completion of the rental agreement.)	2,500	
Reservation Cancellation Fee		
30 days or more before event	1,000	
Less than 30 days before event	50% of stadium rental fee	
Luxury Suite Fees		510
Rental	450	
Deposit (Applied toward rental or cancellation fee.)	225	
Reservation Cancellation Fee		
30 days or more before event	125	
Less than 30 days before event	225	
CRU Club Fees		510
Rental	600	
Deposit (Applied toward rental or cancellation fee.)	300	
Reservation Cancellation Fee		
30 days or more before event	200	
Less than 30 days before event	300	
Tecate Cantina Fees		488
Rental	500	
Deposit (Applied toward rental or cancellation fee.)	250	
Reservation Cancellation Fee		
30 days or more before event	125	
Less than 30 days before event	250	

* Rental fees for Special Events will be based on the type of event being held with consideration for attendance , costs for utilities and security consistent with individual agreements.

**CITY OF FRESNO
MASTER FEE SCHEDULE**

GENERAL GOVERNMENT FEES

Fee Description & Unit/Time

Current

Amnd

Attorney Fees

Fees awarded by the Court on various lawsuits Billable, or hourly plus fringe, plus actual costs

Litigation costs collected from third parties for reimbursement of internal personnel cost incurred and fees paid to outside firms Billable, or hourly plus fringe, plus actual costs

Bench Mark Book, Fresno City 23.00

Bonds and Coupons, Replacement (lost or stolen)

Cost/time and material 100%

Bonds, Conduit

415

Application forms fee / per package 50.00

Application and TEFRA hearing fee / per submission 1,500.00

Issuance fee* / per bond closing
Minimum of \$5,000, plus all actual direct costs 1/12 of 1%
of amount of issue

Administration Fee / annual 1/32 of 1 %
Minimum of \$3,000, per year of outstanding balance

Bonds, Conduit transaction: City Attorney

Service Fee

Minimum 1/4 of one percent of amount; \$5,000*

Issuer's Counsel fee 1/4 of one percent of amount of issue,
Minimum min. of \$5,000 + all actual direct costs

* NOTE: Any additional costs associated with the issuance or administration of bonds or certificates of participation following closing of the issue, including but not limited to administrative expenses as defined by Fresno Municipal Code Section 18-101, shall be deducted from the proceeds or paid by the applicant.

CITY OF FRESNO MASTER FEE SCHEDULE

GENERAL GOVERNMENT FEES

<u>Fee Description & Unit/Time</u>	<u>Current</u>	<u>Amnd</u>
Budget		393
Annual Budget, City of Fresno	43.00	
Capital Improvement Plan, City of Fresno	43.00	
Budget Management Guide	120.00	
Budget in Brief, City of Fresno	7.00	
Candidate Filing Fee		
Councilmember*		
Filing for Candidacy	300.00	
Mayor*		
Filing for Candidacy	500.00	
* Proportionate share of Council election costs, not to exceed scheduled amounts or timely submission of petitions with requisite number of signatures of qualified voters.		
Charter, City of Fresno		489
Picked up	.05/per page	
Mailed	.05/per page +actual cost of postage	
Checks Returned Unpaid		
Returned check (including electronic payments)	25.00	539
Check Stop Payment Fee		
Per check	10.00	
City Hall Rental (hourly rates)		
Council Chamber (two hour minimum)	55.00	546
CH1-1002 First Floor Lobby	50.00	
CH2-2002 Second Floor Lobby	50.00	
CH3-3002 Third Floor Lobby	35.00	
CH1-1000 Front Plaza - Without Restrooms (two hour minimum)	35.00	
CH1-1000 Front Plaza - With First Floor Restrooms (two hour min.)	50.00	
CH1000 Fountain	20.00	
CH2N-2165 Meeting Room A	15.00	
CH2S-2120 Meeting Room C	9.00	
Processing Fee - Non Refundable	30.00	480
	per event	

**CITY OF FRESNO
MASTER FEE SCHEDULE**

GENERAL GOVERNMENT FEES

<u>Fee Description & Unit/Time</u>	<u>Current</u>	<u>Amnd</u>
City Hall Rental - Additional Services (hourly rates)		546
Custodian	30.00	
Security Guard	32.70	
After Hours City Hall Access (per hour)	79.50	
Electrician	69.00	
Property Maintenance Worker	52.00	
Public Announcement (PA) System, Portable		
Hourly	115.00	
Saturday (hourly)	165.00	
Sundays or Holidays (hourly)	215.00	
Multimedia - Presentation System		
Hourly	105.00	
Saturday (hourly)	149.00	
Sundays or Holidays (hourly)	193.00	
City Council Material		
Agenda, mailed		
Quarter	20.00	
Year	70.00	
Minutes, mailed		
Year	85.00	
Comprehensive Annual Financial Report (CAFR)	14.00	
Consolidated Annual Performance and Evaluation Report (CAPER)	34.00	
Consolidated Plan	34.00	
Dog License		490
License fee / per dog:	<u>ANNUAL</u>	<u>3-YEAR</u>
Dog 4 months or older	50.00	135.00
Spayed or neutered dog	12.00	30.00
Animal Control Officers Services		
per hour plus currently published IRS standard milage rate	28.50	
Administrative Hearing Fee	50.00	
Concurrent license	-0-	

**CITY OF FRESNO
MASTER FEE SCHEDULE**

GENERAL GOVERNMENT FEES

<u>Fee Description & Unit/Time</u>	<u>Current</u>	<u>Amnd</u>
Dog License - continued		490
Citation Fines		
1st Citation	100.00	
2nd Citation	200.00	
3rd Citation	500.00	
Final Inspection Fee	20.00	
Lost/stolen tag / each	0.50	
Other government / per dog	0.50	
Delinquent Penalty	10.00	
Seeing Eye dog	-0-	
Impound Animal Redemption		490
Dogs and Cats:		
Impact Fee - Dogs	50.00	
Impact Fee - Cats	10.00	
Per day boarding	10.00	
State Mandated Civil Fine for animals at large capable of reproduction	35.00	
Progressive as noted below		
Civil Fine 2nd impound	50.00	
Civil Fine 3rd impound	100.00	
Fee for vaccinations provided by CCSPCA	10.00	
Horses and Livestock:		
Board per day / per animal	25.00	
Redemption Fee	50.00	
Trailer Fee / per haul	50.00	
Other animals:		
Impound Fee	10.00	
Board per day / per animal	10.00	

CITY OF FRESNO MASTER FEE SCHEDULE

GENERAL GOVERNMENT FEES

<u>Fee Description & Unit/Time</u>	<u>Current</u>	<u>Amnd</u>
Draw-Down Account Administrative Fee	See Development Fees	
Fingerprinting (DOJ Live Scan) Fee		
Referral rolling fee	20.00	464
DOJ Report Fee	Established by DOJ	
Non-Profit referral	-0-	
Lobbyist Registration Fee		
Annual Fee	25.00	
Master Fee Schedule, City of Fresno		
Maintenance fee		
Copy	12.00	
Year	32.00	
Municipal Service Center Rental		
Training Room / per day	125.00	
Conference Room / per day	30.00	
MBE/WBE Directory		
Annual update	28.00	
Two complete updates of directory per year (set)	42.00	
Notice of Intent Filing Fee	200.00	545
Parking: (See Parking section for current fees. All parking regulations are to be observed and are the responsibility of the user, including the payment of parking meter fees.)		554
Plans and/or Specifications Charge (non-refundable)		
Plans:		
5 sheets or less	10.00	
6 to 10 sheets	20.00	
11 to 15 sheets	30.00	
16 to 20 sheets	40.00	
21 sheets and more	1.50/sheet	
Specifications:		
100 pages or less	10.00	
101 to 200 pages	20.00	
201 pages and more	30.00	
Deposit (refundable)	10.00	

**CITY OF FRESNO
MASTER FEE SCHEDULE**

GENERAL GOVERNMENT FEES

<u>Fee Description & Unit/Time</u>	<u>Current</u>	<u>Amnd</u>
Refunds, Handling Charge		
Per refund	10.00	
Reproduction Fee		480
Per Page (8 1/2 x 11)	0.05	
Response to Inquiries Requiring Computer Data		
Base Extraction		
Written letter / per page	20.00	
Computer printout / per page	0.80	
Computer magnetic media / Run time minute	0.90	
Security Deposit		
A refundable deposit is required equal to the rental rate charged.		
Standard Specifications		409
Standard specifications / per copy	25.00	
Mailing (cost)	100%	
State Enterprise Zone Voucher Fee	47.00	495
Subpoenaed Records (rates established by State)		489
Standard copy / per page (including scanned/digital copies)	0.10	
Copying documents from microfilm / per page	0.20	
Oversize documents, documents requiring special processing	Actual cost	
Clerical costs associated with retrieval of records and reproduction		
Hour	24.00	
Quarter hour or fraction thereof	6.00	
Photocopying records at witness's place of business	Actual cost	

**CITY OF FRESNO
MASTER FEE SCHEDULE**

GENERAL GOVERNMENT FEES

<u>Fee Description & Unit/Time</u>	<u>Current</u>	<u>Amnd</u>
Subpoenaed Records (rates established by State) - continued		
Postage charge	Actual cost	
Costs charged to the witness by a third person for the retrieval and return of records held by that third person	Actual cost	
Supplemental Historic Building Survey (Dated: September 30, 1994)	40.00	
Telephone Directory, City of Fresno	6.00	
Traffic Monitoring Report - "Traffic Count Book"	8.00	
Transcript, Certification of		
Proofread and certify copy of transcript supplied by applicant		
Hour	20.00	
Quarter hour or fraction thereof	5.00	
Deposit in advance	100% of est. cost	
Re-recording on applicant's machine		
Hour or portion	6.00	
Duplication or review of Council meeting tapes		
Done by applicant [on applicant's tape(s)]		
Each set up	7.00	
Done by staff [on applicant's tape(s)]		
Per Council tape	10.00	
Deposit in advance	100% of est. cost	
Duplication of Civil Service Board recording		
Per cassette tape	44.00	
Plus cost of cassette tape(s)	Actual Cost	
Per CD	10.00	500
Per DVD	20.00	500
Water History Book - "Water: The Rise of Public Ownership on the Fresno Plane" by Todd A. Shallat	13.00	
VIEWFresno Online Service Charge		433
Annual per account	1,795.00	

**CITY OF FRESNO
MASTER FEE SCHEDULE**

GENERAL GOVERNMENT FEES

CODE ENFORCEMENT FEES

<u>Fee Description & Unit/Time</u>	<u>Current</u>	<u>Amnd</u>
Code Enforcement Fees - General Complaints and Abatements		556
Complaint Response and Issue Identification Per hour, 1 hour minimum - - No charge if complaint is verified and resolved by property owner / responsible party within 18 days.	146.00	
Notice and Order Per hour, 1 hour minimum	146.00	
Notice of Violation Per hour, 1 hour minimum	146.00	
Hotel / Motel Inspection Fee Per hour, 1 hour minimum	146.00	
Code Violation Appeal Fee		556
Single Family Residential up to two units	35.00	
Multi-Residential with three or more units	55.00	
Commercial Business	75.00	
Panel Appeal by three hearing officers	480.00	
Code Violation Appeal - Successful Appeal	No Charge	
Code Violation Appeal - Unsuccessful Appeal Per hour, 1 hour minimum	146.00	
Abatement Enforcement Fees and Penalties		556
Administrative Fee Per hour, 1 hour minimum	146.00	
Cost of Enforcement / Abatement	Actual	
Citation for lack of Smoke Detector or Carbon Monoxide Detector (H&S 13113.7 / H&S 17926) pr violation	200.00	
Code Citation Penalties - General*		528
1 st citation for non-compliance of code violations up to or maximum	250.00	
2 nd citation for non-compliance of code violations up to or maximum	500.00	
3 rd citation for non-compliance of code violations up to or maximum	1,000.00	

*Code Citation Penalties may be issued by enforcing officers as set forth in, but not limited to, Fresno Municipal Code Sections I-302 and I-308.

CITY OF FRESNO MASTER FEE SCHEDULE

GENERAL GOVERNMENT FEES

CODE ENFORCEMENT FEES

<u>Fee Description & Unit/Time</u>	<u>Current</u>	<u>Amnd</u>
Code Citation Penalties - Health and Safety*		
1st citation for non-compliance of code violations up to or maximum	800.00	528
2nd citation for non-compliance of code violations up to or maximum	1,200.00	
3rd citation for non-compliance if code violations up to or maximum	1,600.00	
Collection Agency Recovery Fee**	27%	528
Late Payment Charge		409
\$1.00 minimum	1.5%	
Lien Release Fee		556
Per lien release - County Filing Fee	60.00	
Policy of Insurance of Record (PIRT)		
City Processing Fee	146.00	
Vendor Cost	Actual	
Public Nuisance Enforcement		556
Per hour, 1-hour minimum	146.00	
Management of Real Property Ordinance Violations (MC 10-608)		556
Administrative Citation		
1st Violation ***	1,000.00	
2nd Violation within a rolling 12 month period ***	10,000.00	
3rd Violation within a rolling 12 month period ***	50,000.00	

*Code Citation Penalties may be issued by enforcing officers as set forth in, but not limited to, Fresno Municipal Code Sections I-302 and I-308.

**This Fee is also used by the other departments, including the Fire Department.

*** Plus any abatement, actual, administrative and enforcement costs and administrative expenses

**CITY OF FRESNO
MASTER FEE SCHEDULE**

GENERAL GOVERNMENT FEES

CODE ENFORCEMENT FEES

<u>Fee Description & Unit/Time</u>	<u>Current</u>	<u>Amnd</u>
Rental Housing		556
Registration Fee	0.00	
Health and Safety Inspection, per unit	100.00	
Courtesy Re-Inspection, per unit	50.00	
Compliance Re-Inspection, per unit	100.00	
 Rental Housing Registration Penalties		
Property registration is 30 days late	100.00	
Property registration is 31 to 60 days late	200.00	
Property registration is 61 to 120 days late	500.00	
Property registration is over 120 days late	1,000.00	
 Rental Housing Penalty for False Statement regarding Exemption or Self-Certification		
First Offense	100.00	
Second and subsequent Offenses	250.00	
 Code Enforcement Fees - Miscellaneous		556
Sign Retrieval		
Per hour, 1 hour minimum	146.00	
 Tire Disposal Service		556
Automobile tires without rim	1.00	
Automobile tires with rim	3.00	
Diesel Truck tire without rim	7.00	
Diesel Truck tire with rim	21.00	
Tractor tires without rim (14 x 20 or 17.5 x 24.5)	55.00	
Tractor tires with rim (14 x 20 or 17.5 x 24.5)	110.00	
Tractor tires without rim (17.5 x 25 or 23.5 x 25)	75.00	
Tractor tires with rim (17.5 x 25 or 23.5 x 25)	150.00	
 Weed Abatement Enforcement Penalty		
Actual cost plus enforcement penalty per abatement (penalty to be determined by department director within specified range)	100% + 500.00 with maximum of 1,500.00	
 Inspection or Enforcement Services Otherwise not Listed for Public Nuisance, Zoning Code, or Housing Code		556
Per hour, 1 hour minimum	146.00	

**CITY OF FRESNO
MASTER FEE SCHEDULE**

Information Services Department

<u>Fee Description & Unit/Time</u>	<u>Current</u>	<u>Amnd</u>
City Utility Poles for Small Cell and Related Infrastructure		557
Conduit / Conductor Fee - per pole / per year*	400.00	

* Fee for use of conduit/conductor if available and applicable

**CITY OF FRESNO
MASTER FEE SCHEDULE**

PARKS, RECREATION, & COMMUNITY SERVICES DEPARTMENT

RIVERSIDE MUNICIPAL GOLF COURSE - GREEN FEES

<u>Fee Description & Unit/Time</u>	<u>Current</u>	<u>Amnd</u>
Art, Park, Entertainment & Sports (Applicable at all City owned facilities. The Arts, Park, Entertainment and Sports (APES) ticket surcharge fee is to be applied to all tickets sold for attendance to all event types and on each round of golf, irrespective of the ticket selling party, irrespective of ticket price. The City reserves the right to waive the surcharge upon City Manager approval). Per ticket (or attendee) and on each round of golf	1.00	546
Weekdays after 2 p.m. (PST) / after 3pm (PDST)	26.00 22.00	561 Effective 5/13/2021
Weekends/Holidays (as identified in FMC 3-116) after 2 p.m. (PST) / after 3pm (PDST)	34.00 24.00	561 Effective 5/13/2021
Tournaments	38.00	554
Seniors (62 and over)	18.50	561 Effective 5/13/2021
Juniors (18 and under)	12.00	539
Junior Golf Team	5.00	539
Monthly Cards (restricted to the individual named) Seniors (Unlimited) Surcharge / per round Juniors (Unlimited) Surcharge / per round	46.00 8.00 43.25 4.25	554

CITY OF FRESNO MASTER FEE SCHEDULE

PARKS, RECREATION, & COMMUNITY SERVICES DEPARTMENT

NEIGHBORHOOD CENTER, PARKS, AND PLAYGROUND FACILITIES

Fee Description & Unit/Time

Current

Amnd

When determined appropriate by the Director, private or non-profit groups requesting to schedule a special event at the neighborhood center, park, or playground facilities may be required to provide security guards from a certified security agency, police officers from the Police Department or additional recreation leaders. The number of security guards, police officers, or recreation leaders required will be determined by the type of event and the estimated attendance. Also, the Director is authorized to waive the user fee for Special Events which are determined to be beneficial to the City of Fresno.

A processing fee of \$15 will be assessed to issue refunds. 554

Community & Neighborhood Centers**

464

Public Purpose, Semi-public, non-profit organizations:

Auditorium (per hour/2 hour minimum)	37.50
Gymnasium (per hour/2 hour minimum)*	37.50
Meeting rooms (per hour/2 hour minimum)	25.00
Kitchen and equipment (hour or fraction)	60.00
Security/cleaning deposit (flat/80% refundable)	100.00 - 500.00

Private groups and organizations, social:

Auditorium (per hour/2 hour minimum)	75.00
Gymnasium (per hour/2 hour minimum)*	75.00
Meeting rooms (per hour/2 hour minimum)	50.00
Kitchen and equipment (hour or fraction)	60.00
Security/cleaning deposit (flat/80% refundable)	100.00 - 500.00

Recreation Staff / per hour 15.00 539

Picnic/Pavilion Area

1/2 day	25.00
Full day	50.00

Maxie L. Parks Neighborhood Center

489

Gymnasium (per hour/2 hour minimum) 100.00

Playfield Sport Field / Court ***

554

Lighted (per hour / 2 hour minimum)	35.00
Standard Time -- after 5 pm	
Daylight Savings Time -- after 8 pm	
Unlighted facility (per hour / 2 hour minimum)	25.00
Security/Cleaning Deposit (per facility) - flat /80% refundable	100.00 - 500.00

Sport Field / Court League / Tournament Preparation / Per Hour 40.00 554

* Gymnasium rates do not apply to Maxie L. Parks Neighborhood Center

** Large organized events are by contract only

*** Includes: Softball, Soccer, Futsal, Rugby, Basketball, Cricket, Hockey, Petanque and Bocce Ball

**CITY OF FRESNO
MASTER FEE SCHEDULE**

PARKS, RECREATION, & COMMUNITY SERVICES DEPARTMENT

NEIGHBORHOOD CENTER, PARKS, AND PLAYGROUND FACILITIES

<u>Fee Description & Unit/Time</u>	<u>Current</u>	<u>Amnd</u>
A processing fee of \$15 will be assessed to issue refunds.		554
24 x 16 Video Projection System		480
Rental (4 hr minimum)	300.00	
Recreation staff additional per hr	35.00	
Bounce House Permit (need Hold Harmless Agreement & Liability Insurance)		510
	20.00	
Open Adult Basketball (per day)	3.00	528

DOWNTOWN MALLS - VENDOR FEES

<u>Fee Description & Unit/Time</u>	<u>Current</u>	<u>Amnd</u>
Mariposa Mall (monthly / per site + utility reimbursement)		
M Street to N Street	148 + 77	
Q Street to P Street	148 + 77	
Special Event Mall Maintenance Fee		409
Event / per site	80.00	
Special Event—Staff Coordination		464
Parks Maintenance Worker I		
Scheduled Work	16.33/hr	
Saturday Work	24.50/hr	
Sunday Work	32.66/hr	
Parks Maintenance Worker II		
Scheduled Work	19.78/hr	
Saturday Work	29.67/hr	
Sunday Work	39.56/hr	
Parks Supervisor I	28.48/hr	
Portable Stage Set-Up/Take Down		
Each event	1,200.00	456

CITY OF FRESNO MASTER FEE SCHEDULE

PARKS, RECREATION, & COMMUNITY SERVICES DEPARTMENT

GENERAL RECREATION FEES

<u>Fee Description & Unit/Time</u>	<u>Current</u>	<u>Amnd</u>
A processing fee of \$15 will be assessed to issue refunds.		554
All Swim Pools		510
Adult, age 18 and over	2.00	
Youth, age 0 to 17	1.00	510
Children, age 0 to 5 (must be accompanied by an adult)	-0-	
Special Pool Rentals *		510
Private Groups (per hour, 2- hour minimum):		
1 to 50 (2 lifeguards)	75.00	
51 to 100 (3 lifeguards)	110.00	
101 to 150 (4 lifeguards)	145.00	
151 to 200 (5 lifeguards)	180.00	
201 to 250 (6 lifeguards)	215.00	
251 -300 (7 lifeguards)	250.00	510
Swimming Instruction		510
All Swim Pools		
One session - Ages 3 and up	50.00	528
Individuals meeting low-income guidelines as established by PG&E's FERA program	32.00	
Water Exercise		
Age 3 and up / per day	1.00	
Instructional Classes		546
Lifeguard/CPR/FA/PR	200.00	
Lifeguard/CPR/FA/PR Re-Certification	125.00	
Community Sports Teams		456
Fees are established by the Parks, Recreation and Community Services Director and may be prorated for a partial season and/or services provided.		
Baseball / per Team/League	500.00 - 1,250.00	
Indoor Soccer / per Team/League	380.00	
Outdoor Soccer / per Team/League	585.00	
Volleyball / per Team/League	200.00	
Basketball / per Team/League	375.00	510
Fast Pitch Softball / per Team/League	460.00	
Slow Pitch Softball / per Team/League	350.00	480
Co-ed Softball / per Team/League	350.00	480
Flag Football / per Team/League	405.00	
In-line Hockey / per Team/League	250.00	
Tournaments / per Team/League	125.00 - 300.00	

* Insurance must be purchased from City carrier.

**CITY OF FRESNO
MASTER FEE SCHEDULE**

PARKS, RECREATION, & COMMUNITY SERVICES DEPARTMENT

GENERAL RECREATION FEES

<u>Fee Description & Unit/Time</u>	<u>Current</u>	<u>Amnd</u>
A processing fee of \$15 will be assessed to issue refunds.		554
Equipment Rentals		409
Chairs / day	0.50	
Tables / day	2.00	
CFAS (CPR & First Aid)	50.00	
Regional Community & Neighborhood Park Group Activity Areas*		464
Group size:		
Up to 200	200.00	
201 to 500	350.00	
Over 500	500.00	
Over 1000	1000.00	525
Performance Bond**	175.00 - 500.00	
(100% refundable upon successful completion of the rental agreement in accordance with also agreed upon terms and conditions)		
Cleaning Deposit**		
(Up to 80% refundable dependent on the condition of the facility after completion of the rental agreement)		
Group size:		
Up to 200	250.00	
201 to 500	500.00	
Over 500	1,000.00	
Over 1000	2,000.00	489

Note: Cleaning Deposit is based upon the estimated number of attendees to any reserved venue.

* Pavillion Group Activity Area is defined as a pavillion and / or picnic shelter. When reserved for use for a Special Event with increased impact to the park, such as, but not limited to: runs, walks, events with anticipated attendance over 200 or events open to the general public. Additional costs incurred for City services are the responsibility of the reservation holder. Ex. Solid Waste costs for additional trash bins.

** Cleaning deposit and/or Performance Bond may be required for activities in areas outside of designated Group Activity Areas, including picnic shelters.

**CITY OF FRESNO
MASTER FEE SCHEDULE**

PARKS, RECREATION, & COMMUNITY SERVICES DEPARTMENT

GENERAL RECREATION FEES

<u>Fee Description & Unit/Time</u>	<u>Current</u>	<u>Amnd</u>
A processing fee of \$15 will be assessed to issue refunds.		554
Regional Sports Complex User Fee		489
Deposit (80% refundable)	500.00	
1-3 Fields/Day	500.00	
4-6 Fields/Day	750.00	
7-9 Fields/Day	1,000.00	
Field Usage -		
Adult - 2 Fields/hr/4hr minimum	15.00	
Youth - 2 Fields/hr/4 hr minimum	10.00	
Recreation Staff/hr	15.00	539
Tournament Play		489
1 - 3 Fields/Day	500.00	
4 - 6 Fields/Day	900.00	
7 - 9 Fields/Day	1,300.00	
Basin Rental / per day	150.00	
Soccer Field Restoration fee (applies to paintball rental only)	50.00	
/ per field		
Vendor Fees		464
Temporary Vendor Fee (Daily per site) *	75.00-150.00	
Youth Organization Field Reservations **		480
1-2 Fields per month, per organization	250.00	
3-4 Fields per month, per organization	500.00	
Tournament (All Star) Flat Fee Per Day		480
1-3 Fields per day	100.00	
4 or more Fields per day	150.00	
Sport Field / Court League / Tournament Preparation / per hour	40.00	554

* The Director is authorized to waive the user fee for Temporary Vendor if activity determined to be beneficial to the City of Fresno.

** Organizations must have a valid non-profit ID number to qualify. The monthly fee will be reduced by 50% with proof that the league has more than half of their children participating in a free or reduced cost lunch program.

** Mthly reservation fee not available at the Regional Sports Complex, and Fig Garden Baseball Park.

**CITY OF FRESNO
MASTER FEE SCHEDULE**

PARKS, RECREATION, & COMMUNITY SERVICES DEPARTMENT

GENERAL RECREATION FEES

<u>Fee Description & Unit/Time</u>	<u>Current</u>	<u>Amnd</u>
A processing fee of \$15 will be assessed to issue refunds.		554
Woodward Park Rotary Amphitheater**		477
Daily Rental **	1,500.00 or 10%	
Concession Fee	35% payment of gross event concession revenue	477
Performance Bond (100% refundable upon successful completion of the rental agreement in accordance with also agreed upon terms and conditions)	175.00 - 500.00	477
Cleaning Deposit (Up to 80% refundable dependent on the condition of the facility after completion of the rental agreement)	1,000.00	477
Improvement Fee per ticket	3.00	528
Event Staffing (4 hr. minimum)	15.00 hr (4 hr. min)	539
Rehearsals (scheduling permitting)	350.00 per day	477
Dance Instruction (per fiscal year)		510
New Student	75.00	
Returning Student	55.00	

** \$1,500.00 or 10% of gross ticket sales whichever is greater plus collection of improvement fee effective 1/1/2009.

CITY OF FRESNO MASTER FEE SCHEDULE

PARKS, RECREATION, & COMMUNITY SERVICES DEPARTMENT

GENERAL RECREATION FEES

<u>Fee Description & Unit/Time</u>	<u>Current</u>	<u>Amnd</u>
A processing fee of \$15 will be assessed to issue refunds.		554
Japanese Garden*		521
Entrance fee:		
Under 4 years of age	-0-	
4 to 14 year	1.00	
Over 14 years	5.00	
Family maximum (Up to 5 persons)	7.00	
Senior Citizens (62 years and older)	1.00	
Free day, all persons	Free	
<u>Waiver:</u> The Director is authorized to waive the entrance fee for the following:		
<ul style="list-style-type: none"> • Organized groups with mentally or physically handicapped persons; • Organized classrooms from any schools that have joint use agreement with the City of Fresno Parks, Recreation and Community Service Department; • Members in good standing of the Fresno Japanese Garden Society; and • Organized groups of adults for whom the Director determines that the general public will derive a substantial benefit, with no group being so admitted more than once each year. 		
Mobile Science Unit		456
Recreation staff / per hour (4 hours minimum)	50.00	464
Vehicle preparation fee + miles	50.00 + 1.75/per mile	
Project Cost / per participant	up to 7.00	
Non-Resident**		521
Recreation staff / per hour (4 hours minimum)	50.00	
Vehicle preparation fee + miles	125.00 + 1.75 per mile	
Project Cost / per participant	up to 7.00	
Day Camps (Action Sports, Youth Sports and Summer Day Camps)		510
Day Camp Fee	35.00-300.00	

* Children under 12 years of age are not permitted in the Japanese Garden without supervision.

** Applies to locations outside of Fresno, CA.

CITY OF FRESNO MASTER FEE SCHEDULE

PARKS, RECREATION, & COMMUNITY SERVICES DEPARTMENT

GENERAL RECREATION FEES

<u>Fee Description & Unit/Time</u>	<u>Current</u>	<u>Amnd</u>
A processing fee of \$15 will be assessed to issue refunds.		554
Regional Park Vehicle Pass		521
Annual vehicle entrance pass (good at Roeding and Woodward Parks and Regional Sports Complex):		
Year round / per motor vehicle	50.00	528
Senior Citizens (age 65 or older)	35.00	528
Individuals meeting low-income guidelines as established by PG&E's FERA program	25.00	
Roeding Park Entrance Fee (Roeding and Woodward Parks and Regional Sports Complex)*		510
Year round / per motor vehicle	5.00	
Year round / per vehicle in which a senior citizen (age 65 or older) is a passenger or driver	3.00	
Holiday rate, per motor vehicle**	7.00	521
Roeding Park Picnic Table Reservation Fee*		521
Picnic Shelters (full day/year round/per table)	20.00	
Roeding Park Pergola Rental (half-day)	50.00	525
Tennis Courts		510
Per court / per hour	3.00	
Skate and Bike Park Facility Rental		489
Modular Park Rental/per hour (2 minimum)		
Up to 50 participants allowed	35.00	
Concrete Park Rental/per hour (2 minimum)		
Up to 100 participant allowed	50.00	
Option fee: Onsite Instructor/per hour		
Multiple instructors available for large groups	15.00	
Security/Cleaning Deposit 9per facility)-flat/80% refundable	100.00	

* Director is authorized to waive the user fee/entrance fee for special events which are determined to be beneficial to the City of Fresno.

** Holiday rate applies to the following holidays: Easter, Cinco de Mayo (closest weekend), Mother's Day, Memorial Day, Father's Day, Independence Day (observed), Labor Day.

Note: Park entrance fee shall be waived for motor vehicles displaying a valid Disabled person Placard/Decal, or motor vehicles in which a U.S. active duty military member or family member with proper identification is a passenger or driver, or motor vehicles displaying a California State "Gold Star" license plate.

**CITY OF FRESNO
MASTER FEE SCHEDULE**

PARKS, RECREATION, & COMMUNITY SERVICES DEPARTMENT

GENERAL RECREATION FEES

<u>Fee Description & Unit/Time</u>	<u>Current</u>	<u>Amnd</u>
A processing fee of \$15 will be assessed to issue refunds.		554
Woodward Park Picnic Table Reservation Fee*		489
Year round / per table:		
Gazebo / Group Activity Area**	15.00	525
Picnic shelters	30.00	
Woodward Park Redwood Glen Rental (half-day)	50.00	525
Urban Growth Management (UGM) Park Fees	See Development Fees Department-UGM	

* Director is authorized to waive the user fee for special events which are determined to be beneficial to the City of Fresno. Security may be required at the discretion of the Director of Parks, After School, Recreation and Community Services. Cleaning deposit and/or performance bond may be required for special events. Fees for cleaning deposit and/or performance bond are not included in reservation fees and may be charged to all groups at the rates listed in the Master Fee Schedule.

** Group Activity Area table are only available on Select dates and are reservable in groups of two or four tables.

**CITY OF FRESNO
MASTER FEE SCHEDULE**

PARKS, RECREATION, & COMMUNITY SERVICES DEPARTMENT

MEMORIAL AUDITORIUM RENTAL RATES

<u>Fee Description & Unit/Time</u>	<u>Current</u>	<u>Amnd</u>
Art, Park, Entertainment & Sports (Applicable at all City owned facilities. The Arts, Park, Entertainment and Sports (APES) ticket surcharge fee is to be applied to all tickets sold for attendance to all event types and on each round of golf, irrespective of the ticket selling party, irrespective of ticket price. The City reserves the right to waive the surcharge upon City Manager approval).		
Per ticket or attendee and on each round of golf	1.00	546
 Memorial Auditorium Theater Rental *		521
Per day	250.00	
 Reservation Deposit **		464
Up to 3 dates	100.00	
4-7 dates	200.00	
8 or more dates	300.00	

*All organizations will be required to hire a stagehand(s) from stagehand union Local 158 to operate lighting & sound systems, and will pay the union directly. Minimum call for stagehand (s) is 4 hours.

** 20% of deposit will be withheld for cancellations occurring more than 30 days before the reservation date. Cancellations received less than 30 days prior to reservation will result in loss of deposit. Deposit will be up to 80% refundable depending on the condition of the facility after completion of the rental agreement.

**CITY OF FRESNO
MASTER FEE SCHEDULE**

PARKS, RECREATION, & COMMUNITY SERVICES DEPARTMENT

FEES MAINTAINED UNDER CONTRACT AGREEMENT

<u>Fee Description & Unit/Time</u>	<u>Current</u>	<u>Amnd</u>
A processing fee of \$15 will be assessed to issue refunds.		554
Camp Fresno Family Camp**		498
Memorial Day Weekend through first three weeks in September: *		525
1 bedroom / per week	270.00	
1 bedroom / per day	50.00	
2 bedroom / per week	487.00	
2 bedroom / per day	84.00	
Other months:		
1 bedroom / per week	221.00	
1 bedroom / per day	37.00	
2 bedroom / per week	379.00	
2 bedroom / per day	69.00	
Improvements Surcharge:		
Per cabin / per week	113.00	
Per cabin / per day	24.00	
Reservation deposit prior to April 1st (applied to rental only)	75.00	450
After April 1st	Total Rental	
Graffiti Removal / per incident	30.00	
*Recreation Hall / per day	150.00	485

* The first two weeks of the season are open to customers with a Fresno address only.

** Rates shall be administratively adjusted on January 1st annually to reflect the 12 month percentage change in the U.S. Bureau of labor Statistics Consumer Price Index (CPI) (Urban Wage Earners and Clerical workers for the San Francisco-Oakland-San Jose area), for the most current month that data is available. in accordance with Reso No. 2015-234. Reso No. 2015-234 will expire five years from the date of its adoption.

CITY OF FRESNO MASTER FEE SCHEDULE

PARKS, RECREATION, & COMMUNITY SERVICES DEPARTMENT

FEES MAINTAINED UNDER CONTRACT AGREEMENT

<u>Fee Description & Unit/Time</u>	<u>Current</u>	<u>Amnd</u>
A processing fee of \$15 will be assessed to issue refunds.		554
Camp Fresno Jr.**		525
Memorial Day Weekend through first three weeks in September:		
Organization Camp		
Group rate / per week	2,517.00	
Group rate / per day	480.00	
Other months:		
Group rate / per week	2,263.00	
Group rate / per day	457.00	
Improvements Surcharge:		
Group rate / per week	565.00	
Group rate / per day	96.00	
Reservation deposit / per reserved cabin	250.00	
Security deposit / per organization	100.00	
Graffiti Removal / per incident	30.00	
Camp Day Use Permit		450
Per Vehicle	5.00	
Community Garden Facilities		484
Application Fee/ Full Year	5.00 per plot	
Monthly Plot Fee	3.00 per plot	
Woodward Bike Rental		494
Bike Rental - 2 hr Rental	10.00	
Kid Triler - Daily	5.00	
Child Seats - Daily	5.00	
Pedal Trailer - Daily	5.00	
Bike Baskets - Daily	2.50	
Adult Helmets - Daily	2.50	
Kids Helmets - Daily	2.50	
Flat Tire	7.50	
Bike Locks	2.50	
Sunscreen	5.00	
Water Bottles	2.50	
T-Shirts	12.00	
Sun Visors	5.00	
Rain Gear	10.00	

** Rates shall be administratively adjusted on January 1st annually to reflect the 12 month percentage change in the U.S. Bureau of labor Statistics Consumer Price Index (CPI) (Urban Wage Earners and Clerical workers for the San Fransisco-Oaklan-San Jose area), for the most current month that data is available. in accordance with Reso No. 2015-234. Reso No. 2015-234 will expire five years from the date of its adoption.

**CITY OF FRESNO
MASTER FEE SCHEDULE**

PARKS, RECREATION, & COMMUNITY SERVICES DEPARTMENT

ACTION SPORTS FEES

<u>Fee Description & Unit/Time</u>	<u>Current</u>	<u>Amnd</u>
A processing fee of \$15 will be assessed to issue refunds.		554

FEES MAINTAINED UNDER CONTRACT AGREEMENT

Annual Membership - National Bicycle League	45.00	468
Local Race Fee - per rider*	12.00	
Local Practice - per rider	6.00	
BMX/Skate Contest Fees		489
Amateur Contest/Per Entry	15.00	
Pro Contest/Per Entry	30.00	

* Family Local Race Discount: First two riders pay full price and 3rd or more riders receive 50% discount.

**CITY OF FRESNO
MASTER FEE SCHEDULE**

PLANNING & DEVELOPMENT FEES

GENERAL DEVELOPMENT FEES

Fee Description & Unit/Time

Current

Amnd

Noticing Subscription Fee (per Council District)

Per year 36.00

Planning Commission Material

Agenda per month 6.15

Agenda kit per month 14.25

Minutes per month 6.15

Re-recording on applicant's machine
Hour or portion 14.25

Planning Reports and Publications

Annual Statistical Abstract 22.50

General Plan 25.50

Update of Community Plan 25.50

Other Community Plan 9.20

Plan Texts (photocopy) *

0 to 100 pages 10.00

101 to 200 pages 20.00

201 to 300 pages 30.00

301 to 400 pages 40.00

401 to 500 pages 50.00

501 to 600 pages 60.00

Specific Plan 9.20

Special and other publications To be established
by Director

Public Records (excluding subpoenaed records)

Plan Maps (GIS) *

55" x 30"/each 30.00

42" x 36"/each 25.00

36" x 36"/each 20.00

21" x 18"/each 10.00

11" x 17"/each 7.00

8.5" x 11"/each 5.00

Large Format Photocopy Prints:

24" width roll stock/* 0.45

30" width roll stock/* 0.50

36" width roll stock/* 0.60

42" width roll stock/* 0.65

8 ½ x 11 cut stock / per print 3.50

8 ½ x 14 cut stock / per print 3.50

11 x 17 cut stock / per print 4.50

17 x 22 cut stock / per print 6.00

18 x 26 cut stock / per print 6.00

**CITY OF FRESNO
MASTER FEE SCHEDULE**

PLANNING & DEVELOPMENT FEES

GENERAL DEVELOPMENT FEES

<u>Fee Description & Unit/Time</u>	<u>Current</u>	<u>Amnd</u>
Microfiche Copies (8 1/2x11 only) per copy	2.00	505
* Per ft/print plus \$6.00 set-up charge for each roll width; unit length shall be rounded up to the next whole ft. (Cost for print patches shall be based on the size of the tracing; cost for print sizes not listed above shall be determined by the Director.)		
Prints sent out to private vendors Cost + handling charge	100% + 19.50	
* Fees established by Development Director – 11/2/99		

CITY OF FRESNO MASTER FEE SCHEDULE

PLANNING & DEVELOPMENT - BUILDING FEES

NEW CONSTRUCTION, COMMERCIAL TENANT IMPROVEMENTS, RESIDENTIAL ADDITIONS

- Fees are available for encouragement "Inner City", "Inner City-Highway City", "Inner City-Pinedale" and "Inner City-Herndon Townsite" (indicated by "IC", "IC-H", "IC-P" and "IC-HT" designations. Designation definitions can be found under the "Land Use, Zoning and Subdivision" section of this Master Fee Schedule (560th Amendment).
- At the discretion of the Development Director/Designee, fee rates may be adjusted, when special circumstances are found to exist, to reflect the actual cost of processing. Special conditions may result in additional requirements. Also Consult the Land Use, Zoning and Land Division Section
- All Mechanical, Plumbing, Electrical and Energy Plan Check Items associated with the New Construction projects are included in the base Plan Check and Inspection Fees of the Project
- For all building services not listed in the building sections or for services determined by the City Building Official to be beyond the regular effort established in this fee schedule, a \$123.91^ blended hourly rate applies.

The chart below provides Construction Types to be used in conjunction with the New Construction Fee Schedules/tables

Construction Type	
Type I A	Non-combustible construction. Three-hour fire resistive exterior wall complies with Section 603 of the California Building Code.
Type I B	Non-combustible construction. Two-hour fire resistive exterior walls complies with Section 603 of the Uniform Building Code.
Type II A	Non-combustible construction. Structural members and partitions must be protected by one-hour fire resistive construction.
Type II B	Non-combustible construction. No fire resistive quality requirement.
Type III A	Combustible construction. Exterior walls protected with two-hour fire resistive construction. Masonry or concrete wall construction.
Type III B	Combustible construction. No fire resistive quality required except exterior walls.
Type IV	Combustible. Heavy-timber construction. Exterior walls have fire resistive quality of 4 hours.
Type V A	Combustible construction. Wood frame with exterior walls protected with one-hour fire resistive construction
Type V B	Combustible construction. No fire resistive quality requirement.

^ Adjusted on July 1 annually, beginning July 1, 2021, based on the 12 month percentage change in the U.S. Bureau of Labor Statistics Consumer Price Index (CPI) (Urban Wage Earners and Clerical Workers for the San Francisco-Oakland-Hayward area), for the most current month that data is available.

CITY OF FRESNO MASTER FEE SCHEDULE

PLANNING & DEVELOPMENT - BUILDING FEES

Plan Check & Inspection/Permit Fees for NEW CONSTRUCTION, COMMERCIAL TENANT IMPROVEMENTS & RESIDENTIAL ADDITIONS

See fee tables under "Plan Check and Inspection Variable Fee Schedules for New Construction"

OTHER FEES related to NEW CONSTRUCTION, COMMERCIAL TENANT IMPROVEMENTS & RESIDENTIAL ADDITIONS are as follows:

<u>Fee Description & Unit/Time</u>	<u>Current</u>	<u>Amnd</u>
Addendum to Approved Building Construction Plans		560
Minimum		
Hour, 1-hour minimum	169.73 hr*^	
Appeals		560
Applications for Building Commission, Joint Advisory and Appeals Board		
Manager Hour, 1-hour minimum	113.50 hr*^	
Bluff Preservation Soils Report Review		560
Hour, 1-hour minimum	227.00 hr*^	
Building Plan Check (other than base fees)		560
Offsite improvements plan check (Coordinate with Planning Division)		
Single-family / per plan	145.78^	
Other uses / per plan	322.80^	
Interior only tenant improvements with shell and accessory structures to existing single-family and other uses/per plan	49.46^	
Site / amendment	59.35^	
Single-family revised site plan		
Hour, 1-hour minimum	56.23 hr*^	
Consulting/Inspection Services--Special		560
Services requested by applicant shall be over and above regular fees		
During regular business hours.		
Hour, 1-hour minimum	152.03 hr*^	
Other than regular business hours (except Sundays and holidays)		
Hour, 1-hour minimum	172.86 hr*^	
Inspection or consulting service not otherwise listed		
Hour, 1-hour minimum	152.03 hr*^	

^ Adjusted on July 1 annually, beginning July 1, 2021, based on the 12 month percentage change in the U.S. Bureau of Labor Statistics Consumer Price Index (CPI) (Urban Wage Earners and Clerical Workers for the San Francisco-Oakland-Hayward area), for the most current month that data is available.

**CITY OF FRESNO
MASTER FEE SCHEDULE**

PLANNING & DEVELOPMENT - BUILDING FEES

OTHER FEES related to NEW CONSTRUCTION, COMMERCIAL TENANT IMPROVEMENTS & RESIDENTIAL ADDITIONS are as follows:

Fee Description & Unit/Time	Current	Amnd
California Building Standards Commision Permit Surcharge		480
Per Permit Valuation		
1 - 25,000	1.00	
25,001 - 50,000	2.00	
50,001 - 75,000	3.00	
75,001 - 100,000	4.00	
Every 25,000 or fraction thereof above 100,001	Add 1.00	
County Facilities Impact Fee	Based on County Ordinance and paid to County	
General Plan and Related Document Update and Maintenance		552
Surcharge on all Building Permits	12.83%	
Grading Permit (fees are charged on a per permit basis)**		505
Single and Multifamily Individual lots	Included in Building Permit fee	
Subdivision land and Commercial lots	Separate fee per Miscellaneous fee section	
Grading Plan Check Review (fees are charged on a per plan basis, unless otherwise noted)		505
Single and Multifamily lots	Included in Building Plan Check fee	
Subdivision land and Commercial lots	Separate fee per Miscellaneous fee section	
Fire Fees (for Fire Protection Systems and related Permits/ Inspections/Reports)	See Fire Dept Fees	505
Fire Fees (for Building related Plan Check and Permit/ Inspection Fees)	See Planning and Development Section of Fire Department Fees	505
Foundation Permit (Multifamily and Commercial only)		560
Standard fee	25% of permit fee	
Minimum	85.39^	
Handicapped Plan Check (Multifamily/Commercial only)	Incl'd in Building Plan Check fee	505

^ Adjusted on July 1 annually, beginning July 1, 2021, based on the 12 month percentage change in the U.S. Bureau of Labor Statistics Consumer Price Index (CPI) (Urban Wage Earners and Clerical Workers for the San Francisco-Oakland-Hayward area), for the most current month that data is available.

CITY OF FRESNO MASTER FEE SCHEDULE

PLANNING & DEVELOPMENT - BUILDING FEES

OTHER FEES related to NEW CONSTRUCTION, COMMERCIAL TENANT IMPROVEMENTS & RESIDENTIAL ADDITIONS are as follows:

<u>Fee Description & Unit/Time</u>	<u>Current</u>	<u>Amnd</u>
Occupancy		560
Certificate of Occupancy / each (Multifamily/Commercial only)	56.23^	
Change of occupancy / per application**	Separate fee per Misc fee section	
Temporary Occupancy		
Cash deposit to guaranty completion	Deposit determined by Director/Designee	
Inspection and processing / per application	56.23^	
Penalty		560
A surcharge will be added for complex/incomplete plans	hrly rate*	
Incorrect address/location given by applicant / per trip)	56.23^	
Premature inspection all (work not ready) / per trip	56.23^	
Reinspection other than entitled calls / per trip	83.30^	
Working without required permit / per permit fee	4 times (max.)	
Renewals - Permits and Plan Checks		560
Building permit renewal of expired permit		
Standard fee	25%	
Minimum	56.23^	
Plan check renewal of expired plan check		
Standard fee	25%	
Minimum	56.23^	
Scanning Plans		505
8 1/2"x11" / per sheet	0.90	
Greater than 8 1/2"x11"/ per sheet	1.80	
Seismic Fee (Strong--Motion Instrumentation and Seismic Hazard Mapping Fee)	Seismic motion fees are established by the Dept. of Conservation, State of California, and are subject to period change.	505
Solar System	Separate fee per Misc fee section	505
Technology - Entitlement Processing System Update		560
Surcharge on all Building Permits	19.78^	
Utilities, Construction		505
Temporary use for construction purposes / per inspection	Separate fee per MP&E Fee Section	
Workers' Compensation Insurance Verification		560
Per transaction	28.12^	

* The blended rate for the Bldg Division (includes fringe & overhead) is \$123.91^ per hr or is the actual hrly of a consultant, if utilized; plus actual extraordinary expenses in either case.

** Permit fees will be reduced by 50 % for the inner-city areas and limited to inner-city residential use properties only for Inner City-Highway City, Inner City-Pinedale, and Inner City-Herndon Townsite areas.

^ Adjusted on July 1 annually, beginning July 1, 2021, based on the 12 month percentage change in the U.S. Bureau of Labor Statistics Consumer Price Index (CPI) (Urban Wage Earners and Clerical Workers for the San Francisco-Oakland-Hayward area), for the most current month that data is available.

CITY OF FRESNO MASTER FEE SCHEDULE

PLANNING & DEVELOPMENT - BUILDING FEES

MISCELLANEOUS ITEMS, including RESIDENTIAL REMODELS & MINOR ALTERATIONS

- Fees are available for encouragement "Inner City", "Inner City-Highway City", "Inner City-Pinedale" and "Inner City-Herndon Townsite" (indicated by "IC", "IC-H", "IC-P" and "IC-HT" designations. Designation definitions can be found under the "Land Use, Zoning, and Subdivision" section of this Master Fee Schedule. (560th Amendment)
- At the discretion of the Development Director/Designee, fee rates may be adjusted, when special circumstances are found to exist, to reflect the actual cost of processing.
- All Mechanical, Plumbing, Electrical and Energy Plan Check Items associated with these Construction projects are included in the base Plan Check and Inspection Fees of the Project
- For all building services not listed in the building sections or for services determined by the City Building Official to be beyond the regular effort established in this fee schedule, a \$123.91^ blended hourly rate applies.

^ Adjusted on July 1 annually, beginning July 1, 2021, based on the 12 month percentage change in the U.S. Bureau of Labor Statistics Consumer Price Index (CPI) (Urban Wage Earners and Clerical Workers for the San Francisco-Oakland-Hayward area), for the most current month that data is available.

**CITY OF FRESNO
MASTER FEE SCHEDULE**

PLANNING & DEVELOPMENT - BUILDING FEES

**Plan Check & Inspection / Permit fees for New Construction, Commercial Tenant Improvements & Residential Additions
PLAN CHECK AND INSPECTION VARIABLE FEE SCHEDULES FOR NEW CONSTRUCTION**

Fee Tables for New Construction, Additions and Major Remodels - Plan Check

560

Occupancy Type and Class	Construction Type		Group A/B^		Group C^	
	Fee Unit		Base Cost	Cost Per S.F. Between Thresholds	Base Cost	Cost Per S.F. Between Thresholds
A-1 : Assembly, Theatres, with Stage						
Square Footage:	1,000	per project			\$ 4,259.31	\$ 0.73
	4,000	per project			\$ 6,444.32	\$ 0.38
	10,000	per project			\$ 8,727.17	\$ 0.20
	20,000	per project			\$10,683.90	\$ 0.15
	50,000	per project			\$15,249.61	\$ 0.30
A-1 : Assembly, Theatres, without Stage						
Square Footage:	1,000	per project			\$ 3,876.34	\$ 0.66
	4,000	per project			\$ 5,860.89	\$ 0.35
	10,000	per project			\$ 7,934.31	\$ 0.18
	20,000	per project			\$ 9,711.52	\$ 0.14
	50,000	per project			\$13,858.35	\$ 0.28
A-2 : Assembly, Nightclubs, Bars, Restaurants, Banquet Halls						
Square Footage:	750	per project			\$ 2,328.05	\$ 0.94
	2,000	per project			\$ 3,502.17	\$ 0.41
	5,000	per project			\$ 4,728.87	\$ 0.21
	10,000	per project			\$ 5,780.32	\$ 0.16
	25,000	per project			\$ 8,233.72	\$ 0.33
A-3 : Assembly, Churches and Religious Buildings						
Square Footage:	1,000	per project			\$ 3,695.80	\$ 0.63
	4,000	per project			\$ 5,585.85	\$ 0.33
	10,000	per project			\$ 7,560.53	\$ 0.17
	20,000	per project			\$ 9,253.11	\$ 0.13
	50,000	per project			\$13,202.48	\$ 0.26
A-3 : Assembly, General, Community Halls, Libraries, Museums						
Square Footage:	1,000	per project			\$ 3,520.72	\$ 0.60
	4,000	per project			\$ 5,319.14	\$ 0.31
	10,000	per project			\$ 7,198.08	\$ 0.16
	20,000	per project			\$ 8,808.60	\$ 0.13
	50,000	per project			\$12,566.48	\$ 0.25

^ Adjusted on July 1 annually, beginning July 1, 2021, based on the 12 month percentage change in the U.S. Bureau of Labor Statistics Consumer Price Index (CPI) (Urban Wage Earners and Clerical Workers for the San Francisco-Oakland-Hayward area), for the most current month that data is available.

**CITY OF FRESNO
MASTER FEE SCHEDULE**

PLANNING & DEVELOPMENT - BUILDING FEES

**Plan Check & Inspection / Permit fees for New Construction, Commercial Tenant Improvements & Residential Additions
PLAN CHECK AND INSPECTION VARIABLE FEE SCHEDULES FOR NEW CONSTRUCTION**

Fee Tables for New Construction, Additions and Major Remodels - Plan Check continued

560

Occupancy Type and Class	Construction Type	Group A/B^		Group C^	
	Fee Unit	Base Cost	Cost Per S.F. Between Thresholds	Base Cost	Cost Per S.F. Between Thresholds

A-4 / A-5 : Assembly, Arenas

Square Footage:	2,000	per project		\$ 4,122.53	\$ 0.35
	8,000	per project		\$ 6,235.95	\$ 0.18
	20,000	per project		\$ 8,444.01	\$ 0.09
	40,000	per project		\$10,336.62	\$ 0.07
	100,000	per project		\$14,752.73	\$ 0.15

E : Educational Building

Square Footage:	2,000	per project		\$ 3,548.08	\$ 0.30
	8,000	per project		\$ 5,360.81	\$ 0.16
	20,000	per project		\$ 7,254.71	\$ 0.08
	40,000	per project		\$ 8,878.05	\$ 0.06
	100,000	per project		\$12,665.85	\$ 0.13

F-1 / F-2 : Factory and Industrial (Low and Moderate Hazard)

Square Footage:	1,000	per project	\$ 2,786.92	\$ 0.47	\$ 2,344.46	\$ 0.39
	4,000	per project	\$ 4,202.15	\$ 0.33	\$ 3,527.18	\$ 0.21
	10,000	per project	\$ 6,166.22	\$ 0.14	\$ 4,762.85	\$ 0.11
	20,000	per project	\$ 7,542.90	\$ 0.11	\$ 5,822.00	\$ 0.08
	50,000	per project	\$10,755.17	\$ 0.22	\$ 8,293.34	\$ 0.17

H : All H Occupancies

Square Footage:	500	per project	\$ 2,904.68	\$ 0.98	\$ 2,442.94	\$ 0.82
	2,000	per project	\$ 4,381.59	\$ 0.68	\$ 3,677.20	\$ 0.43
	5,000	per project	\$ 6,431.26	\$ 0.29	\$ 4,966.73	\$ 0.22
	10,000	per project	\$ 7,867.95	\$ 0.22	\$ 6,072.04	\$ 0.17
	25,000	per project	\$11,220.21	\$ 0.45	\$ 8,651.09	\$ 0.35

I-1 : Institutional, Supervised Environment

Square Footage:	1,000	per project		\$ 3,613.73	\$ 0.62
	4,000	per project		\$ 5,460.83	\$ 0.32
	10,000	per project		\$ 7,390.63	\$ 0.17
	20,000	per project		\$ 9,044.75	\$ 0.13
	50,000	per project		\$12,904.35	\$ 0.26

^ Adjusted on July 1 annually, beginning July 1, 2021, based on the 12 month percentage change in the U.S. Bureau of Labor Statistics Consumer Price Index (CPI) (Urban Wage Earners and Clerical Workers for the San Francisco-Oakland-Hayward area), for the most current month that data is available.

**CITY OF FRESNO
MASTER FEE SCHEDULE**

PLANNING & DEVELOPMENT - BUILDING FEES

**Plan Check & Inspection / Permit fees for New Construction, Commercial Tenant Improvements & Residential Additions
PLAN CHECK AND INSPECTION VARIABLE FEE SCHEDULES FOR NEW CONSTRUCTION**

Fee Tables for New Construction, Additions and Major Remodels - Plan Check continued

560

Occupancy Type and Class	Construction Type	Group A/B^		Group C^	
	Fee Unit	Base Cost	Cost Per S.F. Between Thresholds	Base Cost	Cost Per S.F. Between Thresholds

I-2 : Institutional, Hospitals, Nursing Homes

Square Footage:	1,000	per project		\$ 3,646.56	\$ 0.62
	4,000	per project		\$ 5,510.84	\$ 0.32
	10,000	per project		\$ 7,458.59	\$ 0.17
	20,000	per project		\$ 9,128.09	\$ 0.13
	50,000	per project		\$13,023.60	\$ 0.26

I-3 : Institutional, Restrained

Square Footage:	5,000	per project		\$ 5,118.25	\$ 0.18
	20,000	per project		\$ 7,752.87	\$ 0.09
	50,000	per project		\$10,505.46	\$ 0.05
	100,000	per project		\$12,864.82	\$ 0.04
	250,000	per project		\$18,369.99	\$ 0.07

B : Offices, etc. - Complete

Square Footage:	500	per project	\$ 1,752.23	\$ 0.58	\$ 1,534.76	\$ 0.51
	2,000	per project	\$ 2,625.51	\$ 0.40	\$ 2,293.64	\$ 0.26
	5,000	per project	\$ 3,837.46	\$ 0.17	\$ 3,086.51	\$ 0.14
	10,000	per project	\$ 4,686.96	\$ 0.13	\$ 3,766.11	\$ 0.11
	25,000	per project	\$ 6,669.12	\$ 0.27	\$ 5,351.84	\$ 0.21

B : Offices (High Rise)

Square Footage:	5,000	per project	\$ 4,614.24	\$ 0.16		
	20,000	per project	\$ 6,986.57	\$ 0.11		
	50,000	per project	\$10,278.92	\$ 0.05		
	100,000	per project	\$12,586.64	\$ 0.04		
	250,000	per project	\$17,971.33	\$ 0.07		

B : Medical Offices

Square Footage:	500	per project	\$ 2,047.64	\$ 0.69	\$ 1,726.24	\$ 0.57
	2,000	per project	\$ 3,075.65	\$ 0.48	\$ 2,585.36	\$ 0.30
	5,000	per project	\$ 4,502.34	\$ 0.20	\$ 3,482.94	\$ 0.15
	10,000	per project	\$ 5,502.35	\$ 0.16	\$ 4,252.30	\$ 0.12
	25,000	per project	\$ 7,835.71	\$ 0.31	\$ 6,047.46	\$ 0.24

^ Adjusted on July 1 annually, beginning July 1, 2021, based on the 12 month percentage change in the U.S. Bureau of Labor Statistics Consumer Price Index (CPI) (Urban Wage Earners and Clerical Workers for the San Francisco-Oakland-Hayward area), for the most current month that data is available.

**CITY OF FRESNO
MASTER FEE SCHEDULE**

PLANNING & DEVELOPMENT - BUILDING FEES

**Plan Check & Inspection / Permit fees for New Construction, Commercial Tenant Improvements & Residential Additions
PLAN CHECK AND INSPECTION VARIABLE FEE SCHEDULES FOR NEW CONSTRUCTION**

Fee Tables for New Construction, Additions and Major Remodels - Plan Check continued

560

Occupancy Type and Class	Construction Type	Group A/B^		Group C^	
	Fee Unit	Base Cost	Cost Per S.F. Between Thresholds	Base Cost	Cost Per S.F. Between Thresholds

I-4 : Institutional, Day Care Facilities

Square Footage:	2,000	per project		\$ 2,618.01	\$ 0.22
	8,000	per project		\$ 3,943.91	\$ 0.12
	20,000	per project		\$ 5,329.18	\$ 0.06
	40,000	per project		\$ 6,516.56	\$ 0.05
	100,000	per project		\$ 9,287.09	\$ 0.09

M : Mercantile

Square Footage:	500	per project		\$ 1,616.82	\$ 0.53
	2,000	per project		\$ 2,418.66	\$ 0.28
	5,000	per project		\$ 3,256.41	\$ 0.14
	10,000	per project		\$ 3,974.47	\$ 0.11
	25,000	per project		\$ 5,649.96	\$ 0.23

R-1 : Residential, Hotel, Motel (Low/Mod Rise)

Square Footage:	2,000	per project	\$ 4,030.46	\$ 0.34	\$ 3,148.70	\$ 0.27
	8,000	per project	\$ 6,097.03	\$ 0.24	\$ 4,752.38	\$ 0.14
	20,000	per project	\$ 8,965.03	\$ 0.10	\$ 6,427.87	\$ 0.07
	40,000	per project	\$10,975.31	\$ 0.08	\$ 7,864.00	\$ 0.06
	100,000	per project	\$15,665.97	\$ 0.16	\$11,214.97	\$ 0.11

R-1: Residential, Hotel, Motel (High Rise)

Square Footage:	5,000	per project	\$ 4,891.03	\$ 0.17		
	20,000	per project	\$ 7,408.34	\$ 0.12		
	50,000	per project	\$10,901.89	\$ 0.05		
	100,000	per project	\$13,350.64	\$ 0.04		
	250,000	per project	\$19,064.38	\$ 0.08		

R-2 : Residential, Multifamily (Low/Mod Rise Custom or Model Building)

Square Footage:	500	per project		\$ 2,180.33	\$ 0.73
	2,000	per project		\$ 3,277.14	\$ 0.38
	5,000	per project		\$ 4,423.05	\$ 0.20
	10,000	per project		\$ 5,405.26	\$ 0.15
	25,000	per project		\$ 7,697.09	\$ 0.31

^ Adjusted on July 1 annually, beginning July 1, 2021, based on the 12 month percentage change in the U.S. Bureau of Labor Statistics Consumer Price Index (CPI) (Urban Wage Earners and Clerical Workers for the San Francisco-Oakland-Hayward area), for the most current month that data is available.

**CITY OF FRESNO
MASTER FEE SCHEDULE**

PLANNING & DEVELOPMENT - BUILDING FEES

**Plan Check & Inspection / Permit fees for New Construction, Commercial Tenant Improvements & Residential Additions
PLAN CHECK AND INSPECTION VARIABLE FEE SCHEDULES FOR NEW CONSTRUCTION**

Fee Tables for New Construction, Additions and Major Remodels - Plan Check continued

560

Occupancy Type and Class	Construction Type	Group A/B^		Group C^	
	Fee Unit	Base Cost	Cost Per S.F. Between Thresholds	Base Cost	Cost Per S.F. Between Thresholds

R-2 : Residential, Multifamily (Low/Mod Rise Production/Repeat Building)

Square Footage:	500	per project		\$ 2,043.56	\$ 0.68
	2,000	per project		\$ 3,068.77	\$ 0.36
	5,000	per project		\$ 4,139.89	\$ 0.18
	10,000	per project		\$ 5,057.98	\$ 0.14
	25,000	per project		\$ 7,200.21	\$ 0.29

R-2 : Residential, Multifamily (Custom High Rise Building)

Square Footage:	5,000	per project		\$ 4,653.22	\$ 0.16
	20,000	per project		\$ 7,044.42	\$ 0.08
	50,000	per project		\$ 9,542.69	\$ 0.04
	100,000	per project		\$11,684.07	\$ 0.03
	250,000	per project		\$16,680.61	\$ 0.07

R-4 : Residential, Care/Assisted Living Facilities

Square Footage:	500	per project		\$ 2,519.54	\$ 0.85
	2,000	per project		\$ 3,793.89	\$ 0.44
	5,000	per project		\$ 5,125.30	\$ 0.23
	10,000	per project		\$ 6,266.52	\$ 0.18
	25,000	per project		\$ 8,929.34	\$ 0.36

S-1 : Repair Garage & Service St (Including Canopy)

Square Footage:	500	per project	\$ 1,753.74	\$ 0.58	\$ 1,534.76	\$ 0.51
	2,000	per project	\$ 2,627.81	\$ 0.40	\$ 2,293.64	\$ 0.26
	5,000	per project	\$ 3,840.86	\$ 0.17	\$ 3,086.51	\$ 0.14
	10,000	per project	\$ 4,691.13	\$ 0.13	\$ 3,766.11	\$ 0.11
	25,000	per project	\$ 6,675.09	\$ 0.27	\$ 5,351.84	\$ 0.21

S-1 : Storage, Moderate Hazard

Square Footage:	1,000	per project	\$ 1,519.22	\$ 0.25	\$ 1,332.33	\$ 0.22
	4,000	per project	\$ 2,270.46	\$ 0.17	\$ 1,985.26	\$ 0.11
	10,000	per project	\$ 3,313.04	\$ 0.07	\$ 2,667.42	\$ 0.06
	20,000	per project	\$ 4,043.82	\$ 0.06	\$ 3,252.13	\$ 0.05
	50,000	per project	\$ 5,748.97	\$ 0.11	\$ 4,616.46	\$ 0.09

^ Adjusted on July 1 annually, beginning July 1, 2021, based on the 12 month percentage change in the U.S. Bureau of Labor Statistics Consumer Price Index (CPI) (Urban Wage Earners and Clerical Workers for the San Francisco-Oakland-Hayward area), for the most current month that data is available.

**CITY OF FRESNO
MASTER FEE SCHEDULE**

PLANNING & DEVELOPMENT - BUILDING FEES

**Plan Check & Inspection / Permit fees for New Construction, Commercial Tenant Improvements & Residential Additions
PLAN CHECK AND INSPECTION VARIABLE FEE SCHEDULES FOR NEW CONSTRUCTION**

Fee Tables for New Construction, Additions and Major Remodels - Plan Check continued

560

Occupancy Type and Class		Construction Type	Group A/B^		Group C^	
		Fee Unit	Base Cost	Cost Per S.F. Between Thresholds	Base Cost	Cost Per S.F. Between Thresholds
S-2 : Storage, Low Hazard						
Square Footage:	1,000	per project	\$ 1,047.67	\$ 0.17	\$ 922.01	\$ 0.15
	4,000	per project	\$ 1,551.93	\$ 0.12	\$ 1,360.16	\$ 0.08
	10,000	per project	\$ 2,251.74	\$ 0.05	\$ 1,817.93	\$ 0.04
	20,000	per project	\$ 2,742.25	\$ 0.04	\$ 2,210.30	\$ 0.03
	50,000	per project	\$ 3,886.80	\$ 0.08	\$ 3,125.83	\$ 0.06
S-2 : Parking Garage						
Square Footage:	2,000	per project	\$ 5,730.96	\$ 0.49	\$ 4,806.40	\$ 0.41
	8,000	per project	\$ 8,688.21	\$ 0.34	\$ 7,277.79	\$ 0.22
	20,000	per project	\$12,792.30	\$ 0.14	\$ 9,859.84	\$ 0.11
	40,000	per project	\$15,669.01	\$ 0.11	\$12,073.02	\$ 0.09
	100,000	per project	\$22,381.31	\$ 0.22	\$17,237.11	\$ 0.17
U-1 : Garage, Carport						
Square Footage:	333	per project			\$ 456.01	\$ 0.63
	667	per project			\$ 665.07	\$ 0.66
	1,000	per project			\$ 883.48	\$ 0.28
	1,667	per project			\$ 1,070.69	\$ 0.52
	2,500	per project			\$ 1,507.51	\$ 0.60
SHELL : Shell Buildings, All Occupancy Types						
Square Footage:	1,000	per project			\$ 1,523.82	\$ 0.25
	4,000	per project			\$ 2,276.97	\$ 0.13
	10,000	per project			\$ 3,063.86	\$ 0.07
	20,000	per project			\$ 3,738.32	\$ 0.05
	50,000	per project			\$ 5,312.09	\$ 0.11
R-3 : Residential, One or Two-Family (Custom)						
Square Footage:	1,000	per project			\$ 498.37	\$ 0.06
	2,000	per project			\$ 555.01	\$ 0.17
	3,000	per project			\$ 724.90	\$ 0.11
	5,000	per project			\$ 951.44	\$ 0.10
	7,500	per project			\$ 1,211.95	\$ 0.16

^ Adjusted on July 1 annually, beginning July 1, 2021, based on the 12 month percentage change in the U.S. Bureau of Labor Statistics Consumer Price Index (CPI) (Urban Wage Earners and Clerical Workers for the San Francisco-Oakland-Hayward area), for the most current month that data is available.

**CITY OF FRESNO
MASTER FEE SCHEDULE**

PLANNING & DEVELOPMENT - BUILDING FEES

**Plan Check & Inspection / Permit fees for New Construction, Commercial Tenant Improvements & Residential Additions
PLAN CHECK AND INSPECTION VARIABLE FEE SCHEDULES FOR NEW CONSTRUCTION**

Fee Tables for New Construction, Additions and Major Remodels - Plan Check continued

560

Occupancy Type and Class	Construction Type	Group A/B^		Group C^	
	Fee Unit	Base Cost	Cost Per S.F. Between Thresholds	Base Cost	Cost Per S.F. Between Thresholds

R-3 : Residential, One or Two-Family (Master Plan)

Square Footage:	1,000	per project		\$ 519.20	\$ 0.06
	2,000	per project		\$ 574.87	\$ 0.17
	3,000	per project		\$ 741.89	\$ 0.11
	5,000	per project		\$ 964.59	\$ 0.10
	7,500	per project		\$ 1,220.69	\$ 0.16

R-3 : Residential, One or Two-Family (Production/Repeat/Standard Plan Infill)

Square Footage:	1,000	per project		\$ 29.95	\$ 0.00
	2,000	per project		\$ 33.79	\$ 0.01
	3,000	per project		\$ 45.31	\$ 0.01
	5,000	per project		\$ 60.66	\$ 0.01
	7,500	per project		\$ 78.33	\$ 0.01

R-Addition : Residential - Room Addition

Square Footage:	167	per project		\$ 213.86	\$ 0.12
	333	per project		\$ 234.02	\$ 0.36
	500	per project		\$ 294.49	\$ 0.24
	833	per project		\$ 375.12	\$ 0.22
	1,250	per project		\$ 467.85	\$ 0.37

CALT-A : Comm. Alteration - Restaurants

Square Footage:	300	per project		\$ 1,359.69	\$ 0.74
	1,200	per project		\$ 2,026.93	\$ 0.39
	3,000	per project		\$ 2,724.06	\$ 0.20
	6,000	per project		\$ 3,321.59	\$ 0.15
	15,000	per project		\$ 4,715.83	\$ 0.31

CALT-A : Comm. Alteration - All Other A Occupancies

Square Footage:	500	per project		\$ 1,195.56	\$ 0.39
	2,000	per project		\$ 1,776.89	\$ 0.20
	5,000	per project		\$ 2,384.26	\$ 0.10
	10,000	per project		\$ 2,904.85	\$ 0.08
	25,000	per project		\$ 4,119.58	\$ 0.16

^ Adjusted on July 1 annually, beginning July 1, 2021, based on the 12 month percentage change in the U.S. Bureau of Labor Statistics Consumer Price Index (CPI) (Urban Wage Earners and Clerical Workers for the San Francisco-Oakland-Hayward area), for the most current month that data is available.

**CITY OF FRESNO
MASTER FEE SCHEDULE**

PLANNING & DEVELOPMENT - BUILDING FEES

**Plan Check & Inspection / Permit fees for New Construction, Commercial Tenant Improvements & Residential Additions
PLAN CHECK AND INSPECTION VARIABLE FEE SCHEDULES FOR NEW CONSTRUCTION**

Fee Tables for New Construction, Additions and Major Remodels - Plan Check continued

560

Occupancy Type and Class	Construction Type	Group A/B^		Group C^	
	Fee Unit	Base Cost	Cost Per S.F. Between Thresholds	Base Cost	Cost Per S.F. Between Thresholds

CALT-B : Comm. Alteration - Offices/Business

Square Footage:	500	per project		\$ 1,080.67	\$ 0.35
	2,000	per project		\$ 1,601.86	\$ 0.18
	5,000	per project		\$ 2,146.40	\$ 0.09
	10,000	per project		\$ 2,613.14	\$ 0.07
	25,000	per project		\$ 3,702.21	\$ 0.15

CALT-B : Comm. Alteration - Medical Offices

Square Footage:	500	per project		\$ 1,354.22	\$ 0.44
	2,000	per project		\$ 2,018.60	\$ 0.23
	5,000	per project		\$ 2,712.73	\$ 0.12
	10,000	per project		\$ 3,307.70	\$ 0.09
	25,000	per project		\$ 4,695.96	\$ 0.19

CALT-M : Comm. Alteration - Mercantile

Square Footage:	500	per project		\$ 1,080.67	\$ 0.35
	2,000	per project		\$ 1,601.86	\$ 0.18
	5,000	per project		\$ 2,146.40	\$ 0.09
	10,000	per project		\$ 2,613.14	\$ 0.07
	25,000	per project		\$ 3,702.21	\$ 0.15

CALT : Comm. Alteration - All Other Occupancy Types

Square Footage:	500	per project		\$ 1,146.32	\$ 0.37
	2,000	per project		\$ 1,701.88	\$ 0.19
	5,000	per project		\$ 2,282.32	\$ 0.10
	10,000	per project		\$ 2,779.83	\$ 0.08
	25,000	per project		\$ 3,940.71	\$ 0.16

^ Adjusted on July 1 annually, beginning July 1, 2021, based on the 12 month percentage change in the U.S. Bureau of Labor Statistics Consumer Price Index (CPI) (Urban Wage Earners and Clerical Workers for the San Francisco-Oakland-Hayward area), for the most current month that data is available.

**CITY OF FRESNO
MASTER FEE SCHEDULE**

PLANNING & DEVELOPMENT - BUILDING FEES

**Plan Check & Inspection / Permit fees for New Construction, Commercial Tenant Improvements & Residential Additions
PLAN CHECK AND INSPECTION VARIABLE FEE SCHEDULES FOR NEW CONSTRUCTION**

Fee Tables for New Construction, Additions and Major Remodels - Inspection

560

Occupancy Type and Class	Construction Type		Group A/B^		Group C^	
	Fee Unit		Base Cost	Cost Per S.F. Between Thresholds	Base Cost	Cost Per S.F. Between Thresholds
A-1 : Assembly, Theatres, with Stage						
Square Footage:	1,000	per project			\$ 2,283.33	\$ 0.07
	4,000	per project			\$ 2,494.75	\$ 0.31
	10,000	per project			\$ 4,334.10	\$ 0.13
	20,000	per project			\$ 5,602.62	\$ 0.14
	50,000	per project			\$ 9,788.72	\$ 0.20
A-1 : Assembly, Theatres, without Stage						
Square Footage:	1,000	per project			\$ 2,276.83	\$ 0.07
	4,000	per project			\$ 2,487.64	\$ 0.31
	10,000	per project			\$ 4,321.75	\$ 0.13
	20,000	per project			\$ 5,586.65	\$ 0.14
	50,000	per project			\$ 9,760.83	\$ 0.20
A-2 : Assembly, Nightclubs, Bars, Restaurants, Banquet Halls						
Square Footage:	750	per project			\$ 1,509.21	\$ 0.11
	2,000	per project			\$ 1,648.95	\$ 0.41
	5,000	per project			\$ 2,864.70	\$ 0.17
	10,000	per project			\$ 3,703.15	\$ 0.18
	25,000	per project			\$ 6,470.04	\$ 0.26
A-3 : Assembly, Churches and Religious Buildings						
Square Footage:	1,000	per project			\$ 2,309.35	\$ 0.07
	4,000	per project			\$ 2,523.18	\$ 0.31
	10,000	per project			\$ 4,383.49	\$ 0.13
	20,000	per project			\$ 5,666.46	\$ 0.14
	50,000	per project			\$ 9,900.28	\$ 0.20
A-3 : Assembly, General, Community Halls, Libraries, Museums						
Square Footage:	1,000	per project			\$ 1,919.04	\$ 0.06
	4,000	per project			\$ 2,096.73	\$ 0.26
	10,000	per project			\$ 3,642.62	\$ 0.11
	20,000	per project			\$ 4,708.75	\$ 0.12
	50,000	per project			\$ 8,226.99	\$ 0.16

^ Adjusted on July 1 annually, beginning July 1, 2021, based on the 12 month percentage change in the U.S. Bureau of Labor Statistics Consumer Price Index (CPI) (Urban Wage Earners and Clerical Workers for the San Francisco-Oakland-Hayward area), for the most current month that data is available.

**CITY OF FRESNO
MASTER FEE SCHEDULE**

PLANNING & DEVELOPMENT - BUILDING FEES

**Plan Check & Inspection / Permit fees for New Construction, Commercial Tenant Improvements & Residential Additions
PLAN CHECK AND INSPECTION VARIABLE FEE SCHEDULES FOR NEW CONSTRUCTION**

Fee Tables for New Construction, Additions and Major Remodels - Inspection continued

560

Occupancy Type and Class	Construction Type	Group A/B^		Group C^	
	Fee Unit	Base Cost	Cost Per S.F. Between Thresholds	Base Cost	Cost Per S.F. Between Thresholds

A-4 / A-5 : Assembly, Arenas

Square Footage:	2,000	per project		\$ 2,719.18	\$ 0.04
	8,000	per project		\$ 2,970.96	\$ 0.18
	20,000	per project		\$ 5,161.41	\$ 0.08
	40,000	per project		\$ 6,672.06	\$ 0.08
	100,000	per project		\$11,657.23	\$ 0.12

E : Educational Building

Square Footage:	2,000	per project		\$ 2,374.40	\$ 0.04
	8,000	per project		\$ 2,594.26	\$ 0.16
	20,000	per project		\$ 4,506.97	\$ 0.07
	40,000	per project		\$ 5,826.08	\$ 0.07
	100,000	per project		\$10,179.16	\$ 0.10

F-1 / F-2 : Factory and Industrial (Low and Moderate Hazard)

Square Footage:	1,000	per project	\$ 2,139.15	\$ 0.06	\$ 1,788.93	\$ 0.06
	4,000	per project	\$ 2,328.61	\$ 0.35	\$ 1,954.58	\$ 0.24
	10,000	per project	\$ 4,414.36	\$ 0.13	\$ 3,395.66	\$ 0.10
	20,000	per project	\$ 5,706.12	\$ 0.14	\$ 4,389.51	\$ 0.11
	50,000	per project	\$ 9,968.91	\$ 0.20	\$ 7,669.23	\$ 0.15

H : All H Occupancies

Square Footage:	500	per project	\$ 2,108.03	\$ 0.12	\$ 1,762.91	\$ 0.11
	2,000	per project	\$ 2,294.73	\$ 0.69	\$ 1,926.15	\$ 0.47
	5,000	per project	\$ 4,350.15	\$ 0.25	\$ 3,346.27	\$ 0.20
	10,000	per project	\$ 5,623.12	\$ 0.28	\$ 4,325.67	\$ 0.22
	25,000	per project	\$ 9,823.91	\$ 0.39	\$ 7,557.67	\$ 0.30

I-1 : Institutional, Supervised Environment

Square Footage:	1,000	per project		\$ 1,366.10	\$ 0.04
	4,000	per project		\$ 1,492.59	\$ 0.18
	10,000	per project		\$ 2,593.05	\$ 0.08
	20,000	per project		\$ 3,351.99	\$ 0.08
	50,000	per project		\$ 5,856.50	\$ 0.12

^ Adjusted on July 1 annually, beginning July 1, 2021, based on the 12 month percentage change in the U.S. Bureau of Labor Statistics Consumer Price Index (CPI) (Urban Wage Earners and Clerical Workers for the San Francisco-Oakland-Hayward area), for the most current month that data is available.

**CITY OF FRESNO
MASTER FEE SCHEDULE**

PLANNING & DEVELOPMENT - BUILDING FEES

**Plan Check & Inspection / Permit fees for New Construction, Commercial Tenant Improvements & Residential Additions
PLAN CHECK AND INSPECTION VARIABLE FEE SCHEDULES FOR NEW CONSTRUCTION**

Fee Tables for New Construction, Additions and Major Remodels - Inspection continued

560

Occupancy Type and Class	Construction Type	Group A/B^		Group C^	
	Fee Unit	Base Cost	Cost Per S.F. Between Thresholds	Base Cost	Cost Per S.F. Between Thresholds

I-2 : Institutional, Hospitals, Nursing Homes

Square Footage:	1,000	per project		\$ 800.14	\$ 0.02
	4,000	per project		\$ 874.23	\$ 0.11
	10,000	per project		\$ 1,518.79	\$ 0.04
	20,000	per project		\$ 1,963.31	\$ 0.05
	50,000	per project		\$ 3,430.24	\$ 0.07

I-3 : Institutional, Restrained

Square Footage:	5,000	per project		\$ 1,092.88	\$ 0.01
	20,000	per project		\$ 1,194.07	\$ 0.03
	50,000	per project		\$ 2,074.44	\$ 0.01
	100,000	per project		\$ 2,681.59	\$ 0.01
	250,000	per project		\$ 4,685.20	\$ 0.02

B : Offices, etc. - Complete

Square Footage:	500	per project	\$ 1,533.60	\$ 0.09	\$ 1,333.57	\$ 0.08
	2,000	per project	\$ 1,669.43	\$ 0.50	\$ 1,457.05	\$ 0.36
	5,000	per project	\$ 3,164.76	\$ 0.19	\$ 2,531.31	\$ 0.15
	10,000	per project	\$ 4,090.85	\$ 0.20	\$ 3,272.18	\$ 0.16
	25,000	per project	\$ 7,146.94	\$ 0.29	\$ 5,717.06	\$ 0.23

B : Offices (High Rise)

Square Footage:	5,000	per project	\$ 7,970.20	\$ 0.05		
	20,000	per project	\$ 8,676.09	\$ 0.26		
	50,000	per project	\$16,447.35	\$ 0.10		
	100,000	per project	\$21,260.27	\$ 0.11		
	250,000	per project	\$37,142.91	\$ 0.15		

B : Medical Offices

Square Footage:	500	per project	\$ 1,851.34	\$ 0.11	\$ 1,548.24	\$ 0.10
	2,000	per project	\$ 2,015.30	\$ 0.60	\$ 1,691.60	\$ 0.42
	5,000	per project	\$ 3,820.43	\$ 0.22	\$ 2,938.79	\$ 0.17
	10,000	per project	\$ 4,938.38	\$ 0.25	\$ 3,798.93	\$ 0.19
	25,000	per project	\$ 8,627.64	\$ 0.35	\$ 6,637.37	\$ 0.27

^ Adjusted on July 1 annually, beginning July 1, 2021, based on the 12 month percentage change in the U.S. Bureau of Labor Statistics Consumer Price Index (CPI) (Urban Wage Earners and Clerical Workers for the San Francisco-Oakland-Hayward area), for the most current month that data is available.

**CITY OF FRESNO
MASTER FEE SCHEDULE**

PLANNING & DEVELOPMENT - BUILDING FEES

**Plan Check & Inspection / Permit fees for New Construction, Commercial Tenant Improvements & Residential Additions
PLAN CHECK AND INSPECTION VARIABLE FEE SCHEDULES FOR NEW CONSTRUCTION**

Fee Tables for New Construction, Additions and Major Remodels - Inspection continued

560

Occupancy Type and Class	Construction Type	Group A/B^		Group C^	
	Fee Unit	Base Cost	Cost Per S.F. Between Thresholds	Base Cost	Cost Per S.F. Between Thresholds

I-4 : Institutional, Day Care Facilities

Square Footage:	2,000	per project		\$ 2,790.74	\$ 0.04
	8,000	per project		\$ 3,049.14	\$ 0.19
	20,000	per project		\$ 5,297.23	\$ 0.08
	40,000	per project		\$ 6,847.64	\$ 0.09
	100,000	per project		\$11,963.99	\$ 0.12

M : Mercantile

Square Footage:	500	per project		\$ 1,288.03	\$ 0.08
	2,000	per project		\$ 1,407.29	\$ 0.35
	5,000	per project		\$ 2,444.88	\$ 0.14
	10,000	per project		\$ 3,160.45	\$ 0.16
	25,000	per project		\$ 5,521.84	\$ 0.22

R-1 : Residential, Hotel, Motel (Low/Mod Rise)

Square Footage:	2,000	per project	\$ 6,911.09	\$ 0.10	\$ 5,366.80	\$ 0.08
	8,000	per project	\$ 7,523.19	\$ 0.56	\$ 5,863.73	\$ 0.36
	20,000	per project	\$14,261.78	\$ 0.21	\$10,186.99	\$ 0.15
	40,000	per project	\$18,435.15	\$ 0.23	\$13,168.54	\$ 0.16
	100,000	per project	\$32,207.25	\$ 0.32	\$23,007.68	\$ 0.23

R-1: Residential, Hotel, Motel (High Rise)

Square Footage:	5,000	per project	\$ 9,861.02	\$ 0.06		
	20,000	per project	\$10,734.38	\$ 0.32		
	50,000	per project	\$20,349.28	\$ 0.12		
	100,000	per project	\$26,304.00	\$ 0.13		
	250,000	per project	\$45,954.59	\$ 0.18		

R-2 : Residential, Multifamily (Low/Mod Rise Custom or Model Building)

Square Footage:	500	per project		\$ 3,903.13	\$ 0.24
	2,000	per project		\$ 4,264.53	\$ 1.05
	5,000	per project		\$ 7,408.72	\$ 0.43
	10,000	per project		\$ 9,577.12	\$ 0.48
	25,000	per project		\$16,732.86	\$ 0.67

^ Adjusted on July 1 annually, beginning July 1, 2021, based on the 12 month percentage change in the U.S. Bureau of Labor Statistics Consumer Price Index (CPI) (Urban Wage Earners and Clerical Workers for the San Francisco-Oakland-Hayward area), for the most current month that data is available.

**CITY OF FRESNO
MASTER FEE SCHEDULE**

PLANNING & DEVELOPMENT - BUILDING FEES

**Plan Check & Inspection / Permit fees for New Construction, Commercial Tenant Improvements & Residential Additions
PLAN CHECK AND INSPECTION VARIABLE FEE SCHEDULES FOR NEW CONSTRUCTION**

Fee Tables for New Construction, Additions and Major Remodels - Inspection continued

560

Occupancy Type and Class	Construction Type	Group A/B^		Group C^	
	Fee Unit	Base Cost	Cost Per S.F. Between Thresholds	Base Cost	Cost Per S.F. Between Thresholds

R-2 : Residential, Multifamily (Low/Mod Rise Production/Repeat Building)

Square Footage:	500	per project		\$ 2,979.39	\$ 0.18
	2,000	per project		\$ 3,255.26	\$ 0.80
	5,000	per project		\$ 5,655.32	\$ 0.33
	10,000	per project		\$ 7,310.54	\$ 0.36
	25,000	per project		\$12,772.75	\$ 0.51

R-2 : Residential, Multifamily (Custom High Rise Building)

Square Footage:	5,000	per project		\$10,421.35	\$ 0.06
	20,000	per project		\$11,386.30	\$ 0.28
	50,000	per project		\$19,781.28	\$ 0.12
	100,000	per project		\$25,570.92	\$ 0.13
	250,000	per project		\$44,676.73	\$ 0.18

R-4 : Residential, Care/Assisted Living Facilities

Square Footage:	500	per project		\$ 2,374.40	\$ 0.15
	2,000	per project		\$ 2,594.26	\$ 0.64
	5,000	per project		\$ 4,506.97	\$ 0.26
	10,000	per project		\$ 5,826.08	\$ 0.29
	25,000	per project		\$10,179.16	\$ 0.41

S-1 : Repair Garage & Service St (Including Canopy)

Square Footage:	500	per project	\$ 1,525.83	\$ 0.09	\$ 1,327.06	\$ 0.08
	2,000	per project	\$ 1,660.96	\$ 0.50	\$ 1,449.94	\$ 0.36
	5,000	per project	\$ 3,148.70	\$ 0.18	\$ 2,518.96	\$ 0.15
	10,000	per project	\$ 4,070.10	\$ 0.20	\$ 3,256.22	\$ 0.16
	25,000	per project	\$ 7,110.69	\$ 0.28	\$ 5,689.17	\$ 0.23

S-1 : Storage, Moderate Hazard

Square Footage:	1,000	per project	\$ 1,473.77	\$ 0.04	\$ 1,281.53	\$ 0.04
	4,000	per project	\$ 1,604.30	\$ 0.24	\$ 1,400.19	\$ 0.17
	10,000	per project	\$ 3,041.28	\$ 0.09	\$ 2,432.53	\$ 0.07
	20,000	per project	\$ 3,931.24	\$ 0.10	\$ 3,144.49	\$ 0.08
	50,000	per project	\$ 6,868.09	\$ 0.14	\$ 5,493.96	\$ 0.11

^ Adjusted on July 1 annually, beginning July 1, 2021, based on the 12 month percentage change in the U.S. Bureau of Labor Statistics Consumer Price Index (CPI) (Urban Wage Earners and Clerical Workers for the San Francisco-Oakland-Hayward area), for the most current month that data is available.

**CITY OF FRESNO
MASTER FEE SCHEDULE**

PLANNING & DEVELOPMENT - BUILDING FEES

**Plan Check & Inspection / Permit fees for New Construction, Commercial Tenant Improvements & Residential Additions
PLAN CHECK AND INSPECTION VARIABLE FEE SCHEDULES FOR NEW CONSTRUCTION**

Fee Tables for New Construction, Additions and Major Remodels - Inspection continued

560

Occupancy Type and Class		Construction Type	Group A/B^		Group C^	
		Fee Unit	Base Cost	Cost Per S.F. Between Thresholds	Base Cost	Cost Per S.F. Between Thresholds
S-2 : Storage, Low Hazard						
Square Footage:	1,000	per project	\$ 1,361.28	\$ 0.04	\$ 1,183.95	\$ 0.04
	4,000	per project	\$ 1,481.84	\$ 0.22	\$ 1,293.57	\$ 0.16
	10,000	per project	\$ 2,809.14	\$ 0.08	\$ 2,247.31	\$ 0.07
	20,000	per project	\$ 3,631.17	\$ 0.09	\$ 2,905.06	\$ 0.07
	50,000	per project	\$ 6,343.85	\$ 0.13	\$ 5,075.63	\$ 0.10
S-2 : Parking Garage						
Square Footage:	2,000	per project	\$ 3,648.22	\$ 0.05	\$ 3,050.95	\$ 0.05
	8,000	per project	\$ 3,971.33	\$ 0.30	\$ 3,333.44	\$ 0.20
	20,000	per project	\$ 7,528.49	\$ 0.11	\$ 5,791.15	\$ 0.08
	40,000	per project	\$ 9,731.52	\$ 0.12	\$ 7,486.12	\$ 0.09
	100,000	per project	\$17,001.53	\$ 0.17	\$13,079.52	\$ 0.13
U-1 : Garage, Carport						
Square Footage:	333	per project			\$ 214.67	\$ 0.06
	667	per project			\$ 234.55	\$ 0.52
	1,000	per project			\$ 407.48	\$ 0.18
	1,667	per project			\$ 526.74	\$ 0.47
	2,500	per project			\$ 920.31	\$ 0.37
SHELL : Shell Buildings, All Occupancy Types						
Square Footage:	1,000	per project			\$ 1,170.94	\$ 0.04
	4,000	per project			\$ 1,279.36	\$ 0.16
	10,000	per project			\$ 2,222.62	\$ 0.07
	20,000	per project			\$ 2,873.14	\$ 0.07
	50,000	per project			\$ 5,019.86	\$ 0.10
R-3 : Residential, One or Two-Family (Custom)						
Square Footage:	1,000	per project			\$ 1,617.57	\$ 0.11
	2,000	per project			\$ 1,728.70	\$ 0.31
	3,000	per project			\$ 2,037.40	\$ 0.20
	5,000	per project			\$ 2,444.88	\$ 0.35
	7,500	per project			\$ 3,321.57	\$ 0.44

^ Adjusted on July 1 annually, beginning July 1, 2021, based on the 12 month percentage change in the U.S. Bureau of Labor Statistics Consumer Price Index (CPI) (Urban Wage Earners and Clerical Workers for the San Francisco-Oakland-Hayward area), for the most current month that data is available.

**CITY OF FRESNO
MASTER FEE SCHEDULE**

PLANNING & DEVELOPMENT - BUILDING FEES

**Plan Check & Inspection / Permit fees for New Construction, Commercial Tenant Improvements & Residential Additions
PLAN CHECK AND INSPECTION VARIABLE FEE SCHEDULES FOR NEW CONSTRUCTION**

Fee Tables for New Construction, Additions and Major Remodels - Inspection continued

560

Occupancy Type and Class	Construction Type	Group A/B^		Group C^	
	Fee Unit	Base Cost	Cost Per S.F. Between Thresholds	Base Cost	Cost Per S.F. Between Thresholds

R-3 : Residential, One or Two-Family (Production/Repeat/Standard Plan Infill)

Square Footage:	1,000	per project		\$ 1,097.99	\$ 0.08
	2,000	per project		\$ 1,173.42	\$ 0.21
	3,000	per project		\$ 1,382.96	\$ 0.14
	5,000	per project		\$ 1,659.55	\$ 0.24
	7,500	per project		\$ 2,254.64	\$ 0.30

R-Addition : Residential - Room Addition

Square Footage:	167	per project		\$ 735.26	\$ 0.30
	333	per project		\$ 785.77	\$ 0.84
	500	per project		\$ 926.09	\$ 0.56
	833	per project		\$ 1,111.31	\$ 0.96
	1,250	per project		\$ 1,509.81	\$ 1.21

CALT-A : Comm. Alteration - Restaurants

Square Footage:	300	per project		\$ 1,327.06	\$ 0.14
	1,200	per project		\$ 1,449.94	\$ 0.59
	3,000	per project		\$ 2,518.96	\$ 0.25
	6,000	per project		\$ 3,256.22	\$ 0.27
	15,000	per project		\$ 5,689.17	\$ 0.38

CALT-A : Comm. Alteration - All Other A Occupancies

Square Footage:	500	per project		\$ 1,092.88	\$ 0.07
	2,000	per project		\$ 1,194.07	\$ 0.29
	5,000	per project		\$ 2,074.44	\$ 0.12
	10,000	per project		\$ 2,681.59	\$ 0.13
	25,000	per project		\$ 4,685.20	\$ 0.19

CALT-B : Comm. Alteration - Offices/Business

Square Footage:	500	per project		\$ 1,092.88	\$ 0.07
	2,000	per project		\$ 1,194.07	\$ 0.29
	5,000	per project		\$ 2,074.44	\$ 0.12
	10,000	per project		\$ 2,681.59	\$ 0.13
	25,000	per project		\$ 4,685.20	\$ 0.19

^ Adjusted on July 1 annually, beginning July 1, 2021, based on the 12 month percentage change in the U.S. Bureau of Labor Statistics Consumer Price Index (CPI) (Urban Wage Earners and Clerical Workers for the San Francisco-Oakland-Hayward area), for the most current month that data is available.

**CITY OF FRESNO
MASTER FEE SCHEDULE**

PLANNING & DEVELOPMENT - BUILDING FEES

**Plan Check & Inspection / Permit fees for New Construction, Commercial Tenant Improvements & Residential Additions
PLAN CHECK AND INSPECTION VARIABLE FEE SCHEDULES FOR NEW CONSTRUCTION**

Fee Tables for New Construction, Additions and Major Remodels - Inspection continued

560

Occupancy Type and Class	Construction Type	Group A/B^		Group C^	
	Fee Unit	Base Cost	Cost Per S.F. Between Thresholds	Base Cost	Cost Per S.F. Between Thresholds

CALT-B : Comm. Alteration - Medical Offices

Square Footage:	500	per project		\$ 1,222.98	\$ 0.08
	2,000	per project		\$ 1,336.22	\$ 0.33
	5,000	per project		\$ 2,321.40	\$ 0.14
	10,000	per project		\$ 3,000.83	\$ 0.15
	25,000	per project		\$ 5,242.96	\$ 0.21

CALT-M : Comm. Alteration - Mercantile

Square Footage:	500	per project		\$ 1,203.46	\$ 0.07
	2,000	per project		\$ 1,314.90	\$ 0.32
	5,000	per project		\$ 2,284.35	\$ 0.13
	10,000	per project		\$ 2,952.95	\$ 0.15
	25,000	per project		\$ 5,159.30	\$ 0.21

CALT : Comm. Alteration - All Other Occupancy Types

Square Footage:	500	per project		\$ 1,183.95	\$ 0.07
	2,000	per project		\$ 1,293.57	\$ 0.32
	5,000	per project		\$ 2,247.31	\$ 0.13
	10,000	per project		\$ 2,905.06	\$ 0.14
	25,000	per project		\$ 5,075.63	\$ 0.20

^ Adjusted on July 1 annually, beginning July 1, 2021, based on the 12 month percentage change in the U.S. Bureau of Labor Statistics Consumer Price Index (CPI) (Urban Wage Earners and Clerical Workers for the San Francisco-Oakland-Hayward area), for the most current month that data is available.

CITY OF FRESNO MASTER FEE SCHEDULE

PLANNING & DEVELOPMENT - BUILDING FEES

MISCELLANEOUS ITEMS, including RESIDENTIAL REMODELS & MINOR ALTERATIONS

REMODELS & MINOR ALTERATIONS are listed in the following table.

Note: Also see Planning and Development Section of Fire Department Fees for Fire Related Plan Check and Permit/Inspection Fees

<u>Fee Description & Unit/Time</u>	<u>Plan Check Fee \$^</u>	<u>Inspect Fee \$^</u>	<u>Amnd</u>
Application Pre-Inspection	56.23		
Cellular/Mobile Phone, w/o Equipment Shelter	622.70	580.01	
Cellular Tower with Equipment Shelter	830.96	815.34	
Change of Occupancy Inspection	28.12	1,123.56	
Deck / Patio (non-engineered)	197.85	221.80	
Deck / Patio (engineered)	557.10	221.80	
Demolition - Residential	85.39	160.36	
Demolition - MultiFamily/Commercial	85.39	185.35	
Fence or Wall (wood, chain link, wrought iron)			
>6 feet in height, 1st 100 lf	197.85	147.86	
Each additional 100 lf	0.00	147.86	
Fence or Freestanding Wall (masonry / garden)			
City Standard, 1st 100 l.f.	141.62	271.78	
Each additional 100 lf	0.00	210.34	
Engineered Wall, 1st 100 lf	197.85	221.80	
Each additional 100 lf	0.00	86.43	
Flag pole (greater than 6 feet in height)	197.85	86.43	
Grading (Cut and Fill) - Plan Check + As-Grade			
0-100 Cubic Yards (Cut or Fill - whichever is greater)	546.68	N/A	
101-1,000 CY	660.19	N/A	
1,001-10,000 CY	801.80	N/A	
10,001 CY and over	971.53	N/A	
Residential Remodel			
first 500 s.f.	189.52	407.15	
each additional 500 s.f.	0.00	172.86	
Partition - Commercial, Interior (first 30 l.f.)	197.85	111.42	
each add'l. 30 l.f.	0.00	86.43	
Photovoltaic Systems			
Residential			
First 15kW	141.62	135.37	
Ea. Add'l kW		9.37	
Commercial			
First 50 kW	396.74	370.70	
Ea. Add'l kW up to 250 kW	0.28	2.47	
Ea. Add'l kW over 250 kW	0.39	1.24	
Stucco / Siding Applications - each	28.12	185.35	

560

^ Adjusted on July 1 annually, beginning July 1, 2021, based on the 12 month percentage change in the U.S. Bureau of Labor Statistics Consumer Price Index (CPI) (Urban Wage Earners and Clerical Workers for the San Francisco-Oakland-Hayward area), for the most current month that data is available.

CITY OF FRESNO MASTER FEE SCHEDULE

PLANNING & DEVELOPMENT - BUILDING FEES

MISCELLANEOUS ITEMS, including RESIDENTIAL REMODELS & MINOR ALTERATIONS

REMODELS & MINOR ALTERATIONS are listed in the following table.

Note: Also see Planning and Development Section of Fire Department Fees for Fire Related Plan Check and Permit/Inspection Fees

<u>Fee Description & Unit/Time continued</u>	<u>Plan Check Fee \$^</u>	<u>Inspect Fee \$^</u>	<u>Amnd</u>
---	--------------------------------------	-----------------------------------	--------------------

560

Relocated Building (within City limits)	85.39	518.57	
Residential Tract Update Review	340.51	N/A	
Retaining Wall (concrete or masonry)			
First 50 lf	197.85	160.36	
Each additional 50 lf	0.00	24.99	
Re-roofing			
Composition - no tear off	85.39	48.94	
Other roofs (first 10 squares)	85.39	86.43	
Each additional 10 squares	0.00	24.99	
Signs			
with electric	93.72	111.42	
without electric	150.99	73.93	
Storage Racks			
<8 ft, first 100 lf	113.50	86.43	
each add'l. 100 lf	28.12	61.44	
8 - 12 ft, first 100 lf	113.50	172.86	
8 - 12 ft, ea add'l. 100 lf	28.12	98.92	
>12 ft, first 100 lf	113.50	210.34	
>12 ft, ea. Add'l 100 lf	28.12	123.91	
Swimming Pool / Spa - Residential	85.39	320.72	
Swimming Pool - Standard Plan - Residential	141.62	N/A	
Swimming Pool - Standard Plan - Commercial	169.73	N/A	
Swimming Pool - Other - Commercial	113.50	320.72	

^ Adjusted on July 1 annually, beginning July 1, 2021, based on the 12 month percentage change in the U.S. Bureau of Labor Statistics Consumer Price Index (CPI) (Urban Wage Earners and Clerical Workers for the San Francisco-Oakland-Hayward area), for the most current month that data is available.

**CITY OF FRESNO
MASTER FEE SCHEDULE**

PLANNING & DEVELOPMENT - BUILDING FEES

MISCELLANEOUS ITEMS, including RESIDENTIAL REMODELS & MINOR ALTERATIONS

REMODELS & MINOR ALTERATIONS are listed in the following table.

Note: Also see Planning and Development Section of Fire Department Fees for Fire Related Plan Check and Permit/Inspection Fees

OTHER FEES related to MISCELLANEOUS ITEMS are as follows:

<u>Fee Description & Unit/Time</u>	<u>Current</u>	<u>Amnd</u>
Addendum to Approved Building Construction Plans		560
Minimum		
Hour, 1-hour minimum	169.73 hr*^	
Appeals		560
Applications for Building Commission, Joint Advisory and Appeals Board		
Manager Hour, 1-hour minimum	113.50 hr*^	
Bluff Preservation Soils Report Review		560
Hour, 1-hour minimum	227.00 hr*^	
California Building Standards Commission Permit Surcharge		480
Per Permit Valuation		
1 - 25,000	1.00	
25,001 - 50,000	2.00	
50,001 - 75,000	3.00	
75,001 - 100,000	4.00	
Every 25,000 or fraction thereof above 100,001	Add 1.00	
Consulting/Inspection Services--Special		560
Services requested by applicant shall be over and above regular fees		
During regular business hours.		
Hour, 1-hour minimum	152.03 hr*^	
Other than regular business hours (except Sundays and holidays)		
Hour, 1-hour minimum	172.86 hr*^	
Inspection or consulting service not otherwise listed		
Hour, 1-hour minimum	152.03 hr*^	
County Facilities Impact Fee	paid to County per County Ordinance	505
Fire Fees (for Fire Protection Systems and related Permits/ Inspections/Reports)	See Fire Dept Fees	505
Fire Fees (for Building related Plan Check and Permit/Inspection Fees)	See Planning and Development Section of Fire Department Fees	505
Grading Plan Check and Permit**	per Miscellaneous fee table	505

^ Adjusted on July 1 annually, beginning July 1, 2021, based on the 12 month percentage change in the U.S. Bureau of Labor Statistics Consumer Price Index (CPI) (Urban Wage Earners and Clerical Workers for the San Francisco-Oakland-Hayward area), for the most current month that data is available.

CITY OF FRESNO MASTER FEE SCHEDULE

PLANNING & DEVELOPMENT - BUILDING FEES

OTHER FEES related to MISCELLANEOUS ITEMS are as follows:

<u>Fee Description & Unit/Time</u>	<u>Current</u>	<u>Amnd</u>
General Plan and Related Document Update and Maintenance		552
Surcharge on all Building Permits	12.83%	
Occupancy		560
Certificate of Occupancy / each (Multifamily/Commercial only)	56.23^	
Change of occupancy / per application**	per Miscellaneous fee table	
Change of occupancy (Fire) / per application	See Fire Dept Fees	
Temporary Occupancy		
Cash deposit to guaranty completion	Deposit determined by Director/Designee	
Inspection and processing / per application	56.23^	
Paving Replacement Permit	56.23^	560
Penalty		560
A surcharge will be added for complex/incomplete plans	hrly rate**	
Incorrect address/location given by applicant / per trip)	56.23^	
Premature inspection all (work not ready) / per trip	56.23^	
Reinspection other than entitled calls / per trip	83.30^	
Working without required permit / per permit fee	4 times (max.)	
Relocation/Moving of Building**		560
Application and Preinspection for moving building	Per Miscellaneous fee table	
Bond handling fee / per bond	113.50^	
Bond Requirements		
Performance bond-owner	Determined by Director/Designee	
Building permit (subsequent to relocation)		
Hour, 1-hour minimum	113.50 hr**	
Notice of Intent to Relocate		
Gas shut-off	Set by P.G. & E.	
Notice of Intent to Relocate		
Water shut-off	ok - Coordinate through Planning Division	
Plumbing permit, sewer cap or septic tank	Per MP&E table	

^ Adjusted on July 1 annually, beginning July 1, 2021, based on the 12 month percentage change in the U.S. Bureau of Labor Statistics Consumer Price Index (CPI) (Urban Wage Earners and Clerical Workers for the San Francisco-Oakland-Hayward area), for the most current month that data is available.

**CITY OF FRESNO
MASTER FEE SCHEDULE**

PLANNING & DEVELOPMENT - BUILDING FEES

OTHER FEES related to MISCELLANEOUS ITEMS are as follows:

Fee Description & Unit/Time	Current	Amnd
Relocation/Moving of Building** - continued		560
Street use/housemoving	56.23^	
No-fee written approval any or all	Coordinate approvals	
City General Services Department	through Planning	
City Fire Department	Division	
City Parks and Recreation	"	
City Police Department	"	
City Traffic Engineer	"	
County Engineering Department	"	
Pacific Telephone	"	
Renewals - Permits and Plan Checks		560
Building permit renewal of expired permit		
Standard fee	25%	
Minimum	56.23^	
Plan check renewal of expired plan check		
Standard fee	25%	
Minimum	56.23^	
Scanning Plans		505
8 1/2"x11" / per sheet	0.90	
Greater than 8 1/2"x11" / per sheet	1.80	
Seismic Fee (Strong--Motion Instrumentation and Seismic Hazard Mapping Fee)	Seismic motion fees are established by the Dept. of Conservation, State of California, and are subject to periodic change.	505
Signs (other than those listed in fee table)		560
Banner permit / per permit	96.84^	
Zoning review	See Sign section under Covenants and Special Agreements	
Technology - Entitlement Processing System Update		552
Surcharge on all Building Permits	19.78^	
Temporary Event Structure Permit and Inspection / per hour (i.e. tents, stages, etc.)	123.91^	560
Workers' Compensation Insurance Verification		552
Per transaction	27.00	

* The blended rate for the Building Division (includes fringe and overhead) is \$123.91^ per hour or is the actual hourly of a consultant, if utilized; plus actual extraordinary expenses in either case.

** Permit fees will be reduced by 50 percent for the inner-city areas and limited to inner-city residential use properties only for Inner City-Highway City, Inner City-Pinedale, and Inner City-Herndon Townsite areas.

Fees for relocation within or to an Inner City area will be reduced by 50 percent

^ Adjusted on July 1 annually, beginning July 1, 2021, based on the 12 month percentage change in the U.S. Bureau of Labor Statistics Consumer Price Index (CPI) (Urban Wage Earners and Clerical Workers for the San Francisco-Oakland-Hayward area), for the most current month that data is available.

CITY OF FRESNO MASTER FEE SCHEDULE

PLANNING & DEVELOPMENT - BUILDING FEES

MECHANICAL PLUMBING AND ELECTRICAL - STAND ALONE PROJECTS

- At the discretion of the Development Director/Designee, fee rates may be adjusted, when special circumstances are found to exist, to reflect the actual cost of processing.
- For all building services not listed in the building sections or for services determined by the City Building Official to be beyond the regular effort established in this fee schedule, a \$123.91[^] blended hourly rate applies.

Plan Check & Inspection/Permit Fees for MECHANICAL, PLUMBING AND ELECTRICAL Stand Alone Projects are listed in the following table

Note: Also see Planning and Development Section of Fire Department Fees for Fire Related Plan Check and Permit/Inspection Fees

Fee Description & Unit/Time	Plan Check Fee \$ ^	PlanCheck Fee \$ ^	Amnd
Note: An Administrative Permit Issuance fee will be charged on all projects in the below table.			
ADMINISTRATIVE (BASE) FEES			
Permit Issuance - All projects	22.91		
SIMPLE M,P,E SINGLE OR COMBINATION PERMITS	-	92.68	
Note: Includes any item or combination of items on the lists below for Mechanical, Plumbing, and Electrical			
Simple Mechanical Items:			
Addition to each heating appliance, refrigeration unit, cooling unit, absorption unit, or each heating, cooling, absorption, or evaporative cooling system.	-	92.68	
Air-handling unit, including attached ducts.	-	92.68	
Air-handling unit over 10,000 CFM	-	92.68	
Evaporative cooler	-	92.68	
Ventilation fan connected to a single duct	-	92.68	
Ventilation system (not a portion of heating or a/c system)	-	92.68	
Hood and duct system.	-	92.68	
Other Misc. appliances or equipment.	-	92.68	
Simple Plumbing Items:			
Plumbing fixtures	-	92.68	
Building sewer	-	92.68	
Rainwater systems (per drain)	-	92.68	
Water Heater	-	92.68	
Industrial waste pretreatment interceptor	-	92.68	
Water piping and/or water treating equipment (each)	-	92.68	
Repair or alteration of drainage or vent piping, each fixture	-	92.68	
Each lawn sprinkler system on any one meter - [deleted]	-	92.68	
Backflow devices each unit	-	92.68	
Atmospheric-type vacuum breakers	-	92.68	

560

[^] Adjusted on July 1 annually, beginning July 1, 2021, based on the 12 month percentage change in the U.S. Bureau of Labor Statistics Consumer Price Index (CPI) (Urban Wage Earners and Clerical Workers for the San Francisco-Oakland-Hayward area), for the most current month that data is available.

CITY OF FRESNO MASTER FEE SCHEDULE

PLANNING & DEVELOPMENT - BUILDING FEES

MECHANICAL PLUMBING AND ELECTRICAL - STAND ALONE PROJECTS

Plan Check & Inspection/Permit Fees for MECHANICAL, PLUMBING AND ELECTRICAL

Stand Alone Projects are listed in the following table

Note: Also see Planning and Development Section of Fire Department Fees for Fire Related Plan Check and Permit/Inspection Fees

<u>Fee Description & Unit/Time</u>	<u>Plan Check Fee \$^</u>	<u>PlanCheck Fee \$^</u>	<u>Amnd</u>
Simple Electrical Items - Systems:	-	92.68	
Residential swimming Pools	-	92.68	
Temporary Power Service	-	92.68	
Temporary power pole.	-	92.68	
Sub poles (each).	-	92.68	
Simple Electrical Items - Units:	-	92.68	
Receptacle, Switch, and Lighting Outlets (per project)	-	92.68	
Lighting Fixtures (per project)	-	92.68	
Pole or platform-mounted lighting fixtures (each)	-	92.68	
Theatrical-type lighting fixtures or assemblies (each)	-	92.68	
Residential Appliances (each)	-	92.68	
Residential appliances and self-contained, nonresidential appliances, (each)	-	92.68	
Appliances not exceeding one horsepower (HP), kilowatt (KW), or kilovolt-ampere (KVA), in rating, (each)	-	92.68	
Busways	-	92.68	
Trolley and plug-in-type busways - each 100 feet or fraction thereof	-	92.68	
(An additional fee will be required for lighting fixtures, motors, and other appliances that are connected to trolley and plug-in-type busways. No fee is required for portable tools.)	-	92.68	
Signs, Outline Lighting, and Marquees	-	92.68	
Signs, Outline Lighting, or Marquees supplied from one branch circuit (each)	-	92.68	
Additional branch circuits within the same sign, outline lighting system, or marquee (each)	-	92.68	
Services of 600 volts or less and not over 400 amperes in rating (each)	-	92.68	
Miscellaneous Apparatus, Conduits, and Conductors	-	92.68	
Electrical apparatus, conduits, and conductors for which a permit is required, but for which no fee is herein set forth	-	92.68	
Residential Photovoltaic Systems - each	-	92.68	

^ Adjusted on July 1 annually, beginning July 1, 2021, based on the 12 month percentage change in the U.S. Bureau of Labor Statistics Consumer Price Index (CPI) (Urban Wage Earners and Clerical Workers for the San Francisco-Oakland-Hayward area), for the most current month that data is available.

560

CITY OF FRESNO MASTER FEE SCHEDULE

PLANNING & DEVELOPMENT - BUILDING FEES

MECHANICAL PLUMBING AND ELECTRICAL - STAND ALONE PROJECTS

Plan Check & Inspection/Permit Fees for MECHANICAL, PLUMBING AND ELECTRICAL

Stand Alone Projects are listed in the following table

Note: Also see Planning and Development Section of Fire Department Fees for Fire Related Plan Check and Permit/Inspection Fees

<u>Fee Description & Unit/Time</u>	<u>Plan Check Fee \$^</u>	<u>PlanCheck Fee \$^</u>	<u>Amnd</u>
COMPLEX MECHANICAL STAND-ALONE PERMITS			560
Items on this schedule are issued on a per item basis			
FAU less than 100,000 Btu/h	-	147.86	
FAU greater than 100,000 Btu/h	-	147.86	
Floor furnace (including vent)	-	147.86	
Suspended, wall, or floor-mounted heaters	-	147.86	
Appliance vents not included in an appliance permit	-	147.86	
Boiler or compressor, up to 3HP / Absorption system up to 100,000 Btu/h.	-	308.23	
Boiler or compressor, from 3HP to 15 HP / Absorption system from 100,000 Btu/h to 500,000 Btu/h.	-	493.58	
Other Complex Mechanical		147.86	
COMPLEX ELECTRICAL STAND-ALONE PERMITS			
Items on this schedule are issued on a per item basis			
Nonresidential Appliances	-	246.79	
Power Apparatus	-	246.79	
Motors, generators, transformers, rectifiers, synchronous converters, capacitors, industrial heating, air conditioners and heat pumps, cooking or baking equipment, and other apparatus (all sizes)			
Rating in horsepower (HP), kilowatts (KW), or kilovolt-amperes (KVA), or kilovolt-amperes-reactive (KVAR):			
Up to and including 1 (each) -	-	246.79	
Over 1 and not over 10 (each) -	-	320.72	
Over 10 and not over 50 (each) -	-	531.06	
Over 50 and not over 100 (each) -	-	802.84	
Over 100 (each) -	-	963.20	
Note: These fees include all switches, circuit breakers, contactors, thermostats, relays, and other directly related control equipment.			
Services of 600 volts or less and over 400 amperes to 1000 amperes in rating (each)	-	777.85	
Services over 600 volts or over 1000 amperes in rating (each)	-	1,024.64	
Other Complex Electrical	-	1,024.64	

^ Adjusted on July 1 annually, beginning July 1, 2021, based on the 12 month percentage change in the U.S. Bureau of Labor Statistics Consumer Price Index (CPI) (Urban Wage Earners and Clerical Workers for the San Francisco-Oakland-Hayward area), for the most current month that data is available.

**CITY OF FRESNO
MASTER FEE SCHEDULE**

PLANNING & DEVELOPMENT - BUILDING FEES

MECHANICAL PLUMBING AND ELECTRICAL - STAND ALONE PROJECTS

Plan Check & Inspection/Permit Fees for MECHANICAL, PLUMBING AND ELECTRICAL

Stand Alone Projects are listed in the following table

**Note: Also see Planning and Development Section of Fire Department Fees for Fire
Related Plan Check and Permit/Inspection Fees**

<u>Fee Description & Unit/Time</u>	<u>Plan Check Fee \$^</u>	<u>PlanCheck Fee \$^</u>	<u>Amnd</u>
COMPLEX MECHANICAL STAND-ALONE PERMITS			
Fire Suppression System / Commercial Hood		123.91	
Onsite Sewer 6" & Over (per lineal ft)		1.65	
Onsite Water 6" & Over (per lineal ft)		1.65	
Onsite Storm Drain 6" & Over (per lineal ft)		1.65	
Other Complex Plumbing		123.91	
Stand Alone M, P, OR E Plan Check (hourly rate)	123.91		
OTHER M, P, OR E INSPECTIONS (hourly rate)		123.91	

560

^ Adjusted on July 1 annually, beginning July 1, 2021, based on the 12 month percentage change in the U.S. Bureau of Labor Statistics Consumer Price Index (CPI) (Urban Wage Earners and Clerical Workers for the San Francisco-Oakland-Hayward area), for the most current month that data is available.

CITY OF FRESNO MASTER FEE SCHEDULE

PLANNING & DEVELOPMENT - BUILDING FEES

OTHER FEES related to MECHANICAL, PLUMBING and ELECTRICAL Stand Alone projects are as follows:

<u>Fee Description & Unit/Time</u>	<u>Current</u>	<u>Amnd</u>
Addendum to Approved Building Construction Plans		560
Minimum		
Hour, 1-hour minimum	169.73 hr*^	
Appeals		560
Applications for Building Commission, Joint Advisory and Appeals Board		
Hour, 1-hour minimum	113.50 hr*^	
Fire Fees (for Fire Protection Systems and related Permits/Inspections/Reports)	See Fire Dept Fees	505
Fire Fees (for Building related Plan Check and Permit/Inspection Fees)	See Planning and Development Section Fire Department Fees	505
Consulting/Inspection Services--Special		552
Services requested by applicant shall be over and above regular fees		
During regular business hours.		
Hour, 1-hour minimum	152.03 hr*^	
Other than regular business hours (except Sundays and holidays)		
Hour, 1-hour minimum	172.86 hr*^	
Inspection or consulting service not otherwise listed		
Hour, 1-hour minimum	152.03 hr*^	
General Plan and Related Document Update and Maintenance		552
Surcharge on all Building Permits	12.83%	
Penalty		560
A surcharge will be added for complex/incomplete plans	hrly rate* ^	
Incorrect address/location given by applicant / per trip)	56.23^	
Premature inspection all (work not ready) / per trip	56.23^	
Reinspection other than entitled calls / per trip	83.30^	
Working without required permit / per permit fee	4 times (max.)	

^ Adjusted on July 1 annually, beginning July 1, 2021, based on the 12 month percentage change in the U.S. Bureau of Labor Statistics Consumer Price Index (CPI) (Urban Wage Earners and Clerical Workers for the San Francisco-Oakland-Hayward area), for the most current month that data is available.

**CITY OF FRESNO
MASTER FEE SCHEDULE**

PLANNING & DEVELOPMENT - BUILDING FEES

OTHER FEES related to MECHANICAL, PLUMBING and ELECTRICAL Stand Alone projects are as follows:

<u>Fee Description & Unit/Time</u>	<u>Current</u>	<u>Amnd</u>
Renewals - Permits and Plan Checks		560
Building permit renewal of expired permit		
Standard fee	25%	
Minimum	56.23^	
Plan check renewal of expired plan check		
Standard fee	25%	
Minimum	56.23^	
Scanning Plans		505
8 1/2"x11" / per sheet	0.90	
Greater than 8 1/2"x11"/ per sheet	1.80	
Technology - Entitlement Processing System Update		560
Surcharge on all Building Permits	19.78^	
Workers' Compensation Insurance Verification		560
Per transaction	28.12^	

* The blended rate for the Building Division (includes fringe and overhead) is \$123.91^ per hour or is the actual hourly of a consultant, if utilized; plus actual extraordinary expenses in either case.

^ Adjusted on July 1 annually, beginning July 1, 2021, based on the 12 month percentage change in the U.S. Bureau of Labor Statistics Consumer Price Index (CPI) (Urban Wage Earners and Clerical Workers for the San Francisco-Oakland-Hayward area), for the most current month that data is available.

CITY OF FRESNO MASTER FEE SCHEDULE

PLANNING & DEVELOPMENT FEES

LAND USE, ZONING, AND SUBDIVISION

- The Planning and Development Director may authorize absorption of certain fees noted with an "SS" pursuant to the 311th Amendment to the Master Fee Schedule (Resolution No. 94-268, 11/94) and Council Resolution 95-315 (11/28/95) to encourage small subdivisions on infill parcels.
- Unless otherwise determined by the Planning and Development Director, fees shall be required for the filing of any application under the zoning ordinance by a governmental agency or a public entity including a city, county, school district, or other special district.
- Fee reductions are available for encouragement of "inner city" projects in the area described below (indicated by "IC", "IC-H", "IC-P" and "IC-HT" in "Acct" column) (314th and 330th Amendment, 12/06/94 and 11/29/96, respectively). Exception: Inner City fee reductions shall not apply to any Alcoholic Beverage Conditional Use Permit (ABCUP) or to applications where uses would contain 3 or more pool tables and or billiard tables (327th Amendment, Resolution No. 96-100, 05/07/96).
- A single review fee for traffic and fire will be charged for multiple concurrent applications.
- All application fees do not include environmental assessments.
- For all Planning and Land Section Services not listed in the Land Use and Zoning, and Subdivision sections or for services determined by the Director to be beyond the regular effort established in this fee schedule, a \$187.00^ blended hourly rate applies.
- At the discretion of the Development Director/Designee, fee rates may be adjusted when special circumstances are found to exist to reflect the actual cost of processing. Special conditions may result in additional requirements.

Inner City Areas

IC INNER CITY shall mean the 21 square mile area within the following described boundary: beginning at the intersection of the centerlines of East Shields Avenue and North Chestnut Avenue; thence south along the centerline of Chestnut Avenue to the intersection with the centerline of East California Avenue; thence west along the centerline of California Avenue and projections of said California Avenue to the intersection with the centerline of South West Avenue; thence north along the centerline of West Avenue and projections of said West Avenue to the intersection with the centerline of State Highway 99; thence northwesterly along the centerline of State Highway 99 to the intersection with the centerline of West Shields Avenue; thence east along the centerline of Shields Avenue to the point of beginning. All parcels lying outside the INNER CITY boundary with a legal address on the boundary streets are considered to be within the INNER CITY boundary.

^ Adjusted on July 1 annually, beginning July 1, 2021, based on the 12 month percentage change in the U.S. Bureau of Labor Statistics Consumer Price Index (CPI) (Urban Wage Earners and Clerical Workers for the San Francisco-Oakland-Hayward area), for the most current month that data is available.

CITY OF FRESNO MASTER FEE SCHEDULE

PLANNING & DEVELOPMENT FEES

LAND USE, ZONING, AND SUBDIVISION

IC-H INNER CITY-HIGHWAY CITY shall mean the 640 acre area circumscribed by a boundary described as beginning at the intersection of North Hayes Avenue and West Shaw Avenue; thence south along the center line of North Hayes Avenue to the intersection of North Hayes Avenue and West Gettysburg Avenue; thence east along the center line of the extension of the West Gettysburg Avenue alignment to the intersection of that alignment to the center line of Golden State Boulevard; thence northwesterly along the center line of Golden State Boulevard to the intersection of Golden State Boulevard and the center line of the Herndon Canal; thence southwesterly along the center line and the projection of the Herndon Canal to the intersection of said projection and the center line of West Shaw Avenue; thence west to the point of beginning. All parcels with a legal address on the boundary streets are considered to be within the boundary. Fee reductions apply to residential uses only.

IC-P INNER CITY-PINEDALE shall mean the 698 more or less acre area circumscribed by a boundary beginning at the intersection of North Fresno Street and East Alluvial Avenue; thence west along the westerly projection of the center line of East Alluvial Avenue and West Alluvial Avenue to the intersection of West Alluvial Avenue and North Ingram Avenue; thence north along the center line of North Ingram Avenue to the intersection of North Ingram Avenue and West Nees Avenue; thence west along the center line West Nees Avenue to the intersection of the extension of West Nees Avenue and the San Joaquin Canal; thence southwesterly along the center line of said canal to the intersection of the San Joaquin Canal and the northerly prolongation of the center line of North Harrison Avenue; thence south along the prolongation of the center line of North Harrison Avenue to the intersection of North Harrison Avenue and the easterly projection of the north line of lot 42 of San Joaquin Heights; thence westerly along said projection of the north line of lot 42 and along the north line of lots 42 to 33, inclusive, and the westerly projection of the north

lot line of lot 33 of San Joaquin Heights to the intersection of the center line of North Thorne Avenue and the westerly projection of lot 33 of San Joaquin Heights; thence south along the centerline of North Thorne Avenue to the intersection of North Thorne Avenue and West Herndon Expressway; thence east along the center line of West Herndon Expressway and East Herndon Expressway to the intersection of East Herndon Expressway and North Fresno Street; thence north along the center line of North Fresno Street to the point of beginning. All parcels with a legal address on the boundary streets are considered to be within the area. Fee reductions apply to residential uses only.

C-HT INNER CITY-HERNDON TOWNSITE shall mean the 27 acre area circumscribed by a boundary described as beginning at the intersection of the centerline of West Elgin Avenue and the north rights of way line the Southern Pacific Railroad; thence northwesterly along said north rights of way line of the Southern Pacific Railroad to the intersection with the north boundary of the Town of Herndon (Miscellaneous Maps, Book 1, Page 27, Fresno County Records); thence easterly along said north boundary of the Town of Herndon, the north boundary of Herndon Park (Plat Book 12, Page 87, Fresno County Records) and the projection of said north boundary of Herndon Park to the intersection with the centerline of West Elgin Avenue; thence southwesterly along said centerline of West Elgin Avenue to the point of beginning. All parcels with a legal address on the boundary streets are considered to be within the area. Fee reductions apply to residential uses only.

CITY OF FRESNO MASTER FEE SCHEDULE

PLANNING & DEVELOPMENT FEES

LAND USE, ZONING, AND DIVISION

<u>Fee Description & Unit/Time</u>	<u>Current</u>	<u>Amnd</u>
Address Change		560
Assignment - Parcel Map	233.25^	
Assignment - Tract Map first 50 lots or less	495.66^	
Assignment - Tract Map per each additional 50 lots or less	194.72^	
Change	247.83^	
Annexation Application Fee (LAFCO fees must be paid by applicant)		560
Inhabited	12,817.39^	
Un-inhabited	9,516.46^	
Appeal by Applicant (requiring Planning Commission review)	873.65^	560
Bond/Performance and Surety		560
Processing, handling, and release / per request	194.72^	
Surety bond, house mover		
Minimum bond	2,082.60^	
City Attorney Development-Related Special Services		
City Attorney Special Services—Extraordinary, nonsecurity method, covenant, zoning and other land use inquiry, and miscellaneous legal services not covered by other fees—on request of applicant or owner subject to availability of staff		
During regular business hours		
Hour, 1-hour minimum*	2 x billable or hrly rate*	
Other than regular business hours (except Sundays and Holidays)		
Hour, 1-hour minimum*	2.5 x billable or hrly rate*	
* Billable rate or hourly rate includes fringe of each employee, plus actual expenses.		
Conditional Use Permit (CUP)		560
All CUP Fees will be reduced by 50 percent for the inner-City areas/except for ABCUPs and uses with pool or billiard tables.		
Application:	12,089.52^	

^ Adjusted on July 1 annually, beginning July 1, 2021, based on the 12 month percentage change in the U.S. Bureau of Labor Statistics Consumer Price Index (CPI) (Urban Wage Earners and Clerical Workers for the San Francisco-Oakland-Hayward area), for the most current month that data is available.

CITY OF FRESNO MASTER FEE SCHEDULE

PLANNING & DEVELOPMENT FEES

LAND USE, ZONING, AND LAND DIVISION

<u>Fee Description & Unit/Time</u>	<u>Current</u>	<u>Amnd</u>
Conditional Use Permit (CUP) - continued		511
Fire Department Plan Review of CUP Application	247.00	
Police Department Review of CUP/per application (exclude senior citizen functions)	210.00	409
Traffic Engineering Review/per application		525
Application		
Level 1	31.00	
Level 2	275.00	
Level 3	518.00	
Level 4	1,036.00	
Amendment to approved CUP	5,302.31^	560
Major Revised exhibit / per request (routing required)	2,757.37^	
Moderate Revised exhibit / per request (no routing or limited routing for unsubstantial changes to Fire or DPW only required)	553.97^	
Moderate RE includes: Reapplication fee for subsequent owners, Fences on a single-family reversed corner lot, Large-family day-care home (FMC 12-306-N-42) Plus hourly consulting fee as required (all amendments) 1 hour minimum*		
Minor Revised exhibit / hourly rate	168.00	
Corrected Exhibits (all CUPs) after first 2	679.97^	560
Special use CUP*		
Condominium Conversion	23,304.34^	
Per 100 Units	3,884.06^	
Conditional Use Permit - ABCUP		560
Standard off-sale	11,360.60^	
Standalone on-sale (bar /nightclub)	5,826.08^	
Minimal Impact (on-sale restaurant or tasting room)	2,913.56^	
Major Modification	1,942.03^	
Minor Modification	388.41^	
New Alcohol use submitted with full related development permit or CUP	1,942.03^	

* Hourly rate of each employee (includes fringe and overhead) or consultant; plus actual extraordinary expenses.

^ Adjusted on July 1 annually, beginning July 1, 2021, based on the 12 month percentage change in the U.S. Bureau of Labor Statistics Consumer Price Index (CPI) (Urban Wage Earners and Clerical Workers for the San Francisco-Oakland-Hayward area), for the most current month that data is available.

CITY OF FRESNO MASTER FEE SCHEDULE

PLANNING & DEVELOPMENT FEES

LAND USE AND ZONING

<u>Fee Description & Unit/Time</u>	<u>Current</u>	<u>Amnd</u>
City Street Trees		456
Inspection when planted by private party / per tree	30.00	
Covenants		560
Preparation and recording	1,553.62^	
Revision of Covenants	971.53^	
Release of covenant	583.13^	
County recordation fee / per document	Current rate	
Deviation Application		560
Minor Deviation / per application	260.33^	
Director's Determination		560
Per application	1,561.95^	
Draw-Down Account Administrative Fee		560
Annual fee per account	224.92^	
DRC Process	208.26^	560
Encroachment		560
Public right-of-way	See Street Work Fees	
Public utility easement / per application	See "Encroachment" in Public Works section	
Rear yard encroachment	See Site Plan Review Fees	
Environmental Assessment Fee (all private and non-entitlement public projects)		560
NOTE: Environmental Assessment fees shown with asterisks (*) will be reduced by 50 percent for the inner-City areas.		
Categorical Exemption / per application	583.13*^	
Negative Declaration / per application	6,214.49**^	
Mitigated Negative Declaration/per application	11,070.08**^	
Related Special Studies for all Eas	hrly rate*^	
Planning Review of others' Special Studies (each)	374.00	
Planning Review of Traffic Studies (each)	584.17^	
Outsourced Initial Study		
City Facilitation	2,913.56^	
Consultant Costs	20,826.04^	

*Hourly rate of each employee (includes fringe and overhead) or consultant; plus actual extraordinary expenses.

^ Adjusted on July 1 annually, beginning July 1, 2021, based on the 12 month percentage change in the U.S. Bureau of Labor Statistics Consumer Price Index (CPI) (Urban Wage Earners and Clerical Workers for the San Francisco-Oakland-Hayward area), for the most current month that data is available.

CITY OF FRESNO MASTER FEE SCHEDULE

PLANNING & DEVELOPMENT FEES

LAND USE AND ZONING

<u>Fee Description & Unit/Time</u>	<u>Current</u>	<u>Amnd</u>
Environmental Assessment Fee - continued (all private and non-entitlement public projects)		511
NOTE: Environmental Assessment fees shown with asterisks (*) will be reduced by 50 percent for the inner-City areas.		
Application/Filing Fees (on Filing of Conformity, Mitigating Negative Declaration)		
City filing fee/application + filing fees	55.00	511
County clerk filing fee/application + filing fees.	50.00	464
Fire Department Review Private Project / per application	247.00	
Police Department Review/per application (exclude senior citizen functions)	210.00	409
Traffic Engineering Review Private Project / per application	91.00SS	
Traffic Engineering Review Tentative Parcel and Tract Maps Per application	91.00SS	
Fish and Game Filing Fee (for applicable projects)	Current fee as	546
Payable to: County of Fresno (to be remitted to the State of California)	reflected on the California Department of Fish and Wildlife Website.	
Environmental Impact Report (EIR)		560
Analysis of EIR for private projects and non entitlement public projects		
NOTE: All EIRs are billed based on total Staff Time & Materials with a base deposit required as listed.*		
Focus - minimum deposit	24,145.71^	
Program - minimum deposit	47,707.25^	
City filing fee	55.00	
County Clerk filing fee	50.00	464
Fish and Game Filing fee for EIRs	Current fee as	546
Payable to: County of Fresno (to be remitted to the State of California)	reflected on the California Department of Fish and Wildlife Website.	

*Hourly rate of each employee (includes fringe and overhead) or consultant; plus actual extraordinary expenses.

^ Adjusted on July 1 annually, beginning July 1, 2021, based on the 12 month percentage change in the U.S. Bureau of Labor Statistics Consumer Price Index (CPI) (Urban Wage Earners and Clerical Workers for the San Francisco-Oakland-Hayward area), for the most current month that data is available.

CITY OF FRESNO MASTER FEE SCHEDULE

PLANNING & DEVELOPMENT FEES

LAND USE AND ZONING

<u>Fee Description & Unit/Time</u>	<u>Current</u>	<u>Amnd</u>
Flood Control		
Appeal / per application	365.00	
Deferment of fees / per application	110.00	
Drainage fees of the Fresno Metropolitan Flood Control District (FMC 13-13)	See Exhibit "C"	439
General Plan and Related Document Update and Maintenance		511
Surcharge on all Building Permits	10%	
GIS Research Request	194.72^	560
Historic Preservation Application	1,359.94^	560
Map - Tentative Parcel Map		560
NOTE: Parcel Map fees shown with an asterisk (**) will be reduced by 50 percent for Inner-city areas.		
Pre-application and Verification	2,913.56^	
Tentative Parcel Map Filing (5 lots or more) / each	7,768.11**^	
Tentative Parcel Map Filing (4 lots or less) / each	5,826.08**^	
Environmental Assessment	See Environmental Assessment Fees	
Traffic Engineering Review tentative parcel map / per request	see Traffic Engineering Review / per application under Conditional Use Permit (CUP)	560
Fire Department Review tentative parcel map / each	134.00	
Parks, Recreation & Community Review tentative parcel map / eac	31.00	409
Revised Tentative Parcel Map		560
NOTE: All Revised Parcel Maps are billed based on total staff Time and Materials with a base deposit as listed.*		
Major / each minimum deposit	1,553.62^	
Minor / each minimum deposit	776.81^	
Time Extension or Continuation of scheduled item at the request of applicant	1,942.03^	560
Revised Conditions		
Minor	776.81^	
Major	2,330.43^	
Map - Final Parcel Map	See Subdivision Section	

^ Adjusted on July 1 annually, beginning July 1, 2021, based on the 12 month percentage change in the U.S. Bureau of Labor Statistics Consumer Price Index (CPI) (Urban Wage Earners and Clerical Workers for the San Francisco-Oakland-Hayward area), for the most current month that data is available.

**CITY OF FRESNO
MASTER FEE SCHEDULE**

PLANNING & DEVELOPMENT FEES

LAND USE AND ZONING

<u>Fee Description & Unit/Time</u>	<u>Current</u>	<u>Amnd</u>
Map - Tentative Tract Map		560
Pre-application and verification / each	4,078.78^	
Tentative Tract Map filing		
Base fee per Map	20,585.50^	
Per each 50 lots	7,768.11^	
Environmental Assessment	See Environmental Assessment Fees	
UGM Application	See UGM Application Fees In Subdivision Section	

*Hourly rate of each employee (includes fringe and overhead) or consultant; plus actual extraordinary expenses.

^ Adjusted on July 1 annually, beginning July 1, 2021, based on the 12 month percentage change in the U.S. Bureau of Labor Statistics Consumer Price Index (CPI) (Urban Wage Earners and Clerical Workers for the San Francisco-Oakland-Hayward area), for the most current month that data is available.

**CITY OF FRESNO
MASTER FEE SCHEDULE**

PLANNING & DEVELOPMENT FEES

LAND USE AND ZONING

<u>Fee Description & Unit/Time</u>	<u>Current</u>	<u>Amnd</u>
Traffic Engineering Review tentative tract map / per request	see Traffic Engineering Review / per application under Conditional Use Permit (CUP)	560
Parks, Recreation & Community Review tentative tract map / each	124.00	
Fire Department Review		
Pre-application / each	134.00	
Tentative tract map / each	134.00	
Final map / each	134.00	
Revised Tentative Tract Map		560
Major / each	11,652.17^	
Minor / each	3,884.06^	
Time Extension or Continuation of scheduled item at the request of applicant	5,244.00^	560
Map - Final Tract Map Filing	See Subdivision Section	
Master Development Agreement		560
NOTE: All Master Development Agreements are billed based on total time & materials with a base deposit require as listed.*		
Master Development Agreement base deposit	29,713.55^	
Meetings - Planning Commision, City Council		560
Special Meeting at request of applicat / per request	2,136.75^	
Time Extension or Continuation of scheduled item at the request of applicant	1,748.35^	
Official Plan Line - Director's Determination		511
Planning / each 409	Time & Materials (does not include environmental or engineering costs)	

*Hourly rate of each employee (includes fringe and overhead) or consultant; plus actual extraordinary expenses.

^ Adjusted on July 1 annually, beginning July 1, 2021, based on the 12 month percentage change in the U.S. Bureau of Labor Statistics Consumer Price Index (CPI) (Urban Wage Earners and Clerical Workers for the San Francisco-Oakland-Hayward area), for the most current month that data is available.

**CITY OF FRESNO
MASTER FEE SCHEDULE**

PLANNING & DEVELOPMENT FEES

LAND USE AND ZONING

<u>Fee Description & Unit/Time</u>	<u>Current</u>	<u>Amnd</u>
Plan Modification (Amendments to in-process plans)/ per request	5,253.37 [^]	560
Plan Amendment		511
NOTE: Plan Amendment fees shown with asterisks (**) will be reduced by 50 percent for the inner-city areas. Amendments to redevelopment projects not included.		
New Application	18,935.04** [^]	560
PA and Rezone Combo	20,877.06** [^]	
Traffic Engineering review / per proposal	163.00	
Planned Development - Standalone	12,089.52 [^]	560
Planned Development (related to CUP of DP)	3,884.06 [^]	560
Planned Development (related to a map, no CUP)	5,826.08 [^]	560
Private Irrigation Line Maintenance / per linear foot	5.00	

[^] Adjusted on July 1 annually, beginning July 1, 2021, based on the 12 month percentage change in the U.S. Bureau of Labor Statistics Consumer Price Index (CPI) (Urban Wage Earners and Clerical Workers for the San Francisco-Oakland-Hayward area), for the most current month that data is available.

CITY OF FRESNO MASTER FEE SCHEDULE

PLANNING & DEVELOPMENT FEES

LAND USE AND ZONING

<u>Fee Description & Unit/Time</u>	<u>Current</u>	<u>Amnd</u>
Refunds, Handling Charge		560
NOTE: refunds include Handling fee and are less cost of Staff Time already incurred on project (related to all Building, Planning and Subdivision entitlement fees)*		
Handling Fee	194.72^	
Release Hold on Occupancy		560
Planning Entitlement related	57.27^	
Subdivision Entitlement related	430.06^	
Release of Lien		
Recording of release of lien on real property / per release	62.48^	560
Response to Zoning Inquiries--Written		560
NOTE: All Responses to Inquiries are based on total Staff Time and Materials with a minimum 1 hour deposit.*		
Response to basic zoning questions identified on application	194.72^	
Response to other / specialized questions	543.56^	
Per Parcel / Address fee for requests for multiple addresses or parcels	194.72^	
Waiver or Interpretation of Development Standards (staff support for process)	776.81^	
Rezoning*		
NOTE: Rezone fees shown with asterisks(**) will be reduces by 50 percent for the inner-city areas.		
Rezone (all)	11,652.17** ^	
Modifications to zoning conditions	10,681.68** ^	
Fire Prevention fee per application	134.00	
Traffic Engineering review		
Rezone, all other districts / per application	110.00	
Rezone, single family / per application	110.00	
Scanning Entitlements	140.00	511
NOTE: All scanning charges are based on a standard quantity of pages to be used per entitlement type and are billed up front with the entitlement fees		
8 1/2" x 11" / per sheet (using standard quantities per entitlement)	0.90	
Greater than 8 1/2" x 11" / per sheet	1.80	
Security Wire Permit Per application	485.25^	560
Temporary Use Permit		560
Minor/ over the counter	194.72^	
Major / routed	291.56^	

*Hourly rate of each employee (includes fringe and overhead) or consultant; plus actual extraordinary expenses.

^ Adjusted on July 1 annually, beginning July 1, 2021, based on the 12 month percentage change in the U.S. Bureau of Labor Statistics Consumer Price Index (CPI) (Urban Wage Earners and Clerical Workers for the San Francisco-Oakland-Hayward area), for the most current month that data is available.

**CITY OF FRESNO
MASTER FEE SCHEDULE**

PLANNING & DEVELOPMENT FEES

LAND USE AND ZONING

<u>Fee Description & Unit/Time</u>	<u>Current</u>	<u>Amnd</u>
Signs/Zoning Review		560
Master sign program / per program	1,456.78^	
Revision to MSP	388.41^	
On-site signs / per application	271.78^	
Master sign program conformance review / per application	145.78^	
Temporary / Banner	96.84^	
Development Permit (DP)	11,011.77**^	560
NOTE: Site Plan Review Fees shown with asterisks (**) will be reduced by 50 percent for inner-City areas.		
Fire Prevention fee / per application	247.00	
Police Site Plan review / per application (exclude senior citizen functions)	210.00	409
Traffic Engineering review / per application		525
Level 1	31.00	
Level 2	275.00	
Level 3	518.00	
Level 4	1036.00	
Amendment to approved DP		560
NOTE: Fees shown with asterisks (**) will be reduced by 50 percent for inner-City areas.		
Amendment	6,991.30^	
Major Revised exhibit / per request (routing required)	2,757.37** ^	
Moderate Revised exhibit / per request (no routing or limited routing for unsubstantial changes to Fire or DPW only required)	553.97** ^	
plus hourly consulting fee as required (all Amendments) 1 hour minimum*		
Minor Revised exhibit / hourly rate	174.94^	
Rear yard encroachment	194.72^	560

^ Adjusted on July 1 annually, beginning July 1, 2021, based on the 12 month percentage change in the U.S. Bureau of Labor Statistics Consumer Price Index (CPI) (Urban Wage Earners and Clerical Workers for the San Francisco-Oakland-Hayward area), for the most current month that data is available.

CITY OF FRESNO MASTER FEE SCHEDULE

PLANNING & DEVELOPMENT FEES

LAND USE AND ZONING

<u>Fee Description & Unit/Time</u>	<u>Current</u>	<u>Amnd</u>
Corrected Exhibits (all SPRs) after first two	679.97 [^]	560
Special and Consulting Services		560
Services requested by applicant related to land use & zoning. Charges are in addition to the regular application fees, subject to the availability of staff:		
During regular business hours		
Hour, 1-hour minimum	194.72 hr* [^]	
Other than regular business hours (except Sundays and holidays)		
Hour, 1-hour minimum	198.89 hr* [^]	
Consulting Service not otherwise listed		
Hour, 1-hour minimum	194.72 hr* [^]	
Street Name Change	12,137.42 [^]	560
Tree Removal Permit - fee not required for Single Family Homes	194.72 [^]	560
Variance		560
NOTE: Variance fees shown with astersiks(**) will be reduced by 50 percent for the inner-city areas.		
IM Priority Area Variances	1,942.03 [^]	
Security-related	7,107.93 ^{** ^}	
Single-family residential lot, 1 acre or less/per application	3,884.06 ^{** ^}	
All other applications/per application	10,370.33 ^{** ^}	
Variance associated with a Development Permit or CUP	3,884.06 [^]	
Voluntary Parcel Merger	652.90 [^]	560
Zoning Clearance		560
Minor	31.24 [^]	
Moderate	388.41 [^]	
Major	1,942.03 [^]	
Zoning Ordinance Text Amendment		560
Per application	13,788.92 [^]	

*Hourly rate of each employee (includes fringe and overhead) or consultant; plus actual extraordinary expenses.

[^] Adjusted on July 1 annually, beginning July 1, 2021, based on the 12 month percentage change in the U.S. Bureau of Labor Statistics Consumer Price Index (CPI) (Urban Wage Earners and Clerical Workers for the San Francisco-Oakland-Hayward area), for the most current month that data is available.

**CITY OF FRESNO
MASTER FEE SCHEDULE**

PLANNING & DEVELOPMENT FEES

<u>SUBDIVISION</u>		
<u>Fee Description & Unit/Time</u>	<u>Current</u>	<u>Amnd</u>
Building Plan Check - Planning Review		560
Commercial	48.94^	
Residential	291.56^	
Building Plan Check - Offsite Improvements		560
Commercial	312.39^	
Residential	388.41^	
Covenants		560
Preparation and recording	1,553.62^	
Revision of Covenant	971.53^	
Release of Covenant	583.13^	
Lot Line Adjustment -		560
Application	1,094.41^	
Map - Tentative Parcel Map	See Land Use and Zoning Section	511
Map - Final Parcel Map		560
Final Parcel Map filing (5 lots or more) / each	5,346.04^	
Final Parcel Map filing (4 lots or less) / each	3,980.90^	
Parcel Map Waiver Certificate request / per request	805.97^	
Map - Tentative Tract Map	See Land Use and Zoning Section	511
Map - Final Tract Map Filing		560
Map	6,485.23^	
Per 50 lots	1,902.46^	
Meeting -Planning Commission, City Council		560
Special Meeting at request of applicant / per request	2,136.75^	
Time Extension or Continuation of scheduled item at the request of applicant	1,748.35^	
Special Agreements		560
Special Developments		
Simple Residential Deferral / per agreement	285.00	
Standard / per agreement	640.00	
Major / per agreement	1,710.00	
Early Construction (Sewer, Water, Streets) / per agreement	450.00	
Early Issuance of Building Permit / per agreement	1,942.03^	
Revision of Agreement	See Covenant Revision	
Assumption Agreement / per agreement	1,010.00	
Substitution of Securities / per agreement	390.00	

^ Adjusted on July 1 annually, beginning July 1, 2021, based on the 12 month percentage change in the U.S. Bureau of Labor Statistics Consumer Price Index (CPI) (Urban Wage Earners and Clerical Workers for the San Francisco-Oakland-Hayward area), for the most current month that data is available.

**CITY OF FRESNO
MASTER FEE SCHEDULE**

PLANNING & DEVELOPMENT FEES

SUBDIVISION

Fee Description & Unit/Time

Current

Amnd

Special and Consulting Services

560

Services requested by applicant related to subdivison fees

52.00

Charges are in additon ot the regular application

fees, subject to the availability of staff:

2,620.00*

During regular business hours

Hour, 1-hour minimum

194.72 hr*^

Other than regular business hours (except Sundays
and holidays)

Hour, 1-hour minimum

198.89 hr*^

Consulting Service not otherwise listed

Hour, 1-hour minimum

194.72 hr*^

Street Signs, Striping & Markers

393

Street name sign / per set

Overhead Sign (per installation)

223.00

Ground Mounted (per installation)

151.00

Mounted on Street Light Pole (per installation)

142.00

Stop Signs on U-Channel Post (per installation)

106.00

Stop Signs on Street Light Pole (per installation)

109.00

Street striping and pavement markers / per lane mile

4" White skip or solid

.04 per l.f.

6" White solid

.12 per l.f.

8" White solid

.14 per l.f.

12" White solid

.20 per l.f.

4" Yellow skip or solid

.06 per l.f.

6" Yellow solid

.14 per i.f.

8" Yellow solid

.16 per l.f.

12" Yellow solid

.22 per l.f.

New letters and turn arrows (each letter or arrow)

5.50

Install handi-cap stalls

25.00 ea.

Raised wheel stops

25.00 ea.

Removal of any striping or stenciling

.70 per foot

Labor rate (per hour)

35.34 per hr

Warning and regulatory signs / per sign

77.00

NOTE: see also Public Works for fees on Bike Land Striping

*Hourly rate of each employee (includes fringe and overhead) or consultant; plus actual extraordinary expenses.

^ Adjusted on July 1 annually, beginning July 1, 2021, based on the 12 month percentage change in the U.S. Bureau of Labor Statistics Consumer Price Index (CPI) (Urban Wage Earners and Clerical Workers for the San Francisco-Oakland-Hayward area), for the most current month that data is available.

**CITY OF FRESNO
MASTER FEE SCHEDULE**

PLANNING & DEVELOPMENT FEES

SUBDIVISION

<u>Fee Description & Unit/Time</u>	<u>Current</u>	<u>Amnd</u>
Subdivision Agreement Preparation	2,290.00	511
Subdivision - Miscellaneous Processes		511
Additional tax certification process	197.00	
Certificate of Compliance (SMA 66499.35) / per certificate	1,693.00	
Certificate of Correction (SMA 66469)		
Minor / per certificate	197.00	
Major / per certificate	592.00	
Monument Check		
Lot	30.00	
Minimum	200.00	
Monument Recheck / each	Monument check fee +73.00	
Record of Survey Processing / each	545.00	511

**CITY OF FRESNO
MASTER FEE SCHEDULE**

PLANNING & DEVELOPMENT FEES

COPPER RIVER RANCH IMPACT FEE

- All rates in this section apply to land known as Copper River Ranch bound by Copper Avenue to the South, Friant Avenue to the West, Willow Avenue to the east and approximately one mile north of Copper Avenue as studied in the program EIR10126. These fees are developed and adopted based the April 2019 Fee Study for Copper River Ranch. Any entitlement within the project boundary identified above is subject to the Copper River Ranch fees pursuant to the following schedule.

CRR - Associated Major Roadway Infrastructure Facility Fee¹	4,836 / gross acre	553
CRR - Interior Collector Roadway Facility Fee¹	31,155 / gross acre	553
CRR - Sewer Backbone System Facility Fee²	479 / EDU	553

NOTES:

¹ Fee Calculations for the Associated Major Road Infrastructure Facilities and Interior Collector Street Facilities fees do not, nor intended to, overlap with improvements (specifically pavements, median curbs, and other improvements) covered in the City of Fresno, Major Street Impact Fees (FMSI) or the Traffic Signal Mitigation Impact Fee (TSMI).

² Commercial Land uses are based on 5.8 edu's per acre.

³ As the improvements are constructed and reimbursement requests are submitted, the City of Fresno shall disburse funds as those funds become available. The developer must submit the appropriate information to the City in order to be considered for reimbursement (see City reimbursement procedures). Reimbursements will be made in the order that the infrastructure improvements were accepted by the City.

CITY OF FRESNO MASTER FEE SCHEDULE

PLANNING & DEVELOPMENT FEES

UGM FIRE STATION CAPITAL FEE (FMC 12-4.508)

- All rates in this section apply to land in the Urban Growth Management (UGM) area only. These fees are in addition to land use and construction requirements.
- For parcels of land located in a land-use district not listed below, the Development Department Director shall fix a rate using the rate for a land-use district below which, in the Director's opinion, is most similar to the district.

Fire Station Service Area No. 2

	<u>Service Rate</u> <u>Per Gross Acre</u>
AE-5, AE-20, R-A, R-1-A, R-1-AH, R-1-E, R-1-EH	74.00
S-L*, R-1-B, R-1-C, R-1-B/PUD	122.00
R-1-C/PUD, R-1, R-1/PUD	278.00
R-2, R-2-A, M-H, T-P	555.00
R-3, R-3-A, R-4	740.00
C-1 through C-6, C-C, C-1-P, C-P, P, R-P	492.00
Industrial	492.00

- * On October 8, 1992, the Development Department Director made the determination that the C-P and R-P districts are most similar to the S-L district (Ordinance No. 91-102) for UGM fee rate purposes.

Fire Station Service Area No. 13

	<u>Service Rate</u> <u>Per Gross Acre</u>
S-L, R-A, R-1, R-1-A, R-1-AH, R-1-B, R-1-C, R-1-E, R-1-EH	251.00
R-2, R-2-A	307.00
M-H, R-3, R-3-A, T-P	340.00
R-4	417.00
M-1, M-1-P, M-2, M-3, C-R	600.00
C-P	614.00
C-M, R-P, R-P-L,	654.00
C-1 through C-6, C-C, C-P P	742.00
AE-5, AE-20, 0	No Fee

CITY OF FRESNO MASTER FEE SCHEDULE

PLANNING & DEVELOPMENT FEES

UGM FIRE STATION CAPITAL FEE (FMC 12-4.508)

Fire Station Service Area No. 14	<u>Service Rate</u>	<u>Accl. Rate</u>
	<u>Per Gross Acre</u>	<u>Per Gross Acre</u>
AE-5, AE-20, R-A, R-1-A, R-1-AH, R-1-E, R-1-EH	87.00	169.00
S-L, R1-B, R-1-C	206.00	400.00
R-1	282.00	547.00
R-2-A, R-2, T-P	1,060.00	2,056.00
M-H, R-3-A, R-3, R-4	1,317.00	2,555.00
C-1 through C-6, C-C, C-P, C-R, C-L, C-M, M-1, M-1-P, M-2, M-3, R-P, R-P-L	564.00	1,094.00

Fire Station Service Area No. 15	<u>Service Rate</u>	<u>Accl. Rate</u>
	<u>Per Gross Acre</u>	<u>Per Gross Acre</u>
AE-5, AE-20, R-A, R-1-A, R-1-AH, R-1-E, R-1-EH	109.00	188.00
S-L, R-1-B, R-1-C	257.00	442.00
R-1	352.00	605.00
R-2-A, R-2, T-P	1,324.00	2,277.00
M-H, R-3-A, R-3, R-4	1,644.00	2,828.00
C-1 through C-6, C-P, C-L, C-R, C-M, C-C, M-1, M-1-P, M-2, M-3, R-P, R-P-L	704.00	1,211.00

Fire Station Service Area No. 16	<u>Service Rate</u>	<u>Semi Accl. Rate</u>	<u>Accl. Rate</u>
	<u>Per Gross Acre</u>	<u>Per Gross Acre</u>	<u>Per Gross Acre</u>
AE-5, AE-20, R-A, R-1-A, R-1-AH, R-1-E, R-1-EH	25.00	205.00	385.00
S-L, R-1-B, R-1-C	60.00	483.00	907.00
R-1	82.00	662.00	1,242.00
R-2-A, R-2, T-P	308.00	2,490.00	4,671.00
M-H, R-3, R-3-A, R-4	383.00	3,092.00	5,802.00
C-P, C-R, C-M, M-1, M-1-P, M-2, M-3, R-P, R-P-L, P, C-1 through C-6, C-C, C-L	164.00	1,324.00	2,485.00

Fire Station Service Area No. 17	<u>Service Rate</u>	<u>Semi Accl. Rate</u>	<u>Accl. Rate</u>
	<u>Per Gross Acre</u>	<u>Per Gross Acre</u>	<u>Per Gross Acre</u>
AE-5, AE-20, R-A, R-1-A, R-1-AH, R-1-E, R-1-EH	23.00	136.00	250.00
S-L, R-1-B, R-1-C	63.00	321.00	589.00
R-1	73.00	440.00	807.00
R-2, R-2-A, T-P	274.00	1,655.00	3,036.00
M-H, R-3-A, R-3, R-4	340.00	2,055.00	3,770.00
C-P, C-R, C-M, M-1, M-1-P, M-2, M-3, R-P, R-P-L, P, C-1 through C-6, C-C, C-L	145.00	880.00	1,615.00

CITY OF FRESNO MASTER FEE SCHEDULE

PLANNING & DEVELOPMENT FEES

UGM FIRE STATION CAPITAL FEE (FMC 12-4.508)

Fire Station Service Area No. 21	<u>Service Rate</u>	<u>Accl. Rate</u>
	<u>Per Gross Acre</u>	<u>Per Gross Acre</u>
AE-5, AE-20, R-A, R-1-A, R-1-AH, R-1-E, R-1-EH	114.00	370.00
S-L, R-1-B, R-1-C	187.00	610.00
R-1	411.00	1,388.00
R-2-A, R-2, T-P	855.00	2,775.00
M-H, R-3-A, R-3, R-4	1,140.00	3,700.00
C-P, C-R, C-M, M-1, M-1-P, M-2, M-3,	758.00	2,460.00
R-P, R-P-L, P, C-1 through C-6, C-C, C-L		
Undesignated Service Area	<u>Service Rate</u>	
	<u>Per Gross Acre</u>	
AE-5, AE-20, R-A, R-1-A, R-1-AH, R-1-E, R-1-EH	250.00	
S-L, R-1-B, R-1-C, R-1-B/PUD	600.00	
R-1, R-1-C/PUD, R-1/PUD	800.00	
M-H, R-2, R-2-A, T-P	3,000.00	
R-3, R-3-A, R-4	3,700.00	
C-1 through C-6, C-C, C-M, C-1-P, C-P, P,	1,600.00	
R-P		
Industrial	1,600.00	
Fire Impact Fee - Citywide**^		551
Single family residential / per unit	2,061.00	
Multi-family residential (>7.5 units/acre) fee per unit	1,556.00	
Office fee per 1,000 Sq. Ft. of building	824.00	
Retail fee per 1,000 Sq. Ft. of building	721.00	
Industrial fee per 1,000 Sq. Ft. of building	413.00	

** Fee applicable to map accepted for filing after August 30, 2005 and all Developers after November 27, 2005.

^ Adjusted on July 1 annually, beginning July 1, 2020, based on the 20-City Construction Cost Index as reported in the Engineering News Record for the 12-month period ending in May of the year of adjustment.

CITY OF FRESNO MASTER FEE SCHEDULE

PLANNING & DEVELOPMENT FEES

UGM MAJOR STREET CHARGE AND FEE CREDITS (FMC 12-226)

Major Street Charge Fee Credits -- Prior to October 22, 1982

		<u>Fees are per Linear Foot</u>			
		<u>1978</u>	<u>1979</u>	<u>1980</u>	<u>1981/1982</u>
Zones A, B, C					
Travel lane					
Arterial	13.00	16.00	19.25	22.25	
Collector	11.00	13.00	15.25	17.25	
Travel lane with shoulder					
Arterial	17.00	21.25	25.50	29.75	
Collector	15.00	17.50	20.25	23.00	
Travel lane with median curb					
Arterial	17.50	21.50	25.25	29.25	
Travel lane with median curb and shoulder					
Arterial	22.00	27.00	31.75	36.75	
Zones D-1, D-2					
Travel lane					
Arterial	10.50	13.00	15.50	18.00	
Collector	8.75	10.75	12.50	14.50	
Zones E-1, E-2, F					
Travel lane with shoulder					
Arterial	14.00	17.25	20.75	24.00	
Collector	11.75	14.25	17.00	19.50	
Zones E-3, E-4, E-5					
Travel lane with median curb					
Arterial	15.00	18.25	21.75	25.00	
Travel lane with median curb and shoulder	18.50	22.50	26.75	31.00s	

Major Street Charge Fee Credits -- After October 22, 1982

Fee credits are based on 12-foot travel lanes, 4-foot shoulders, and 22-foot medians. Variances from these standards will be adjusted on a pro-rata basis.

Zones A, B, C-D-2, D-1/E-2, E-1, F	<u>Per Linear Foot</u>
Travel lane	
Arterial streets	19.50
Collector streets	14.50
Travel lane with shoulder	
Arterial streets	24.50
Collector streets	19.50
Finished median with curbs	25.00
Graded median without curbs	11.00
Left-turn pocket with island curbs / each	19,000.00

CITY OF FRESNO MASTER FEE SCHEDULE

PLANNING & DEVELOPMENT FEES

UGM MAJOR STREET CHARGE AND FEE CREDITS (FMC 12-226)

Major Street Charge Fee Credits -- After October 22, 1982 (continued)

Zones E-3, E-4, E-5	<u>Per Linear Foot</u>
Travel lane	
Arterial streets	15.75
Collector streets	12.25
Travel lane with shoulder	
Arterial streets	21.00
Collector streets	17.00
Finished median with curbs	21.00
Graded median without curbs	8.00
Left-turn pocket with island curbs / each	17,700.00

Charges and fee credits for projects approved during 1979, 1980, and 1981, represent the 1978 figures adjusted upwards by 22.3 percent for 1979, 44.7 percent for 1980, and 67.8 percent for 1981/1982 to reflect increased construction costs. In no event shall the total actual fee credit for such years be less than the total fee credit established for 1978.

Applicable to the year in which the major street improvements are accepted by the City. In the event of a reimbursement, the major street charges paid prior to October 22, 1982, shall be adjusted upward to reflect the rates established here. In no event shall the reimbursement be less than the reimbursement amount established for 1978.

Per Gross Acre (excludes area of major street)

	<u>1978</u>	<u>1979</u>	<u>1980</u>	<u>1981/1982</u>
Zone A	650.00	795.00	940.00	1,085.00
Zone B	710.00	870.00	1,025.00	1,185.00
Zone C	855.00	1,095.00	1,235.00	1,430.00
Zone D-1	270.00	330.00	390.00	450.00
Zone D-2	270.00	330.00	390.00	450.00
Zone E-1	895.00	1,095.00	1,295.00	1,495.00
Zone E-2	680.00	830.00	895.00	1,135.00
Zone E-3	820.00	1,000.00	1,185.00	1,370.00
Zone E-4	700.00	855.00	1,015.00	1,170.00
Zone E-5	180.00	220.00	260.00	300.00
Zone F	895.00	1,095.00	1,295.00	1,495.00

**CITY OF FRESNO
MASTER FEE SCHEDULE**

PLANNING & DEVELOPMENT FEES

UGM MAJOR STREET CHARGE AND FEE CREDITS (FMC 12-226-1)

**Per Gross Acre
(excludes area of major streets)**

Major Street Charges -- Applicable to all Building Permits issued prior to July 1, 2007 443

Applicable to each lot created by a vesting subdivision map accepted for filing prior to January 23, 2007, and whose vesting rights have not expired.

Zone A	-0-
Zone B	-0-
Zone C/D-2	2,798.00
Zone D-1/E-2	3,161.00
Zone E-1	2,436.00
Zone E-3	4,053.00
Zone E-4	3,531.00
Zone E-5	-0-
Zone F	3,625.00

All other zones, charges, and fees are established by the
Public Works Director

UGM MAJOR STREET BRIDGE CHARGE (FMC 11-226-1)

**Per Gross Acre
(excludes area of major streets)**

Major Street Charges -- Applicable to all Building Permits issued prior to July 1, 2007 443

Applicable to each lot created by a vesting subdivision map accepted for filing prior to January 23, 2007, and whose vesting rights have not expired.

Zone A	-0-
Zone B	-0-
Zone C/D-2	94.00
Zone D-1/E-2	304.00
Zone E-1	254.00
Zone E-3	232.00
Zone E-4	196.00
Zone E-5	-0-
Zone F	72.00

All other zones, charges, and fees are established by the
Public Works Director

**CITY OF FRESNO
MASTER FEE SCHEDULE**

PLANNING & DEVELOPMENT FEES

CITYWIDE LOCALLY REGIONALLY SIGNIFICANT STREET CHARGE (FMC 11-226.2)

**Per Gross Acre
(excludes area of major streets)**

Citywide Locally Regionally Significant Street Impact Fee ^

529

The Citywide Regional Street Impact Fee shall be applicable to all building permits issued after July 1, 2007, except for those lots that are protected under vesting map rights which have not expired. This fee would also be applicable to any lots created by subdivision whose map was accepted for filing after January 23, 2007. Fee shall be calculated on a net acreage basis - gross area less major street dedications.

Residential (Low-Medium)	8,752.00
Residential (Medium/High-High)	16,993.00
Commercial Retail	15,475.00
Commercial Office	16,390.00
Light Industrial	4,661.00
Heavy Industrial	2,865.00

NEW GROWTH AREA MAJOR STREET CHARGE (FMC 11-226.2)

**Per Gross Acre
(excludes area of major streets)**

New Growth Area Major Street Impact Fee ^

529

The New Growth Area Major Street Impact Fee shall be applicable to all building permits issued after July 1, 2007, except for those lots that are protected under vesting map rights which have not expired. This fee would be applicable to any lots created by subdivision whose map was accepted for filing after January 23, 2007. Fee shall be calculated on a net acreage basis - gross area less major street dedications.

Residential (Low-Medium)	24,090.00
Residential (Medium/High-High)	46,816.00
Commercial Retail	43,487.00
Commercial Office	41,162.00
Light Industrial	13,281.00
Heavy Industrial	8,058.00

* Includes Citywide locally regionally significant street charge.

^Adjusted on July 1 annually, beginning July 1, 2018, based on the 20-City Construction Cost Index as reported in the Engineering News Record for the 12-month period ending in May of the year of adjustment.

CITY OF FRESNO MASTER FEE SCHEDULE

PLANNING & DEVELOPMENT FEES

UGM PARK FEES (FMC 12-4.509)

For parcels of land located in a land-use district not listed below, the Development Department Director shall fix a rate using the rate for a land-use district below which, in the Director's opinion, is most similar to the district.

	Service Rate Per Gross Acre	Accl. Rate Per Gross Acre
Park Service Area No. 1		
Zone District Classification		
S-L, AE-5, AE-20, R-A, R-1-A, R-1-AH, R-1-E, R-1-EH, O	213.00	426.00
R-1-B, R-1-C	352.00	705.00
MH, R-1	799.00	1,598.00
R-2-A, R-2, T-P	1,598.00	3,196.00
R-3-A, R-3, R-4	2,131.00	4,263.00
C-1 through C-6, C-C, CL, CM, C-P, C-R, P, R-P	400.00	800.00
M-1-P, M-1, M-2, M-3	213.00	426.00
Park Service Area No. 2		
Zone District Classification		
S-L, AE-5, AE-20, R-A, R-1-A, R-1-AH, R-1-E, R-1-EH, O	319.00	638.00
R-1-B, R-1-C	526.00	1,053.00
MH, R-1	1,196.00	2,392.00
R-2-A, R-2, T-P	2,392.00	4,785.00
R-3-A, R-3, R-4	3,190.00	6,380.00
C-1 through C-6, C-C, CL, CM, C-P, C-R, P, R-P	599.00	1,198.00
M-1-P, M-1, M-2, M-3	319.00	638.00
Park Service Area No. 3		
Zone District Classification		
S-L, AE-5, AE-20, R-A, R-1-A, R-1-AH, R-1-E, R-1-EH, O	429.00	858.00
R-1-B, R-1-C	708.00	1,415.00
MH, R-1	1,609.00	3,219.00
R-2-A, R-2, T-P	3,219.00	6,438.00
R-3-A, R-3, R-4	4,292.00	8,584.00
C-1 through C-6, C-C, CL, CM, C-P, C-R, P, R-P	805.00	1,609.00
M-1-P, M-1, M-2, M-3	429.00	858.00
Park Service Area No. 4		
Zone District Classification		
S-L, AE-5, AE-20, R-A, R-1-A, R-1-AH, R-1-E, R-1-EH, O	238.00	476.00
R-1-B, R-1-C	393.00	786.00
MH, R-1	892.00	1,783.00
R-2-A, R-2, T-P	1,783.00	3,567.00
R-3-A, R-3, R-4	2,378.00	4,756.00
C-1 through C-6, C-C, CL, CM, C-P, C-R, P, R-P	447.00	893.00
M-1-P, M-1, M-2, M-3	238.00	476.00

CITY OF FRESNO MASTER FEE SCHEDULE

PLANNING & DEVELOPMENT FEES

UGM PARK FEES (FMC 12-4.509)

	Service Rate Per Gross Acre	Accl. Rate Per Gross Acre
Park Service Area No. 5		
Zone District Classification		
S-L, AE-5, AE-20, R-A, R-1-A, R-1-AH, R-1-E, R-1-EH, O	328.00	655.00
R-1-B, R-1-C	541.00	1,082.00
MH, R-1	1,230.00	2,459.00
R-2-A, R-2, T-P	2,458.00	4,915.00
R-3-A, R-3, R-4	3,277.00	6,554.00
C-1 through C-6, C-C, CL, CM, C-P, C-R, P, R-P	615.00	1,230.00
M-1-P, M-1, M-2, M-3	328.00	655.00
Park Service Area No. 6		
Zone District Classification		
S-L, AE-5, AE-20, R-A, R-1-A, R-1-AH, R-1-E, R-1-EH, O	219.00	438.00
R-1-B, R-1-C	361.00	722.00
MH, R-1	821.00	1,641.00
R-2-A, R-2, T-P	1,641.00	3,283.00
R-3-A, R-3, R-4	2,188.00	4,376.00
C-1 through C-6, C-C, CL, CM, C-P, C-R, P, R-P	410.00	821.00
M-1-P, M-1, M-2, M-3	219.00	438.00
Park Service Area No. 7		
Zone District Classification		
S-L, AE-5, AE-20, R-A, R-1-A, R-1-AH, R-1-E, R-1-EH, O	490.00	980.00
R-1-B, R-1-C	809.00	1,618.00
MH, R-1	1,225.00	2,450.00
R-2-A, R-2, T-P	3,676.00	7,351.00
R-3-A, R-3, R-4	4,901.00	9,801.00
C-1 through C-6, C-C, CL, CM, C-P, C-R, P, R-P	919.00	1,838.00
M-1-P, M-1, M-2, M-3	490.00	980.00
Park Facility Impact Fee - Citywide**^~		
	Per Unit	
Single Family Dwelling	4,385.00	
Multi-Family Dwelling (>7.5 units/Acre)	3,307.00	
Quimby Parkland Dedication Fee***^~		
	Per Unit	
(Applicable to land divisions only)		
Single Family Dwelling****	1,324.00	
Multi-Family Dwelling****	999.00	

**Fee applicable to maps accepted for filing after August 30, 2005 and all developments after November 20, 2005.

*** Fee applicable to maps accepted for filing after August 30, 2005. Effective date of collection October 27, 2005.

**** This amount if paid is creditable against the Park Facility Impact Fee.

^Adjusted on July 1 annually, beginning July 1, 2018, based on the 20-City Construction Cost Index as reported in the Engineering News Record for the 12-month period ending in May of the year of adjustment.

~MFS Amendment #529, effective 2/06/2017.

CITY OF FRESNO MASTER FEE SCHEDULE

PLANNING & DEVELOPMENT FEES

UGM GRADE SEPARATION FEES (FMC 11-227)

	Service Rate Per Gross Acre (except area of major streets)	
Grade Separation Fee		417
Service area		
Zone E-4-A	443.00	

UGM GRADE SEPARATION FEES (FMC 11-227)

Rates shall apply only to tentative maps deemed to be complete prior to July 31, 1990, and to all other entitlements approved prior to July 31, 1990, where the developer shows evidence to the satisfaction of the Development Department Director that a construction loan commitment was secured prior to September 30, 1990, and to final maps approved prior to September 30, 1990, for which covenants have been executed deferring fees to issuance of building permit.

	Cornelia Trunk Service Area Per Gross Acre (except area of major streets)	Grantland Trunk Service Area Per Gross Acre (except area of major streets)
Zone District classifications:		
S-L, R-A, AE-5, AE-20	80.00	86.00
R-1-A, R-1-AH, R-1-E, R-1-EH	200.00	215.00
R-1-B, R-1-C	326.00	356.00
R-1	445.00	482.00
C-1, C-2	490.00	702.00
C-M, M-1, M-1-P, M-2	504.00	546.00
C-3 through C-6, C-R	792.00	858.00
C-P, R-P, R-P-L	1,257.00	1,362.00
R-2, R-2-A, R-3, R-3-A, R-4, TP, MH	1,257.00	1,362.00
Minimum / per lot	70.00	70.00

All other zones, rates established by the Public Works Director based on estimated sewer flow

CITY OF FRESNO MASTER FEE SCHEDULE

PLANNING & DEVELOPMENT FEES

UGM TRUNK SEWER CHARGE (FMC 9-503; RESOLUTION 83-40)

Millbrook Overlay Sewer Service Area (Reso 87-376)

Area north of Shepherd Avenue (except Dominion Planned Community)	393.00 per Gross Acre (except area of major streets)
Remaining undeveloped land in Woodward Lakes	695.00 per Gross Acre (except area of major streets)
Dominion Planned Community area	44.00 per Residential Unit in excess of approved densities for each village or 2,377 total units (Ord. 90-43) effective 05/18/90
Area south of Shepherd Avenue	240.00 per Gross Acre (except area of major streets)

UGM TRAFFIC SIGNAL CHARGE (FMC 11-226)

<u>Fee Description & Unit/Time</u>	<u>Current</u>	<u>Amnd</u>
Traffic Signal Mitigation Impact Fees[^]		529
Single Family Residential / per Single Family Dwelling Unit	546.00	
Multi-Family Residential / per Multi-Family Dwelling Unit	381.00	
Assisted Living ¹ / per number of Beds	158.00	
Lodging ² / per number of Rooms	510.00	
Health/Fitness Club ³ / per 1,000 sq feet	1,890.00	
Industrial ⁴ / per 1,000 sq feet	399.00	
Warehouse / per 1,000 feet	204.00	

[^]Adjusted on July 1 annually, beginning July 1, 2018, based on the 20-City Construction Cost Index as reported in the Engineering News Record for the 12-month period ending in May of the year of adjustment.

**CITY OF FRESNO
MASTER FEE SCHEDULE**

PLANNING & DEVELOPMENT FEES

UGM TRAFFIC SIGNAL CHARGE (FMC 11-226)

<u>Fee Description & Unit/Time</u>	<u>Current</u>	<u>Amnd</u>
Traffic Signal Mitigation Impact Fees (Continued)^		529
<u>Institutional</u>		
Elementary School ⁵ / per number of Students	74.00	
Middle/Jr High School ⁵ / per number of Students	92.00	
High School ⁵ / per number of Students	97.00	
Private School (K-12)/ per number of Students	141.00	
Community College/ per number of Students	71.00	
University/ per number of Students	97.00	
Place of Worship/ per number of Seats	36.00	
Day Care Center/Preschool/ per number of Students	250.00	
Library/ per 1,000 sq feet	3,223.00	
Hospital/ number of Beds	742.00	
Clinic/ per 1,000 sq feet	1,801.00	
Medical/Dental Office/ per 1,000 sq feet	2,070.00	
Office ⁶ / per 1,000 sq feet	632.00	
<u>Commercial</u>		
Discount Store ⁷ / per 1,000 sq feet	2,094.00	
General Retail ⁸ / per 1,000 sq feet	2,445.00	
Supermarket/ per 1,000 sq feet	3,640.00	
Discount Club/ per 1,000 sq feet	2,396.00	
Home Improvement Store ⁹ / per 1,000 sq feet	916.00	
Pharmacy ¹⁰ / per 1,000 sq feet	2,831.00	
Restaurant ¹¹ / per 1,000 sq feet	4,151.00	
Fast-Food Restaurant/ per 1,000 sq feet	14,212.00	
Convenience Market w/Gas Station/ per number of Fueling P	4,104.00	
Convenience Market (no pumps)/ per 1,000 sq feet	4,104.00	
Bank ¹² / per number of Drive-in Lanes	4,229.00	
Tire Store/per number of Service Bays	1,751.00	
Automobile Care Center/ per number of Service Bays	714.00	
Car Wash / per number of Stalls	6,188.00	

^The Traffic Signal Mitigation Impact Fees will be adjusted annually on July 1st each year beginning July 1, 2018. The adjustment will be based on the 20-City Construction Cost Index as reported in the Engineering News Record (ENR) for the 12-month period ending in May of the year of the adjustment.

CITY OF FRESNO MASTER FEE SCHEDULE

PLANNING & DEVELOPMENT FEES

UGM TRAFFIC SIGNAL CHARGE (FMC 11-226)

<u>Fee Description & Unit/Time</u>	<u>Current</u>	<u>Amnd</u>
Traffic Signal Mitigation Impact Fees (Continued)^		529
Uses not included above shall be based upon a trip generation analysis, to be approved by the City Traffic Engineer/ per Average Daily Trip(s).	56.00	

¹ Includes nursing home & assisted living uses

² Includes hotel, all suite hotel, business hotel & motel

³ Includes racquet/tennis clud, health/fitness club & athletic club

⁴ Includes light, heavy & industrial park

⁵ Public, private, or charter schools

⁶ Includes general office, office park, business park, and R& D center

⁷ Includes super store

⁸ Includes specialty retail and shopping centers over 150,000 sq feet

⁹ Includes building materials/lumber store & hardware/paint stores

¹⁰ With or without drive-through

¹¹ Includes high-turnover and quality

¹² If no drive-in lanes, use square footage as variable

^Adjusted on July 1 annually, beginning July 1, 2018, based on the 20-City Construction Cost Index as reported in the Engineering News Record for the 12-month period ending in May of the year of adjustment.

CITY OF FRESNO

MASTER FEE SCHEDULE

PLANNING & DEVELOPMENT FEES

ENTERPRISE ZONE AREAS - SPECIAL RATES

I. Business License Fees

Waived for a period of three years.

Business license fees, as contained in Section 4, "Business License and Permit Requirements," of the Master Fee Schedule, are waived for a three-year period from the time the business locates in a commercial area of the Enterprise Zones as identified in Exhibit A*. Such waiver will be available only to firms establishing new operations in the commercial area and will not apply to existing businesses relocating from one address to another within the area. No waiver will be granted to businesses created by legal reorganization or changes in ownership of existing commercial area firms.

* Street address ranges from the areas shown on the maps identified as Exhibits A and B are available in the office of the Development and Resource Management Department Resources of the City of Fresno.

II. Permit Fees and Development Entitlement Fees

Refund of a portion of fees paid (The rebate to equal 50 percent with certain maximum reductions).

Permit and inspection fees will be refunded to the property owner 50 percent, not to exceed a maximum refund of \$300 per property, for minor additions or alterations for buildings in the commercial and industrial areas of the Enterprise Zone, as identified in Exhibits A and B, respectively. Such refunds of fees will apply to items contained in Sections 7a, 7b, 7c, and 7d, "Minor Additions and Alterations of the Master Fee Schedule for buildings which have been vacant for 12 consecutive months or more prior to submission of an application for a permit.

Determination of the building vacancy period will be the responsibility of the Development Department. Evidence documenting the vacancy period may include a signed statement from the property owner, utility billing or service records, or statements from individuals, other than the owner of the property, who are familiar with the building.

Fees in Section 8, "Land Use and Zoning," and Section 9, "New Construction, Major Additions, and Alterations," will be partially refunded to the property owner for projects in the commercial and the industrial areas of the Enterprise Zone. The refunded amount will be 50 percent of the fees paid pursuant to Sections 8 and 9 of this Schedule, not to exceed a maximum reduction of \$500 per property. Such refund shall be available only once for each property during the term of the Enterprise Zone program and will not apply to later subdivisions of the property.

CITY OF FRESNO MASTER FEE SCHEDULE

PLANNING & DEVELOPMENT FEES

ENTERPRISE ZONE AREAS - SPECIAL RATES - Continued

III. Application and Resolution of Issuance Fees for Tax-Exempt Industrial Development Bonds

Reduction of 50 percent.

The Tax-Exempt Bond Application Forms Fee, the Application Submission Fee, and the Official Resolution of Issuance Fee, as contained in Section 12, "Miscellaneous" of the Master Fee Schedule, are reduced by 50 percent for projects located in the commercial area of the Enterprise Zone, as identified by Exhibit A, and the industrial area of the Enterprise Zone, as identified by Exhibit B. Any additional costs associated with the issuance of the bonds following the Official Resolution of Issuance, including administrative expenses as defined by the Fresno Municipal Code, Section 18-101, shall be paid by the applicant or deducted from bond proceeds.

A copy of the **MRZ Policy** can be obtained at the City of Fresno Downtown & Community Revitalization Department. The **MRZ Policy** contains definitions for the capitalized terms in this Municipal Restoration Zone Section.

MUNICIPAL RESTORATION ZONE - SPECIAL RATES

I. Business License Fees

Refund or Payment - Maximum availability three(3) consecutive years.

Under the Fresno Municipal Code, businesses and professionals pay quarterly business license fees. An Eligible New or Expanding business located in a commercial area of the Municipal Restoration Zone (MRZ)*, between October 1 and June 1 following the June 30 end of each Incentive Period may apply for a payment equal to the business license fees it actually paid during the Incentive Period in which the business was certified under this policy. For the ensuing two Incentive Periods in which the business is re-certified, the Eligible New or Expanding business may receive a payment based on the business license fees paid during each of the two Incentive Periods in which re-certified provided the appropriate certified and approved documentation is timely submitted to the Development and Resource Management Department in form and substance acceptable to the Director of that Department. Documentation shall include, but is not limited to the following:

- (a) A copy of the invoice or billing statement.
- (b) A copy of the Eligible Business' canceled check (front and back) showing the amount and date of payment.

Application for Refund or Payment - Qualified businesses may receive a refund or payment, by submitting the application to the City of Fresno Development and Resource Management Department, Attention: Director; 2600 Fresno Street, Room 2156 Fresno, California 93721-3608.

* Available from the City of Fresno Development and Resource Management Department are street address

Note: See "Business Tax and Permit Requirements" in the Finance Section of this Master Fee Schedule

CITY OF FRESNO MASTER FEE SCHEDULE

PLANNING & DEVELOPMENT FEES

MUNICIPAL RESTORATION ZONE - SPECIAL RATES - Continued

II. Building Permit Fees and Development Entitlement Fees

One time maximum cumulative fee reduction of \$50,000 for each Eligible Business Property including any additions of property to the site. The reduction may be available one-time only and apply to a single project, and a single Eligible Business Property, e.g., establishing the business facilities or expanding the business facilities at the Eligible Business Property.

An Eligible New or Expanding business, which is certified during an Incentive Period, and applies for the incentive, may receive a one-time reduction of up to 50 percent of building permit fees and development entitlement fees. Such reductions of fees will apply to items contained in Planning & Development Sections, " Minor Additions and Alterations, Land Use and Zoning, and New Construction" of the Master Fee Schedule. Such reduction shall not apply to impact fees. Where such fee reductions are available under a different program or policy, such as the Enterprise Zone, or under the City's "inner city fee reduction policy", an Eligible Business in the MRZ may choose the fee reduction that provides the greater benefit. Where such fee reductions are available under a different program or policy, such as the Enterprise Zone, or under the City's "inner city fee reduction policy," an Eligible Business in the MRZ may choose the fee reduction under the program that provides the greater benefit but may not receive multiple overlapping fee reductions.

Documentation or other certification process will include a provision notifying the business that such fee waiver or reduction may result in the work being conducted under the permit or other entitlement for which fees are reduced or waived being determined to be a public work for prevailing wage purposes, thereby requiring the business or other party contracting for the work to pay prevailing wages (see California Labor Code sections 1720, 1726, 1771 and 1781). The business receiving the incentive shall be solely responsible for determining the application of and paying prevailing wages and complying with any other duties arising from such determination.

Application for Reduction - Qualified businesses may receive a reduction, by submitting the application to the City of Fresno Development and Resource Management Department, Attention: Director; 2600 Fresno Street, Room 2156 Fresno, California 93721-3608.

III. Sales and Use/Real Property (Ad valorem) Taxes

Maximum \$10,000 cumulative and aggregated sales and use tax, and real property tax incentives, per Incentive Period for up to five (5) consecutive Incentive Periods.

Sales or Use Taxes

A certified Eligible New or Expanding business, between October 1 and June 1 following the June 30 end of each Incentive Period, may apply to receive an amount which is equal to up to 50 percent of the increase in the City Sales Taxes actually allocated to and received by the City in each Incentive Period that the business is certified, for up to five consecutive Incentive Periods after establishing or expanding its business within the MRZ. The payment amount, when aggregated with any amount to be paid based on ad valorem taxes, shall not exceed \$10,000 for any Incentive Period, and shall be conditioned on the certified Eligible Business completing a Sales Tax/Property Tax Payment Form and providing documentation, satisfactory to the Director of the Development and Resource Management Department to substantiate the following:

**CITY OF FRESNO
MASTER FEE SCHEDULE**

PLANNING & DEVELOPMENT FEES

MUNICIPAL RESTORATION ZONE - SPECIAL RATES - Continued

- (a) The Eligible Business establishes the amount of increased sales or use taxes it paid to the State during the Incentive Period, the increased sales and use taxes are directly attributable to sales from its new business on and from the Eligible Business Property, and the State shall have allocated and the City shall have received the City Sales Tax during the Incentive Period, and
- (b) The business paid the sales or use to the State Board of Equalization, properly reporting Fresno, and the Eligible Business Property as the site of the sale or use, and
- (c) The State pays and the City receives the sales or use taxes attributable to the Eligible Business for the Incentive Period, and
- (d) The Eligible Business timely applies for the incentive and provides a sales tax certificate setting forth its collection of sales and use taxes attributable to its business on Eligible Business Property, and provides a copy of the canceled check showing payment, and provides such other supporting documentation as the Director of the Development and Resource Management Department may require.

Real Property Tax/Ad Valorem Taxes

A certified Eligible New or Expanding business, which owns its Eligible Business Property, between October 1 and June 1 following the June 30 end of each Incentive Period, may apply to receive an amount which is equal to up to 50 percent of any increase in ad valorem taxes resulting from establishing or expanding its business on Eligible Business Property that is actually passed through to the City and City receives. The Eligible Business must first pay the taxes. The 50 percent applies only to that part of the increase which the County allocates and pays to the City in any Incentive Period for which the business is certified. The Eligible Business may request certification and apply to receive payment for up to five consecutive Incentive Periods after establishing or expanding its business within the MRZ, provided the amount when aggregated with any amounts payable to or paid to the Eligible Business based on sales or use taxes, does not exceed \$10,000 in any single year, and provided the certified Eligible Business documents the following and the following conditions to payment are met:

- (a) The ad valorem taxes exceed the Eligible Business' ad valorem taxes assessed on the Eligible Business Property in the prior tax year, and
- (b) That the increase is attributable to improvements which the Eligible Business made to the Eligible Business Property, and

CITY OF FRESNO MASTER FEE SCHEDULE

PLANNING & DEVELOPMENT FEES

MUNICIPAL RESTORATION ZONE - SPECIAL RATES

III. Sales and Use/Real Property (Ad valorem) Taxes - continued

- (c) The Eligible Business paid the ad valorem taxes to the County Tax Assessor (front and back of canceled check) , and
- (d) The County has allocated to and the City has received a portion of the increased ad valorem taxes from the assessment attributable to the Eligible Business Property and any improvements thereon, and
- (e) The Eligible Business timely applies for the incentive and provides such supporting documentation as the Director of the Downtown & Community Revitalization Department may require.

Application for Incentive - Qualified businesses may receive an incentive, by submitting the application to the City of Fresno Development and Resource Management Department, Attention: Director; 2600 Fresno Street, Room 2156 Fresno, California 93721-3608.

IV. Credits for Hiring Qualified Employees

Maximum \$3,000 credit per Incentive Period for each qualified full-time employee (based on 20 percent of wages paid in a single Incentive Period); maximum \$15,000 credits per Eligible Business in a single Incentive Period; for up to five (5) consecutive Incentive Periods.

Any Eligible New or Expanding business, between October 1 and June 1 following the June 30 end of each Incentive Period, may apply to receive in the Incentive Period then ending, up to \$3,000 credit per qualified employee, and up to a maximum of \$15,000 credit in such Incentive Period. The Eligible Business may either (1) in any of its first five consecutive years use the credits to increase the payment under this policy that is equivalent to a percentage of the sales taxes that the Eligible Business paid during the Incentive Period, or (2) in its fourth and fifth year may use the credits to receive a payment that is the lesser of the amount of business license fees paid in the relevant Incentive Periods, or the credits. The credit will be calculated as 20 percent of the wages paid to the qualified employee up to a maximum of \$15,000 wages in any single Incentive Period, for up to a maximum of \$15,000 in credits during a single Incentive Period, and for a maximum of up to five consecutive Incentive Periods, subject to annual certification.

The Eligible Business will complete a hiring voucher, as the form may be revised from time to time, and provide proof, satisfactory to the Director, of employees's residence within the MRZ at time of hire by submitting a voucher application, along with proper current documentation (I-9, W-4, current driver's license, or utility bill), and proof of wages paid though payroll or other records satisfactory to the Director of the Development and Resource Management Department. To receive hiring credits in each of the two subsequent consecutive Incentive Periods, the Eligible Business will provide evidence satisfactory to the Director of each Qualified Employee's continued employment, and the wages paid.

Application for Credit - Given as a retroactive credit by the City of Fresno Development and Resource Management Department, Attention: Director; 2600 Fresno Street, Room 2156 Fresno, California 93721-3608.

Property tax increment allocated to and paid to the Redevelopment Agency are not real property taxes paid to the City, and are not subject to the MRZ policy.

"Incentive Period," means the fiscal year (July 1 through June 30)

**CITY OF FRESNO
MASTER FEE SCHEDULE**

PLANNING & DEVELOPMENT FEES

PARKING FEES

<u>Fee Description & Unit/Time</u>	<u>Current</u>	<u>Amnd</u>
Parking, City of Fresno Employees		
All lots / per month	15.00	
Replacement permit / per replacement	10.00	
Official vehicle permit / per month	20.00	
Parking, DMV Hold Administrative Fee		
Per violation	5.00	
Parking Late Payment Penalties		546
Overtime Parking Penalty / per violation	Equal to Penalty	
Restricted Zone Penalty / per violation	Equal to Penalty	
Parking, Administrative penalties / per violation	33.00	
Parking Penalties - Disabled or Handicapped / per violation	33.00	
Off Street Parking^		560
Mall Specific and Non-Mall Specific Areas, Permits Parking Rates in Garages and Lots		
Permit Hours based on Option Selected and Fees Paid.		
All Permits will be assigned a specific Garage or Lot, dependent on location selected and Plan.		
6 am to 6pm, Mon-Fri		
Surface lot permit per month^	77.00	554
Structure permit per month^	93.00	554
Bulk Annual Purchase^		
Monthly parking contracts purchased in bulk (50 permits or more) will be at a flat fee per month per permit	66.00	531
MET LOT ONLY Monthly parking contracts purchased in bulk (10 permits or more) will be at a flat fee per permit	41.00	554
Failure to pay overtime parking fee within 15 days		
Per incident	5.00	
Failure to purchase repeat monthly parking permit within first 5 working days of month / per incident	10.00	
Replacement Permit / per incident	10.00	480

^ Staff shall administratively update the parking fees adjusted by Resolution 2017-16 annually to reflect the twelve month percentage change in the U. S. Bureau of Labor Statistics Consumer Price Index (CPI) (Urban Wage Earners and Clerical Workers for the San Francisco-Oakland-Hayward Area), for the most current month that data is available, or 3% whichever is less.

**CITY OF FRESNO
MASTER FEE SCHEDULE**

PLANNING & DEVELOPMENT FEES

PARKING FEES

<u>Fee Description & Unit/Time</u>	<u>Current</u>	<u>Amnd</u>
City Department Sponsored Permits		554
Annual Permits for City vendors, board, and committee members	240.00	
City Hall North Lot / per day	5.00	
Promenade Lot / per day	2.00	
Promenade Lot Daily Rate	5.00	554
Validation Tickets		
Bulk purchase only by business owners with valid business license issued by the City of Fresno Registered Businesses w/Business Tax ID, or Governmental Agencies		
First hour/per ticket	1.50	480
Any other hour/per ticket	0.50	
Short Term Daily Rates		560
in Garages and Lots - Non-Event Days		
(Congo Alley Garage 4, Spiral Garage 7 & Merced Garage 9)		
First house 0-60 minutes	Free	
Underground Garage 8 & Convention Center Garage		
First hour 0-60 minutes	3.00	
Each additional hour		
0-60 minutes	1.00	
Maximum per day	9.00	
Exit without permit / ticket	9.00	
Validation Tickets		
Bulk purchase only by business owners with valid Business Tax ID, or Governmental Agencies		
Per ticket	0.50	
Event Parking*		546
Weekday event for vehicles exiting before 6pm	5.00	
Convention Center Garage Special Event Rate / per vehicle	\$10.00 - \$25.00	554
Garages 4, 7 & 8 Special Event Rate / per vehicle	\$7.00 - \$25.00	
Parking Meters**	\$7.00 - \$25.00	

* Rate may vary based on City and event related agreements.

** Certain parking meters near off-street parking facilities may be configured to allow for flat-rate parking during events.

**CITY OF FRESNO
MASTER FEE SCHEDULE**

PLANNING & DEVELOPMENT FEES

PARKING FEES

<u>Fee Description & Unit/Time</u>	<u>Current</u>	<u>Amnd</u>
Parking Meter Closure*		546
Per meter / per day	5.00	
Application Fee	25.00	
Parking, Administrative Penalties		546
Semi-truck parked on public right of way in excess of time allowed (MC 14-2601)	250.00	
Parked in Alley (MC 14-1013(a))	100.00	554
Parked in a Bike Lane (CVC 21211 (A))	100.00	
Parked in Bicycle path (MC 14-1015 (A))	100.00	
Parked in Bicycle Zone (MC 14-1015 (A))	100.00	
Parked in Crosswalk (CVC 22500 (B))	100.00	
Parked on Sidewalk (CVC 22500 (F))	100.00	
Parked in Intersection (CVC 22500 (A))	100.00	
Parked <15 ft of Fire Hydrant (CVC 22514)	100.00	
Parked in Divisional Island (MC 14-4005 (A))	100.00	
Parked Causing Traffic Hazard (CVC 22505)	100.00	
Parked in Front of Driveway (MC 14-4005 (A))	100.00	
Vehicle Parked in Transit Bus Zone (CVC 22500 (I))	500.00	
Parking, Miscellaneous Penalties		546
Use of street for storage of vehicles / per violation (MC 14-1006)	108.00	
Commercial vehicle parking on residential streets; vehicle parking overnight / per violation (MC 14-1108)	108.00	
Failure to display Disabled Persons Placard/per violation	Maximum per CVC 40226	
No current registration tabs (CVC 5204)	76.00	554
No current registration tabs proof of correction	Maximum per CVC 40225	
Parked in Fire Lane (CVC 22500.1)	111.00	
Vehicle Inoperability/Immobilized (CVC 22669(d))	108.00	
Parking, Overtime Penalties		496
24 minute parking / per violation (MC 14-1101)	33.00	
1 hour parking / per violation (MC 14-1102)	33.00	
2 hour parking / per violation (MC 14-1103)	33.00	
Parking overtime, meter zone / per violation (MC 14-1405(b))	33.00	

* These fees will be waived if meters being closed are in conjunction with an approved special event permit.

**CITY OF FRESNO
MASTER FEE SCHEDULE**

PLANNING & DEVELOPMENT FEES

PARKING FEES

Fee Description & Unit/Time	Current	Amnd
Parking Penalties - Disabled or Handicapped		546
Parking in handicapped crosshatch zone (CVC 22507.8) / per violation	350.00	
Parking in handicapped zone (CVC 22507.8) / per violation	350.00	
Parking in spaces for the disabled (CVC 22507.8) / per violation	350.00	
Misuse of disabled placard (CVC 4461) / per violation	500.00	
Parking, Restricted Zone Penalties		554
Parked on Public Grounds (CVC 21113(a)(1))	100.00	
Not Parked within 18 Inches of Curb (CVC 22502(a))	100.00	
Vehicle Parked unattended Motor Running (CVC 2215(a))	43.00	
Parked immobilized vehicle (MC 14-1006 (c))	43.00	
Parked in Alley not Right Hand Side (MC 14-1013(c))	100.00	
Block Alley Leaving < 10 ft (MC 14-1013(d))	43.00	
Parked on City Owned Lot/No Permit (MC 14-1014(c))	43.00	
Parkway (MC 14-1002, 13-301(d))	43.00	
Parallel Parked Divided Hwy (MC 14-1104(b))	43.00	
Not Parked within Marked Space (MC 14-1413)	43.00	
Parked at Postal Mailing Curb (MC 14-1202(a)(3)(iv))	43.00	
Taxi Cab not Parked in Taxi Zone (MC 14-1204)	43.00	
Parked in Official Car Zone (MC 14-1205)	43.00	
Parked in Taxi Zone (MC 14-1206)(c))	43.00	
Parked in Yellow Zone (MC 14-1207)	43.00	
Parked in Passenger Zone (MC 14-1208)	43.00	
Parked on Private Property (MC 14-802)	43.00	
Parked in Restricted Zone (MC 14-1107(c))	43.00	
No Stopping/Tow Away Zone (MC 14-1004)	58.00	
Posted or Painted No Parking (MC 14-1005(c))	58.00	
Parked Street Under Repair (MC 14-1005(g))	58.00	
Wrong Way Parked Street or Alley (MC 14-601(a))	58.00	
Not Connected at Electric Vehicle Charging Station (MC 14-1022(b))	100.00	558
Parking, Downtown		546
On/off street meters		
Meter per hour	1.00 to 1.50	
Meter Occupancy Permit, per month^	165.00	531
After the 15th of the month^	83.00	554
Parking meter SmartCard, per card	3.00	518

^ Staff shall administratively update the parking fees adjusted by Resolution 2017-16 annually to reflect the twelve month percentage change in the U. S. Bureau of Labor Statistics Consumer Price Index (CPI) (Urban Wage Earners and Clerical Workers for the San Francisco-Oakland-Hayward Area), for the most current month that data is available, or 3% whichever is less.

**CITY OF FRESNO
MASTER FEE SCHEDULE**

PLANNING & DEVELOPMENT FEES

PARKING FEES

Fee Description & Unit/Time

Current

Amnd

Downtown Corridor Parking District Permit

80.00

546

(Arts, Fulton, Historic Districts per MC 14-2017)

Period 10/1 through 9/30

maximum one permit per eligible property

Residential Permit (non-refundable)

Period 10/1 through 9/30

First residential vehicle per homeowner / resident

Annually per permit

Free

546

Additional vehicles

Annually per permit

19.00

Temporary Parking Discounts

Subject to prior approval by the Department Director and subject to limit of six months or less, special parking rates in Parking Maintenance District No. 1 may be allowed, if it is in the best interest of the City.

Electric Vehicle Charging Station Rates

558

Electric Vehicle Charging rate, per kilowatt hour, up to posted time limit

0.25

Electric Vehicle Charging Overtime Penalty, per hour (MC 14-1022(c))

5.00

**CITY OF FRESNO
MASTER FEE SCHEDULE**

POLICE DEPARTMENT

GENERAL FEES

<u>Fee Description & Unit/Time</u>	<u>Current</u>	<u>Amnd</u>
ATM¹ area incident report	25.00	
Collection Agency Fee	25%	393
Concealed Weapons Permit		
Initial permit / per permit	100.00	
Renewal / per permit	25.00	
Amendment / per permit	10.00	
Fingerprints / per permit	15.00	
Contracted Law Enforcement Services		554
Senior Community Service Officer / per hour	41.32	
Officer / per hour	62.62	
Supervisor (Sergeant) / per hour	75.64	
Lieutenant (per 10 hour shift)	691.47	
Captain (per 10 hour shift)	806.54	
Deputy Chief (per 10 hour shift)	922.69	
Police vehicle	20.00 flat rate	
Disturbance Response (barking dogs, loud parties, etc.):		413
1st Response - Warning Only - No Fee	-0-	
2nd and Subsequent Responses within six month period - progressive fee structure, assessed per response	50.00	
Documented Event Report	2.50	
Driving Under Influence		415
Driving Under Influence Injury Accident	483.00	
Driving Under Influence Fatal Accident	1,000.00	
Legal Blood Draw or Urinalysis	175.00	
First Offender Prostitution Program Class		
Each 1 day class	500.00	

¹ Automatic Teller Machine

**CITY OF FRESNO
MASTER FEE SCHEDULE**

POLICE DEPARTMENT

GENERAL FEES

<u>Fee Description & Unit/Time</u>	<u>Current</u>	<u>Amnd</u>
Graffiti Abatement/Vacant Boarded Buildings		464
Fees based on actual cost	239.00	
Miscellaneous Permit Application Review		401
Includes, but is not limited to: Amusement devices; dance permits; hotel/rooming house permits; billiard parlor permits; special events permits; bingo permits; etc.	328.00/each	
Detective Review of Miscellaneous Permits	204.00/each	
Monthly Statistical Report	4.00	
Parade Route Policing		
Downtown	5,456.00	546
Fulton Route	5,703.00	
Olive/Hedges Loop	3,913.00	
O Street Route	3,913.00	
Olive Route	2,232.00	
City Hall Loop	2,673.00	
China Town Route	2,094.00	
Mariposa Route	1,819.00	
Photographs		401
3 ½ x 5 print - color	5.00	
4 x 5 print - black and white	2.50	
8 x 10 print - color	7.00	
8 x 10 print - black and white	2.50	
Mug shot - color	3.00	
Compact Disc Copy	16.00	
Police Bomb Team		393
Explosive handling and detonation		
Minimum per disposal	345.00	
Response Fee	816.00	
Police Facilities Impact Fee - Citywide *^	<u>Option II</u>	529
Single Family Resident / per unit	673.00	
Multi-Family Resident / per unit	507.00	
Office / fee per 1,000 sq. ft. of Building	682.00	
Retail / fee per 1,000 sq. ft. of Building	717.00	
Industrial / fee per 1,000 sq. ft. of Building	340.00	

* Fees applicable to all maps accepted for filing after August 30, 2005 and all developments after November 27, 2005.

^Adjusted on July 1 annually, beginning July 1, 2018, based on the 20-City Construction Cost Index as reported in the Engineering News Record for the 12-month period ending in May of the year of adjustment.

**CITY OF FRESNO
MASTER FEE SCHEDULE**

POLICE DEPARTMENT

GENERAL FEES

<u>Fee Description & Unit/Time</u>	<u>Current</u>	<u>Amnd</u>
Police Reports		
Accident, injury or non-injury		
Report that contains 10 pages or less	-0-	
Report that contains 11 pages or more	0.20 / page	
Other reports		
Report that contains 10 pages or less	-0-	
Report that contains 11 pages or more	0.20 / page	
Public Safety Alarms -- Response to False Alarm		401
One response each fiscal year	-0-	
Second or more responses each fiscal year/each	155.00	
Regional Training Center Facilities Fees		489
Range Office - monthly	450.00	
Shared Range Office - monthly	225.00	
Classroom - daily	250.00	
Classroom - half day	175.00	
Mat Room - daily	400.00	
Mat Room - half day	250.00	
Pistol Range - daily	600.00	
Pistol Range - half day	400.00	
Rifle Range - daily	700.00	
Rifle Range - half day	450.00	
Tactical House - daily	500.00	
Tactical House - Half day	350.00	
Range Fee - Daily rate per person	18.00	525
Emergency Vehicle Operations Course (EVOC) - daily	1,300.00	
Dirve Awareness Pad - daily	400.00	
K-9 Filed - daily	200.00	
Pursuit Car - daily	88.00	
PIT Car - daily	75.00	
Motorcycle - daily	96.83	525
Training Officer - Hourly Straight Time	53.90	
Training Officer - Hourly Overtime	56.01	
Training Sergeant - Hourly Straight Time	63.62	
Training Sergeant - Overtime	67.52	

**CITY OF FRESNO
MASTER FEE SCHEDULE**

POLICE DEPARTMENT

GENERAL FEES

<u>Fee Description & Unit/Time</u>	<u>Current</u>	<u>Amnd</u>
Police Citation		489
1st citation per violation	1,000.00	
2nd citation per violation	10,000.00	
3rd citation per violation	50,000.00	
Other:	Actual Cost	489
a) Actual administrative costs		
b) Enforcement costs		
c) Abatement costs		
d) Costs incurred by the City associated with relocation of tenants resulting from enforcement of this Ordinance (FMC 10-715)		
Response to Inquiries Requiring Computer Data Base Extraction		401
Computer printout/page	1.00	
Computer magnetic media		
Run time per minute	1.00	
Premise history searches - Offline data		
Per location per 3 month period	103.00	
Premise history searches & summaries - Offline data		
Per location	25.00	
Research time		
Per minute	Actual Cost	
Repossession Report Filing Fee	15.00	456
Securing Occupied Private Residence or Business		
Vendor costs to secure premises / per Residence or Business	Actual cost	
Street Signs		
Neighborhood Watch Sign / each	30.00	
Patrol Sign / each	25.00	

**CITY OF FRESNO
MASTER FEE SCHEDULE**

POLICE DEPARTMENT

GENERAL FEES

<u>Fee Description & Unit/Time</u>	<u>Current</u>	<u>Amnd</u>
Summary of criminal history information	30.00	401
Tape recorded material		401
First ½ hour or portion	16.00	
Additional ½ hour or portion	13.50	
Temporary Block Closure		401
Commercial or promotional / per permit	14.00	
Residential block party / per permit	10.00	
Tow Franchise Vehicle Release		506
Per released vehicle	60.00	
Collision with Road Blockage	116.00	
Illegal Parking	189.00	
Unlicensed Driver/ Expired Registration	266.00	
Arrest / Suspended Driver	450.00	
DUI Driver		
Witness Fees		464
Attorney deposit for officer or employee testimony per subpoena	150.00	

**CITY OF FRESNO
MASTER FEE SCHEDULE**

PUBLIC UTILITIES DEPARTMENT

COMMUNITY SANITATION

<u>Fee Description & Unit/Time</u>	<u>Current</u>	<u>Amnd</u>
Illegal Pile - trash and debris		464
Total labor and equip first hour minimum	172.63	
Total labor and equip each additional 15 minutes after the first hour	41.98	
Refrigerator Disposal	8.00	

CONNECTION CHARGES - SEWER (FMC 6-304 and 6-305)

<u>Fee Description & Unit/Time</u>	<u>Current</u>	<u>Amnd</u>
Deferment of Payment FMC 6-305 (c) applicable to existing single-family residences anywhere in the City's service area [and commercial or industrial development in the Enterprise Zone]:		407
Application		
Interest on unpaid balance / per annum, maximum 15-year term [1 2% above the City's pooled cash rate or maximum amount authorized by law, whichever is less as determined pursuant to FMC Section 6-305 (c)(1)]	15.00 [Variable 1]	
House Branch Sewer Charge		
House Branch Connection / Contract cost plus	100%	
Inspection/administration / Contract cost	10.00 +10%	
Interest charge (5 year limit) / Total	7%	
Lateral Sewer Charge		
Maximum lot depth 100 feet / per square foot	0.10	
Major Facilities Sewer Charge Unit	-0-	
Oversize Charge * Maximum lot depth 100 feet / per square foot	0.05	
* For parcels in the UGM area, oversize charges are deposited into separate UGM oversize charge service area accounts.		
Copper Avenue Sewer Lift Station Benefit Service Area Fee per Equivalent Dwelling Unit (EDU)	650.00	410

**CITY OF FRESNO
MASTER FEE SCHEDULE**

PUBLIC UTILITIES DEPARTMENT

FACILITY CHARGES - SEWER (FMC 6-304 and 6-305)

Fee Description & Unit/Time

Current

Amnd

Trunk Sewer Charge (Residential Users)

Trunk sewer service area maps are maintained by the Director of the Public Works Department.

Fee not applicable for development existing as of 10/01/92 in the Fowler Service Area per map (attached as Exhibit A).

Cornelia Service Area / Living unit	419.00	
Fowler Service Area / Living unit	344.00	
Grantland Service Area / Living unit	419.00	
Herndon Service Area / Living unit	496.00	

UGM Trunk Sewer Fee

See Development Dept
- UGM Fees

Wastewater Facilities Sewer Charge (Residential Users)

- for maps vested between October 25, 1992, through December 30, 1995 (Phase 1a) / per unit or LUE 1,910.00

- for maps vested after December 30, 1995 (Phase 1b) / per unit or LUE 2,119.00

(Reso 95-278, adopted 10/31/95)

Wastewater Facilities Sewer Charge (Commercial & Industrial Users)

Formula:

Sewer Flow charge = (W * Sewer flow rate)

BOD charge = (W ÷ 1,000,000) * X * BOD rate)

TSS charge = (W ÷ 1,000,000) * Y * TSS rate)

W = Sewer Flow in gallons/day

X = BOD concentration in mg/L * 8.345

Y = TSS concentration in mg/L * 8.345

Sewer Flow rate / gallon per day 3.40

BOD rate / per pound 760.88

TSS rate / per pound 626.35

Trunk Sewer Charge (Commercial and Industrial Users)

Fowler Service Area / gallon per day 1.012 539

Grantland/Cornelia Service Area / gallon per day 1.233 539

Herndon Service Area / gallon per day 1.460

**CITY OF FRESNO
MASTER FEE SCHEDULE**

PUBLIC UTILITIES DEPARTMENT

SEWER REIMBURSEMENTS/CREDITS - SEWER MAINS (FMC 6-306)

<u>Fee Description & Unit/Time</u>	<u>Current</u>	<u>Amnd</u>
Sewer oversize credit for private installation when required to be constructed to a size larger than 8 inches (per linear foot):		
10-inch diameter	2.50	
12-inch diameter	4.50	
15-inch diameter	8.00	
18-inch diameter	13.00	
21-inch diameter	19.00	
24-inch diameter	26.00	
27-inch diameter	31.00	
UGM area, except as provided in FMC 6-306 - maximum	17,000.00	
Extra depth credit for oversize sewer installations (per linear foot):		
Depth over 8 to 12 feet	1.00	
Depth over 12 to 16 feet	4.00	
Depth over 16 to 20 feet	9.00	
Depth over 20 feet	15.00	

**CITY OF FRESNO
MASTER FEE SCHEDULE**

PUBLIC UTILITIES DEPARTMENT

SOLID WASTE RATES**

<u>Fee Description & Unit/Time</u>	<u>Current</u>	<u>Amnd</u>
Commercial Service Franchised Effective 12/05/2011		510
Commercial Recycling & Green Waste Service Franchised Effective 12/05/2011		510
Roll Off Service Franchised Effective 10/31/2011		510
Multi-Family Service Franchised Effective 12/05/11		510
Commercial/Multi-Family Recycling Service Franchised Effective 12/05/11		510
 SOLID WASTE, NON-BIN/COLLECTION SERVICES*		483
Single-family Residential		
Basic service / per month		
One 96-gallon container one day per week	25.37	
Additional automated containers (12-month minimum) after first 96-gallon container:		
64-gallon container / per month	7.43	
96-gallon container / per month	10.25	
96-gallon green waste container / per month	3.87	
96-gallon recycling container / per month	3.74	
Alternative service / per month		
One 64-gallon container one day per week	19.20	
 Senior Citizen (62 years or older) meeting all the conditions listed below / per month:		483
1 Service must be in name of senior citizen;		
2 Occupants of residence must be senior citizen or dependants of senior citizen;		
3 Benefitting senior citizen must meet California Public Utilities Commission poverty level guidelines;		
4 Benefitting senior citizen must notify the City when they no longer qualify.		
Basic service / per month		
One 96-gallon container one day per week	21.81	
One 64-gallon container one day per week	16.51	
 Container Exchange	35.28	554
 Container Exchange for New 64 gallon container	64.89	554
 Container Exchange for New 96 gallon container	70.28	554

* Fee changes effective 09/01/09

** Rates shall be adjusted annually by staff during the budget process to reflect the rates in effect as per Reso. No. 2007-79

**CITY OF FRESNO
MASTER FEE SCHEDULE**

PUBLIC UTILITIES DEPARTMENT

SOLID WASTE RATES**

Fee Description & Unit/Time

Current

Amnd

Solid Waste, Special Haul

554

30 minute minimum

68.65

Each additional 15 minutes or fraction over 30 minutes

16.00

Illegal Dumping Cleanup

1 hour minimum

377.11

561

Each additional 15 minutes

19.74

Foreman's Charge

44.02

554

Skip Fee

528

1st two incidents each fiscal year

No Charge

3rd incident and each incident thereafter in a fiscal year

16.27

554

Special Event Truck Rental Per Hour (2 hour minimum)

77.53

554

MULTI-FAMILY RESIDENTIAL, NON-BIN/COLLECTION SERVICES* **

483

Basic service shall be 0.3 cubic yard in 45-, 64-, or

96-gallon containers

64-gallon container, one day a week / per month

19.20

96-gallon container, one day a week / per month

25.37

***This equates to one-half of the 96-gallon container rate.

Additional automated containers (12-month minimum) after first

483

96-gallon container

96-gallon green waste container / per month

3.87

96-gallon recycling container / per month

3.74

Private Collection

Collection Route Permit

Year

325.00

Month

28.00

Service Location Permit

Location per year

17.00

When service cannot be adequately provided by City:

Construction and Demolition Private Collection

Material Diversion Fee

17.70

Roll-off Franchise Application Fee

560.00

502

Code Violation Appeal Fee

Single Family Residential up to two units

35.00

Multi-Residential with three or more units

55.00

Commercial Apartment Complex and Commercial Business

75.00

* Fee changes effective 04/01/07

** Rates shall be adjusted annually by staff during the budget process to reflect the rates in effect as per Reso. No. 2007-79

**CITY OF FRESNO
MASTER FEE SCHEDULE**

PUBLIC UTILITIES DEPARTMENT

SOLID WASTE RATES**

Fee Description & Unit/Time

Current

Amnd

Container in View, Code Citation Penalties

435

1st Violation

Notice of Violation

2nd Violation

Notice of Violation

3rd Violation or thereafter (penalty to be determined
by department director within specified range)

50.00-200.00, maximum
1,500 per period
July 1 - June 30

Improper Use of Container, Code Citation Penalties

435

1st Violation

Notice of Violation

2nd Violation

Notice of Violation

3rd Violation or thereafter (penalty to be determined
by department director within specified range)

50.00-200.00, maximum
1,500 per period
July 1 - June 30

Unauthorized Removal of Segregated Recyclable

435

Material Penalties

1st Violation, Minimum

100.00

2nd Violation within one year, Minimum

200.00

3rd Violation or thereafter within one year, Minimum

500.00

Community Sanitation Services Only

In-Lieu

Residential - Customer per month

6.23

Commercial - Service location per month

6.23

* Fee changes effective 04/01/07

** Rates shall be adjusted annually by staff during the budget process to reflect the rates in effect as per
Reso. No. 2007-79

CITY OF FRESNO MASTER FEE SCHEDULE

PUBLIC UTILITIES DEPARTMENT

WASTEWATER RATES**

Each Wastewater rate below consists of two components, Capital and Operation and Maintenance (O&M). This breakdown is listed below each rate for your information.

<u>Fee Description & Unit/Time *</u>	<u>Current</u>	<u>Amnd</u>
--	----------------	-------------

Sewer Service Charges, Industrial Users (as defined in Section 6-302 of the FMC)

High Industrial: Sewage effluent volume of 25,000 gallons in a single day, or Biochemical Oxygen Demand (BOD) greater than 265 mg/liter (mg/l), or Total Suspended Solids (TSS) greater than 300 (mg/l).

Total fee amount is based on three components:

Flow (in hundred cubic feet (HCF) or gallons), pounds of BOD, and pounds of TSS.

Potable water, metered

Per HCF¹		0.507
----------------------------	--	-------

Capital	0.173	
O&M	0.334	

=+ BOD / pound		0.261
----------------	--	-------

Capital	0.089	
O&M	0.172	

=+ TSS / pound		0.296
----------------	--	-------

Capital	0.101	
O&M	0.195	

or

Per 1,000 gallons²		0.678
--------------------------------------	--	-------

Capital	0.231	
O&M	0.447	

=+BOD / pound		0.261
---------------	--	-------

Capital	0.089	
O&M	0.172	

=+ TSS / pound		0.296
----------------	--	-------

Capital	0.101	
O&M	0.195	

¹There are 748 gallons in a hundred cubic feet.

²Rates per 1,000 gallons are approximate as they have been rounded to the 3rd decimal place.

* Rates are effective 9/1/10

** Rates shall be adjusted annually by staff during the budget process to reflect the rates in effect as per Reso. No. 2007-79

**CITY OF FRESNO
MASTER FEE SCHEDULE**

PUBLIC UTILITIES DEPARTMENT

WASTEWATER RATES**

Fee Description & Unit/Time *		Current	Amnd
High Industrial (continued)			
Sewage effluent, metered			
Per HCF¹		0.559	
Capital	0.191		
O&M	0.368		
=+ BOD / pound		0.261	
Capital	0.089		
O&M	0.172		
=+ TSS / pound		0.296	
Capital	0.101		
O&M	0.195		
or			
Per 1,000 gallons²		0.749	
Capital	0.256		
O&M	0.493		
=+ BOD / pound		0.261	
Capital	0.089		
O&M	0.172		
=+ TSS / pound		0.296	
Capital	0.101		
O&M	0.195		
<i>Pounds of BOD or TSS can be calculated using the following formulas:</i>			
<i>Pounds BOD = (W ÷ 1,000,000) * 8.345 * BOD concentration in mg/l</i>			
<i>Pounds TSS = (W ÷ 1,000,000) * 8.345 * TSS concentration in mg/l</i>			
<i>Note: BOD concentration can be based on the actual or estimated value</i>			
<i>W=sewer or water flow in gallons/day</i>			
Low Industrial:			
Potable water, metered			
HCF¹		1.077	
Capital	0.368		
O&M	0.709		
1,000 Gallons²		1.44	
Capital	0.492		
O&M	0.948		
Sewage effluent, metered			
HCF¹		1.185	
Capital	0.405		
O&M	0.780		
1,000 Gallons²		1.583	
Capital	0.541		
O&M	1.042		

¹ There are 748 gallons in a hundred cubic feet.

² Rates per 1,000 gallons are approximate as they have been rounded to the 3rd decimal place.

* Rates are effective 9/1/10

** Rates shall be adjusted annually by staff during the budget process to reflect the rates in effect as per Reso. No. 2007-79

CITY OF FRESNO MASTER FEE SCHEDULE

PUBLIC UTILITIES DEPARTMENT

WASTEWATER RATES**

<u>Fee Description & Unit/Time *</u>	<u>Current</u>	<u>Amnd</u>
Minimum Charge		
Month	25.75	
Capital	8.80	
O&M	16.95	
Sewer Service Charges, Commercial Users - classification determined by concentration (mg/l) of Biochemical Oxygen Demand (BOD) or Total Suspended Solids (TSS) present in flow.		
High: BOD or TSS greater than or equal to 501 mg.		
Portable water, metered		
HCF¹	3.514	
Capital	1.201	
O&M	2.313	
1,000 Gallons²	4.698	
Capital	1.605	
O&M	3.093	
or		
Sewage effluent, metered		
HCF¹	3.864	
Capital	1.320	
O&M	2.544	
1,000 Gallons²	5.167	
Capital	1.766	
O&M	3.401	
Minimum Charge		
Month	25.75	
Capital	8.80	
O&M	16.95	
Medium: BOD or TSS without a range of 201-500 mg/l		
Potable water, metered		
HCF¹	1.792	
Capital	0.612	
O&M	1.180	
1,000 Gallons²	2.398	
Capital	0.819	
O&M	1.579	

¹ There are 748 gallons in a hundred cubic feet.

² Rates per 1,000 gallons are approximate as they have been rounded to the 3rd decimal place.

* Rates are effective 9/1/10

** Rates shall be adjusted annually by staff during the budget process to reflect the rates in effect as per Reso. No. 2007-79

**CITY OF FRESNO
MASTER FEE SCHEDULE**

PUBLIC UTILITIES DEPARTMENT

WASTEWATER RATES**

<u>Fee Description & Unit/Time *</u>	<u>Current</u>	<u>Amnd</u>
Sewage effluent, metered		
HCF¹	1.973	
Capital	0.674	
O&M	1.299	
1,000 Gallons²	2.637	
Capital	0.901	
O&M	1.736	
Minimum charge		
Month	25.75	
Capital	8.80	
O&M	16.95	
Low: BOD or TSS within the range of 0-200 mg/l		
Potable water, metered		
HCF¹	1.077	
Capital	0.368	
O&M	0.709	
1,000 Gallons²	1.440	
Capital	0.492	
O&M	0.948	
or		
Sewage effluent, metered		
HCF¹	1.184	
Capital	0.405	
O&M	0.779	
1,000 Gallons²	1.583	
Capital	0.541	
O&M	1.042	
Minimum Charge		
Month	25.75	
Capital	8.80	
O&M	16.95	
Sewer Service Charges, Residential Users		
Single Family:		
Unit per month	25.75	
Capital	8.80	
O&M	16.95	

¹ There are 748 gallons in a hundred cubic feet.

² Rates per 1,000 gallons are approximate as they have been rounded to the 3rd decimal place.

* Rates effective 9/1/10

** Rates shall be adjusted annually by staff during the budget process to reflect the rates in effect as per Reso. No. 2007-79

CITY OF FRESNO MASTER FEE SCHEDULE

PUBLIC UTILITIES DEPARTMENT

WASTEWATER RATES**

<u>Fee Description & Unit/Time *</u>	<u>Current</u>	<u>Amnd</u>
Senior Citizen (62 years or older) meeting all the conditions listed below / per month:	23.16	
1. Single-family residents only;		
2. Service must be in name of senior citizen;		
3. Occupants of residence must be senior citizen or dependants of senior citizen (not to exceed		
4. Benefitting senior citizen must notify the City when they no longer qualify.		
Multi-family:		
First unit / per month	25.75	
Capital 8.80		
O&M 16.95		
Each Additional unit / per month	17.29	
Capital 5.91		
O&M 11.38		
Sewer Service Charges, Schools (on the basis of average daily attendance):		
Kindergarten/elementary		
Student/Year	15.957	
Capital 5.453		
O&M 10.504		
Middle		
Student/Year	24.762	
Capital 8.462		
O&M 16.300		
Senior high		
Student/Year	29.866	
Capital 10.206		
O&M 19.660		
Parochial		
Student/Year	8.632	
Capital 2.950		
O&M 5.682		
College		
Student/Year	10.646	
Capital 3.638		
O&M 7.008		

* Rates are effective 9/1/10

** Rates shall be adjusted annually by staff during the budget process to reflect the rates in effect as per Res. No. 2007-79

CITY OF FRESNO MASTER FEE SCHEDULE

PUBLIC UTILITIES DEPARTMENT

WASTEWATER RATES**

<u>Fee Description & Unit/Time</u>	<u>Current</u>	<u>Amnd</u>
Hauled Waste Disposal		561
Septage and Non Domestic Waste		
1,000 gallons¹	69.812	
Capital	13.496	
O&M	56.316	
High Strength Non Domestic Waste - per gallon	0.03	561
Hauled Waste disposal station badge:		464
Replacement / per badge	25.00	
Pretreatment Surcharges (monthly charges)		
Category I - Individual permit*	27.54	
Category II - General permit**	4.05	
Category III - No permit required***	1.29	
Category IV - All residential users	0.06	
<p>* All industrial high-strength and categorically regulated users.</p> <p>** All commercial establishments which may require pretreatment and monitoring activity (automotive repair, bakeries--retail, car washes, hotels/motels with dining facilities, laundromats, markets with garbage disposals, mortuaries, nursing homes, printers, restaurants, shopping centers).</p> <p>***No discharge of process water (automotive--retail, business/services).</p>		
Special Charges and Penalties		435
Television Inspection/Sewer		
CCTV Inspection		
per hour (one hour minimum)	182.73	539
CCTV Standby		
15- minute period	45.68	539
CCTV Inspection lateral tie-in (sewer mains less than 15" in diameter) per hour (one hour minimum)	116.88	539
Inspection cleaning for minor debris		
per hour (30 minutes minimum)	179.45	539
Video Inspection Sit-In per hour (one hour minimum)	114.63	539
Review Outside Contractor CCTV Inspection / per hour	143.25	561
Sewer Access Structure Channel Inspection / per hour	114.67	561
Disconnection or reconnection inspection fee / per inspection	12.50	
Discharge flow dye test / per-hour	129.23	539
Combo Truck rate / per hour	204.40	539
After-Hours Service Call (Single Responder) / per hour	95.34	561

¹ There are 748 gallons in a hundred cubic feet.

² Rates per 1,000 gallons are approximate as they have been rounded to the 3rd decimal place.

** Rates shall be adjusted annually by staff during the budget process to reflect the rates in effect as per Res. No. 2007-79

**CITY OF FRESNO
MASTER FEE SCHEDULE**

PUBLIC UTILITIES DEPARTMENT

WASTEWATER RATES**

<u>Fee Description & Unit/Time *</u>	<u>Current</u>	<u>Amnd</u>
Pretreatment Administrative Penalties		464
Notice of Non-compliance	250.00	480
Warning Notice	250.00	
Notice of Violation	500.00	
Consent Order	750.00	
Compliance Order	1,000.00	
Show Cause Order	1,000.00	
Administrative cost recovery charges for failure to meet reporting deadlines:		464
First day late	89.89	561
Each additional day late	44.95	
Composite Sampler Rental / per day	75.00	
Pretreatment enforcement charges/per hour	89.89	
Miscellaneous non-enforcement charges/per hour	89.89	
Laboratory Services		554
General Wet Chemistry / Bacteriological Analyses per hour	90.79	
Organic Analysis / per hour	89.10	
Inorganic Analysis / per hour	72.05	

**CITY OF FRESNO
MASTER FEE SCHEDULE**

PUBLIC UTILITIES DEPARTMENT

WATER RATES**

Fee Description & Unit/Time *

Current

Amnd

Water, Metered Service Rate total charge shall be monthly meter service charge plus quantity charge based on usage.

522

Water Meter Service Charge, (meter size per month):

Domestic

3/4-inch or smaller	13.50
1-inch	17.90
1-1/2-inch	20.80
2-inch	35.30
3-inch	52.80
4-inch	79.00
6-inch	152.00
8-inch	705.00
10-inch	1,113.00
12-inch	1,462.00

Irrigation***

3/4-inch or smaller	10.70
1-inch	13.40
1-1/2-inch	15.20
2-inch	24.10
3-inch	34.90
4-inch	51.00
6-inch	96.00
8-inch	436.00
10-inch	687.00
12-inch	901.00

Water Quantity Charge:

All Customer Classes

Each 100 Cubic Feet (HCF)	1.74
1,000 gallons	2.33

Water Affordability Credit for Income - Qualified

522

Single Family Residential Accounts Only, \$/Month

Up to \$5.00

* Rates effective 7/1/16

** Rates shall be adjusted annually by staff to reflect the rates in effect as per Res. No. 2015-36

***These charges were previously charged at the Domestic service rate.

**CITY OF FRESNO
MASTER FEE SCHEDULE**

PUBLIC UTILITIES DEPARTMENT

WATER RATES**

Fee Description & Unit/Time ***

Current

Amnd

Water Quantity Charge (continued):

Wells, private (used for irrigation or commercial purposes when required to be metered)

Each HCF	0.218	
1,000 gallons	0.290	

Water drawn from a fire hydrant / Minimum per month	29.97	
---	-------	--

Backflow Prevention, Program Fee

540

Per assembly/per month	2.00	
------------------------	------	--

Private Fire Protection Charges, \$/Month

Private Hydrants	45.60	522
------------------	-------	-----

Fire Service Connections****

1-inch	15.70	
1-1/2-inch	15.70	
2-inch	15.70	
2-1/2 and 3-inch	15.70	
4-inch	15.70	
6-inch	45.60	
8-inch	98.00	
10-inch	175.00	
12-inch	283.00	

Irrigation of City-Owned Property, Not Metered

100 square feet	0.24	
-----------------	------	--

Penalties

464

Fire hydrant, unauthorized use / first violation	500.00	
Each violation after first violation	1,000.00	

** Rates shall be adjusted annually by staff to reflect the rates in effect as per Res. No. 2015-36

*** Rates effective 7/1/16

**** These charges were previously a part of the Fire Protection Automatic Sprinkler Service charges.

**CITY OF FRESNO
MASTER FEE SCHEDULE**

PUBLIC UTILITIES DEPARTMENT

WATER RATES**

Fee Description & Unit/Time

Current

Amnd

Penalties (continued)

Fire hydrant damage repair fee

Excavation not required

669.00

561

Excavation required

100%

500

Delinquent notice

Sewer connection, deferred payment plan, 60 days
delinquent

2.00 +
accumulated
interest &
principal
installment

Returning travel meter after permit expiration date per day
Conditions of service work (related to Water Conservation,
FMC 6-520(e)*

10.00

First Month with Incident

Notice of Water
Waste Issued

549

Second Month with Incident

25.00

Third Third Month with Incident

50.00

Fourth Month with Incident

100.00

Fifth through Twelfth Month with Incident

100.00

Illegal connection / per violation

45.00

(See Service Work for disconnection, damage, and
reinstallation of service after first incident.)

Delinquent Payment

499

Utility billings / per billing for water, sewer, sanitation,
and/or solid waste service
if unpaid balance > \$10.00

2%

Notification to discontinue services for non-payment of utility
charges:

Customers / per notification

8.00

Customers with tenants / per tenant notified at a single
billing address

2.00

Minimum

8.00

Research project fees / per hour

45.00

Discontinuance of service for non-payment and restoration of
service after payment

Per Discontinuance / Restoration

15.00

NOTE: The above fees are administered by the Utilities, Billing, and
Collection Section of the Department of Public Utilities.

*Fines shall not be imposed upon incidents of water waste recorded by the City's water meter reading
system until the passage of a Council resolution authorizing such fines.

**CITY OF FRESNO
MASTER FEE SCHEDULE**

PUBLIC UTILITIES DEPARTMENT

WATER RATES**

<u>Fee Description & Unit/Time</u>	<u>Current</u>	<u>Amnd</u>
Service Work (related to remedy of illegal water connection)		561
Blind washer installation / per service	129.00	
Blind washer removal / per service	129.00	
Service Disconnection / per service	301.00	
Service Restoration / per service	1,028.00	
Padlock on curb stop / per installation	10.00	
Intentional Damage to Meter/Meter Box/Angle Meter Stop/Curb Stop/ Automatic Meter Reading Equipment (Cost & Overhead)	100%	525
After-hours turn on service work:		561
Water, Discontinuance & Restoration of service (except emergency) per call	238.00	
Water, Temporary Service*		561
Single Family Residential (metered)	See Water Metered Service Rates	487
Fire hydrant permit	27.00	
Fire hydrant wrench deposit	125.00	
3-inch Fire Hydrant Meter Deposit	1,282.00	
Testing and Cleaning Fee	131.00	561

Deposits required shall be refunded upon the return of all equipment. Deductions shall be made for water service charges due and the cost of repair or replacement of damaged equipment. Any additional replacement costs will be billed to the customer. See Water Metered Service Rate section for the quantity and water meter service charges (3-inch Domestic Service).

* This fee to sunset as of January 1, 2013 for customers on a metered rate

** Rates shall be adjusted annually by staff to reflect the rates in effect as per
Res. No. 2015-36

**CITY OF FRESNO
MASTER FEE SCHEDULE**

PUBLIC UTILITIES DEPARTMENT

WATER RATES**

<u>Fee Description & Unit/Time</u>	<u>Current</u>	<u>Amnd</u>
Well Drilling Permit and Inspection		561
Water Supply Well Permit / each	293.00	
Water Supply Well Inspection / each	359.00	
Monitoring Well Permit / each	293.00	
Monitoring Well Inspection / each	342.00	
Well Destruction & Abandonment		561
(Water Supply/Monitoring Wells / each)		
Well Abandonment Permit	293.00	
Well Abandonment Inspection	207.00	
Well Destruction Permit	293.00	
Well Destruction Inspection	342.00	
Underground Utility Remark Fee (per call back)	166.00	561
Sale of Surplus Dirt		456
City load / per yard of dirt	5.00	
Customer pick-up / per yard of dirt	1.20	

WATER CONNECTION CHARGES (FMC 6-507)

<u>Fee Description & Unit/Time</u>	<u>Current</u>	<u>Amnd</u>
Deferment of Payment applicable to existing single-family residences Same basis and fees as sewer connection charges.	See FMC Sctn 6-305 (c)	
Frontage Charge		
Front foot or fraction	6.50	
Installation Charges		464
Meter & Service Installation (when installed together)		
1-inch	2,241.00	
1-1/2-inch	2,508.00	
2-inch	2,671.00	
Minimum residential service connections:		489
Lots less than 20,000 square feet (1-inch)		
Lots 20,000 square feet or greater (1-1/2-inch)		
Meter Installation (when installed on existing services)		415
1-inch	330.00	
1-1/2-inch	455.00	
2-inch	530.00	
Larger than 2-inch (FMC 6-507(a)(3))		
Cost plus overhead	100%	

CITY OF FRESNO MASTER FEE SCHEDULE

PUBLIC UTILITIES DEPARTMENT

WATER CONNECTION CHARGES (FMC 6-507)

Fee Description & Unit/Time

Current

Amnd

Installation Charges (continued):

Service Installation (without meter)

464

Service to house (between property line and house) can be reduced based upon setback, fixtures, etc., as provided in the UPC and UBC. (includes tap, service line, corp stop, curb stop and fittings)

1-inch

2,178.00

1-1/2-inch

2,363.00

2-inch

2,486.00

Larger than 2-inch (FMC 6-507(a)(3))

Cost plus overhead

100%

Water Capacity Fee^

530**

Meter Size*

Up to 3/4

3,048.00

1"

4,879.00

1-1/2"

6,100.00

2"

12,195.00

3"

19,514.00

4"

30,490.00

6"

60,980.00

8"

292,701.00

*Fees for meters larger than 8-inches will be determined at the time the development is proposed to recover the cost of facilities required to meet the water demand for the meter size.

^Adjusted July 1 annually, beginning July 1, 2018, based on the 20-City Construction Cost Index as reported in the Engineering News-Record for the 12-month period ending in May of the year of the adjustment.

**530th Master Fee Schedule Amendment effective upon effective date of the Water Capacity Charge

**CITY OF FRESNO
MASTER FEE SCHEDULE**

PUBLIC UTILITIES DEPARTMENT

WATER CONNECTION CHARGES (FMC 6-516)

<u>Fee Description & Unit/Time</u>	<u>Current</u>	<u>Amnd</u>
Transmission Grid Reimbursement^	See FMC 6-516	530**
Transmission Grid Main (TGM) credit/reimbursement for private installation when required to be constructed to transmission grid size (per lineear foot):		
12-inch diameter	10.00	
14-inch diameter	14.50	
16-inch diameter	31.00	
24-inch diameter	41.00	
Maximum	10,000.00	
Trench surfacing credit for TGM installations)per linear foot):		
In existing asphalt concrete streets	10,000 or construction costs, whichever is less	
In existing non-asphalt concrete streets	6.00 or construction cost, whichever is less	

**530th Master Fee Schedule Amendment effective upon effective date of the Water Capactiy Charge Ordinance.

**CITY OF FRESNO
MASTER FEE SCHEDULE**

PUBLIC WORKS DEPARTMENT

ENGINEERING, INSPECTION, AND STREET WORK

Fee Description & Unit/Time

Current

Amnd

Assessment Districts

City Attorney Review

Review and/or preparation of documents regarding district formation and issuance of bonds; review and/or preparation of documents regarding district administration, close out and legal research. (Costs for Assessment Foreclosure proceedings are not included and will be charged separately).

Billable, or hourly plus fringe, plus actual direct costs (per hour, 1-hour minimum)

Deposits in advance would include requirement for fees paid up front by Development–Security/Retainer, etc.

100% of Estimated Cost

Finance Bond fee

1/4 of 1% of bonds sold or \$5,000, whichever is greater

Application fee

10,000.00

Assessment District Apportionments

4 or less parcels

950.00

5 or more parcels

1,950.00

Assessment payoff quotation / per request

5.00

Assessment District Proceedings, All Districts

All costs determined by Public Works Director per district

Community Facilities Districts

Community Facility District No. 9

Annexation Processing Fee

3,600.00

528

Community Facility District No. 11

Annexation Processing Fee

4,500.00

528

Community Facility Maintenance Districts

Formation Processing Fee

7,500.00

528

*City Administration Only

Bond Performance

393

Performance bond for street work permit

Excavation and work in connection with sidewalks, curbs, gutters, and driveway approaches

Minimum bond

25,000.00

Other excavation and work not in connection with sidewalks, curbs, gutters, and driveway approaches

Minimum bond

25,000.00

**CITY OF FRESNO
MASTER FEE SCHEDULE**

PUBLIC WORKS DEPARTMENT

ENGINEERING, INSPECTION, AND STREET WORK

<u>Fee Description & Unit/Time</u>	<u>Current</u>	<u>Amnd</u>
Construction Staking		409
Linear foot	1.48	
Minimum	386.00	
Private design		
Linear foot	1.27	
Minimum	221.00	
Contract staking/restaking		
Hour (regular or overtime)	181.00	
Deed Check and Recordation		456
Check and one recheck	470.00	
Each recheck thereafter	100.00	
County Deed submittal	130.00	
Subordination preparation	300.00	
Deed Document		456
Preparation by City Engineer		
Simple / each	465.00	
Complex / each	785.00	
Exhibit preparation / per hour	85.00	
Deviation/Waiver		
Street improvement standards or regulations / per request	135.00	
Public improvement waivers		
Application / per request	125.00	
Noticing / per request	125.00	
Encroachment		
Public Rights-of-Way / per application	765.00	
Extension of Time		
Development Agreement		
Construction costs:		
\$0 to \$10,000	91.00	
\$10,000 to \$50,000	130.00	
\$50,000 to \$100,000	208.00	
Over \$100,000	260.00	
Security Processing	250.00	
Amendments	300.00	
Feasibility Study		409
Street	655.00	
Sewer	220.00	
Water	220.00	

**CITY OF FRESNO
MASTER FEE SCHEDULE**

PUBLIC WORKS DEPARTMENT

ENGINEERING, INSPECTION, AND STREET WORK

<u>Fee Description & Unit/Time</u>	<u>Current</u>	<u>Amnd</u>
Inspection, Subdivision		409
\$0 to \$10,000		
Final cost estimate	11.52%	
Minimum	600.00	
\$10,000 to \$500,000	4,836.00	
Over \$10,000 Final cost estimate	+3.25%	
Over \$500,000	20,793.00	
Final cost estimate	+4.1%	
Extension of time for final inspection		
Inspection fee	11%	
Minimum	562.00	
Inspection, Street Work		456
Permit - Minimum	175.00	
Permit Processing Fee - Level 1 (Application does not include associated drawings or plans)	65.00	546
Permit processing Fee - Level 2 (Applications including associated drawings or plans, documents required for submittal, verification of insurance approval, verification of fees, verification of off-site right-of-way dedications, public utility and pedestrian easements, etc.)	140.00	546
Violation for working within City right-of-way without a street work permit		
Each occurrence	1,000.00	546
Alley, paved / per square foot	0.12	
Backfill, trench		
First 100 linear feet	145.00	
Each additional 100 linear feet	43.50	
Curbs and gutters / per linear foot	0.85	
Driveway approaches (measured at curb lines) / per linear foot	3.43	
Gutters, valley / per linear foot	2.61	

**CITY OF FRESNO
MASTER FEE SCHEDULE**

PUBLIC WORKS DEPARTMENT

ENGINEERING, INSPECTION, AND STREET WORK

Fee Description & Unit/Time	Current	Amnd
Inspection, Street Work - continued		
Manholes, drain inlets / each	104.00	
Sewer mains (includes inspection of house-branch and trench surface) / per linear foot	7.48	
Sidewalks / per linear foot	0.69	
Sidewalks, special (brick, etc.) / per square foot	0.93	
Streetlights / each	88.00	
Street, paved / per square foot	0.07	
Traffic Control Field Inspection (based on 0.50 hr per inspection)	37.00	464
Water mains / per linear foot	7.48	
Option based on construction cost of \$10,000 or more	See Inspection, Subdivision	
Legal Notices Posted by City		
Minimum	30.00	
Miscellaneous		409
Special Callout Service (Hourly overtime rate of assigned staff)		
2 hour minium	103.00/min.	
Special Project Evaluation*		
2 hour minium	144.00/min.	
Log in and distribution fee (fixed)	5.00	
Special Research Request per hour plus copies	25.00 +	
8 ½ x 11 per document copy	0.50	
8 ½ x 14 per document copy	0.75	
11 x 17 per document copy	0.75	
Plotted document including maps and aerial photos per copy	2.50	
Special Service Study Request per hour/2 hour minium	184.00/ min.	
Equipment usage per hour	25.00	
If 24 hour traffic count then fixed rate per unit used	150.00	
Requests for services before 7am or after 5pm, or Saturday and Sunday	125.00 w/3 hr min	
Monument Check		
Lot	30.00	
Minimum	200.00	
Official Plan Line		
Planning	See Dev Dept.	
Adoption or amendment prepared by:	Fees	
City Engineer		
1/4 mile	Actual	
Minimum deposit	5,000.00	
Plan line	Actual	

* (Estimate will be provided to applicant upon submittal)

**CITY OF FRESNO
MASTER FEE SCHEDULE**

PUBLIC WORKS DEPARTMENT

ENGINEERING, INSPECTION, AND STREET WORK

Fee Description & Unit/Time

Current

Amnd

Official Plan Line - continued

Private Engineer

Minimum deposit

1,000.00

Plan Review

546

Traffic Control

Level 1 (each request) - Includes minor traffic control plans limited to sidewalk and/or shoulder closures.

80.00

Level 2 (each request) - Includes minor traffic control plans including lane closures, lane shifts, residential/local street closures, or flagging operations.

215.00

Level 3 (each request) - Includes any major street (classified street) closures and plans that include four (4) or more phases and/or contain multiple sheets for each phase.

575.00

Violation for failure to obtain approval of traffic control plan (per day)

546

First violation

Written
Warning

Each violation thereafter

1,000.00

Violation of requirements of approved traffic control plan (per day)

546

First violation

Written
Warning

Each violation thereafter **

500.00

Violation for working without approved traffic control plan on-site (per day)

546

First violation

Written
Warning

Each violation thereafter

100.00

Streetlight

First 30 lights

263.00

Each 10-light increment

31.00

*Due on submittal; unused portion refundable upon termination.

**Fee may be waived by the Public Works Director.

**CITY OF FRESNO
MASTER FEE SCHEDULE**

PUBLIC WORKS DEPARTMENT

ENGINEERING, INSPECTION, AND STREET WORK

Fee Description & Unit/Time

Current

Amnd

Plan Review - continued

Public Improvement Plan Check

456

\$0 to \$50,000

4.5% or \$500

Final cost estimate

whichever is
more

\$50,000 to \$250,000

2,250.00

Final cost estimate over \$50,000

+2%*

Over \$250,000

6,250.00

Final cost estimate over \$250,000

+1.8%*

Street Work Inspection -- Public Utilities

546

For work items not listed, the fee shall be for similar work or as determined by the City Construction Engineer. Subdivision utilities shall be exempt except for utilities installed in paved areas or streets.

Permit Processing Fee - Level 2 (Applications including associated drawings or plans, documents required for submittal, verification of insurance approval, verification of fees, verification of off-site right-of-way dedications, public utility and pedestrian easements, etc.)

140.00

Violation for working within City right-of-way without a street work permit

546

Each Occurance

1,000.00

Minimum:

Minor street project / per location

60.00

Major Street project / per permit

135.00

Structures (vaults, manholes, etc.) / per structure

75.00

Trench backfill:

409

Less than 100 linear feet

100.00

Over 100 linear feet

100.00

Each additional 100 linear feet or fraction

+30.00

Trench backfill and paving (A/C or PC concrete)

Less than 100 linear feet

175.00

Over 100 linear feet

175.00

**CITY OF FRESNO
MASTER FEE SCHEDULE**

PUBLIC WORKS DEPARTMENT

ENGINEERING, INSPECTION, AND STREET WORK

<u>Fee Description & Unit/Time</u>	<u>Current</u>	<u>Amnd</u>
Street Work Inspection -- Public Utilities - continued		
Each additional 100 linear feet or fraction	+55.00	
Rocksaw (includes backfill and paving) 100 linear feet or fraction	63.00	
Television Inspection/Sewer		
Viewing, Color Per linear foot	0.85	
Standby, Color 15-minute period or fraction	35.00	
Traffic Signal Flash Request Fee		554
Flash activation and signal restore - Special Events*	287.16	
Flash activation and signal restore	450.00	
Traffic Study Review Fee		554
Level 1 - Qualitative analysis (i.e., trip generation comparison)	220.00	
Level 2 - Quantitative analysis of up to 5 locations (intersections and / or segments)	525.00	
Level 3 - Quantitative analysis of more than 5 locations (intersections and / or segments)	780.00	
Level 4 - Traffic Study included as part of an Environmental Impact Report (EIR) and EIR Transportation Chapter	1,055.00	
Urban Growth Management (UGM) Fees	See Development Department-UGM Fees	
Vacation -- Public street, alley, easement, and other public rights-of-way		456
Application/feasibility study / per application	450.00	
Processing and legal noticing / per application	1,555.00	
Agreement / each	310.00	
Fire Department surcharge / per application	23.00	
Verification of facilities, existing zoning, flood prone areas, and similar development and record inquiries re-submission / per response	205.00	

* Special Events as specified in Resolution 2018-147 adopted by council June 21, 2018.

**CITY OF FRESNO
MASTER FEE SCHEDULE**

TRANSPORTATION FEES

FRESNO AREA EXPRESS

<u>Fee Description & Unit/Time</u>	<u>Current</u>	<u>Amnd</u>
Fresno Area Express (FAX)		
Fixed route service fares:		567
Base cash fare - one way*	1.00	
Reduced Cash Fare - One way*	0.50	567
Seniors (65 years or older) with valid ID		
People with disabilities with valid ID		
Medicare card holders		
Promotional Fare		567
1 Ride Card*		567
1 Ride Card (Reduced Fare)*		567
10 Ride Card*		567
10 Ride Card (Reduced Fare)*		567
Bulk Purchase		567
20 Single Ride Prepaid Cards*	18.00	
20 Single Ride Prepaid Cards (Reduced Fare)*	9.00	
50 Single Ride Prepaid Cards*	45.00	
50 Single Ride Prepaid Cards* (Reduced Fare)*	22.50	
31-Day Pass	36.00	567
Unlimited rides on FAX		
31-Day Reduced Fare Pass (unlimited rides on FAX)	18.00	567
Seniors (65 years or older) with valid ID		
People with disabilities with valid ID		
Medicare card holders		
Bulk 31-Day Passes		567
10-31 Day Passes	324.00	
20-31 Day Passes	648.00	
50-31 Day Passes	1,620.00	
Bulk 31-Day Reduced Fare Passes		567
10-31 Day Reduces Fare Passes	162.00	
20-31 Day Reduces Fare Passes	324.00	
50-31 Day Reduces Fare Passes	810.00	

*Cash/Card fares are entitled to one free transfer. Unlimited transfers for 90 minutes on all routes in any direction.

**CITY OF FRESNO
MASTER FEE SCHEDULE**

TRANSPORTATION FEES

FRESNO AREA EXPRESS

<u>Fee Description & Unit/Time</u>	<u>Current</u>	<u>Amnd</u>
Fresno Area Express (FAX)		
Group Fee Per Round Trip	20.00	567
Field trip fee for school groups up to 25 persons between 9 a.m. and 2 p.m. on fixed routes. Groups with more than 25 people up to a maximum of 35 people will be charged the base cash fare price - one way*		
Fixed route service fares (continued):		
Transit Identification Cards - fee for original or replacement	3.00	528
Renewal of an expired ID is free		
Handy Ride		567
Basic rate-ADA Certified Persons - one way**	1.25	
31-Day Pass for ADA Certified Persons (Maximum 60 one-way trips per 31 day period)**	36.00	

**Certified attendant rides free when accompanying ADA certified person who has paid the appropriate fare.

NOTE: -Veterans/Military and children 12 and younger ride free. Children under 6 must be accompanied by an adult.

Waiver: The Transit Director is authorized to waive or reduce fares for special or promotional events up to three days per fiscal year or for pilot projects not to exceed six months in duration.