

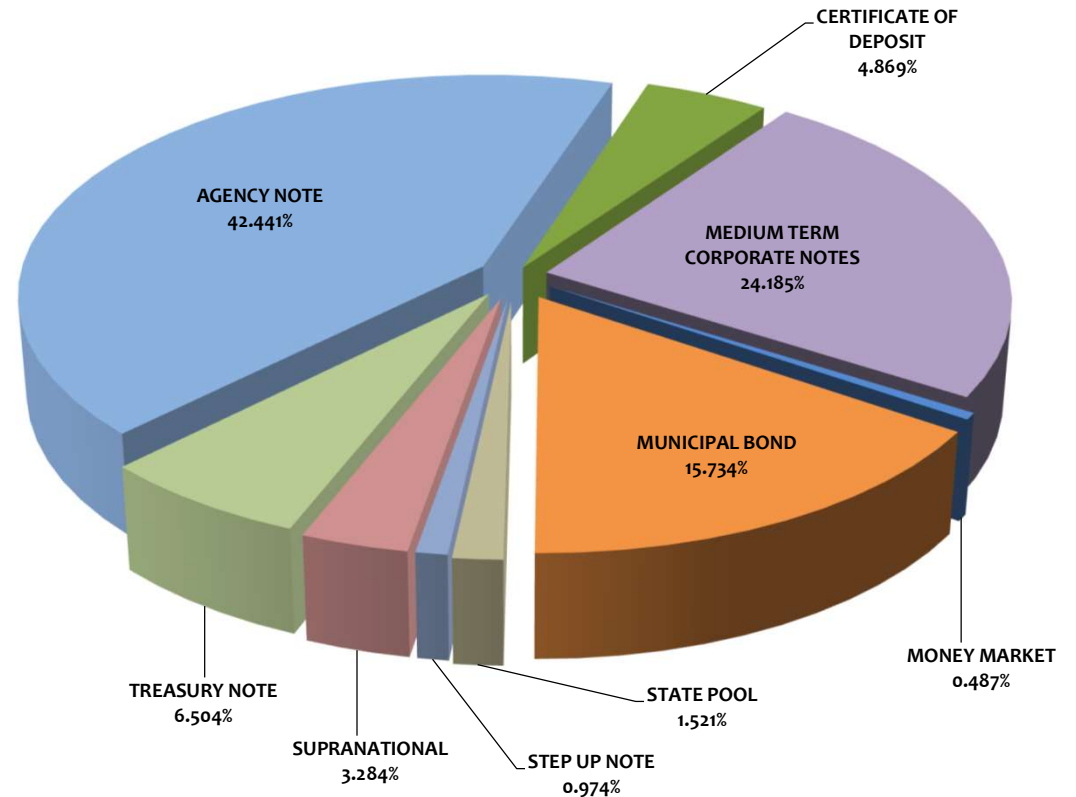
ASSET ALLOCATION

Assets	Current Par Value	Current Book Value	Market Value	Mkt/Book	Yield to Maturity
AGENCY NOTE	\$435,950,000	\$435,793,253	\$422,455,691	96.94%	2.38%
CERTIFICATE OF DEPOSIT	50,000,000	50,000,000	48,376,758	96.75%	2.74%
MEDIUM TERM CORPORATE NOTES	250,361,000	248,330,290	240,716,164	96.93%	2.62%
MONEY MARKET	5,000,000	5,000,000	5,000,000	100.00%	5.30%
MUNICIPAL BOND	165,760,000	161,563,409	157,304,717	97.36%	2.80%
STATE POOL	15,621,422	15,621,422	15,621,422	100.00%	3.96%
STEP UP NOTE	10,000,000	10,000,000	9,592,100	95.92%	0.35%
SUPRANATIONAL	34,600,000	33,717,935	32,915,336	97.62%	2.29%
TREASURY NOTE	70,000,000	66,788,691	66,367,450	99.37%	3.18%
Totals	\$1,037,292,422	\$1,026,814,999	\$998,349,637	97.23%	2.59%

Portfolio Breakdown & Statistics

	December 31, 2023	December 31, 2022
AMORTIZED COST	\$1,026,814,999	\$1,003,441,981
AVERAGE DAYS TO MATURITY	836	816
CURRENT MONTH RETURN ON INVEST	2.61%	1.88%
EARNED INTEREST-CURR MONTH	\$2,307,511	\$1,577,894
EARNED INTEREST - FISCAL YTD	\$14,529,594	\$9,262,436

Pooled Portfolio Composition by Book Value

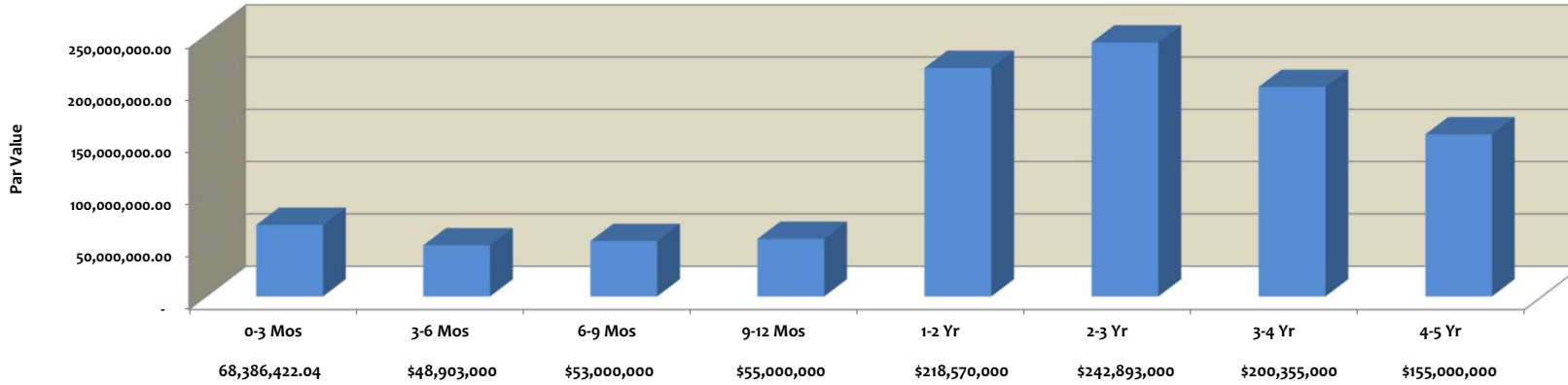




MATURITY DISTRIBUTION

Current Par Value	0-3 Mos	3-6 Mos	6-9 Mos	9-12 Mos	1-2 Yr	2-3 Yr	3-4 Yr	4-5 Yr	Totals
AGENCY NOTE	15,000,000.00	15,000,000.00	35,000,000.00	5,000,000.00	105,550,000.00	115,400,000.00	40,000,000.00	105,000,000.00	\$ 435,950,000.00
MEDIUM TERM CORPORATE NOTES	7,950,000.00	28,903,000.00	5,000,000.00	10,000,000.00	57,500,000.00	61,008,000.00	75,000,000.00	5,000,000.00	\$ 250,361,000.00
MONEY MARKET	5,000,000.00								\$ 5,000,000.00
STATE POOL	15,621,422.04								\$ 15,621,422.04
TREASURY NOTE			5,000,000.00	15,000,000.00		15,000,000.00	15,000,000.00	20,000,000.00	\$ 70,000,000.00
CERTIFICATE OF DEPOSIT	10,000,000.00			10,000,000.00	5,000,000.00	10,000,000.00	10,000,000.00	5,000,000.00	\$ 50,000,000.00
MUNICIPAL BOND	5,000,000.00	5,000,000.00	8,000,000.00	5,000,000.00	45,520,000.00	36,485,000.00	50,755,000.00	10,000,000.00	\$ 165,760,000.00
SUPRANATIONAL	5,000,000.00				5,000,000.00	5,000,000.00	9,600,000.00	10,000,000.00	\$ 34,600,000.00
STEP UP NOTE				10,000,000.00					\$ 10,000,000.00
US SOVEREIGN BOND GUARANTEE	4,815,000.00								\$ 4,815,000.00
Totals	68,386,422.04	\$48,903,000	\$53,000,000	\$55,000,000	\$218,570,000	\$242,893,000	\$200,355,000	\$155,000,000	\$1,042,107,422
% of Portfolio	6.56%	4.69%	5.09%	5.28%	20.97%	23.31%	19.23%	14.87%	100.00%

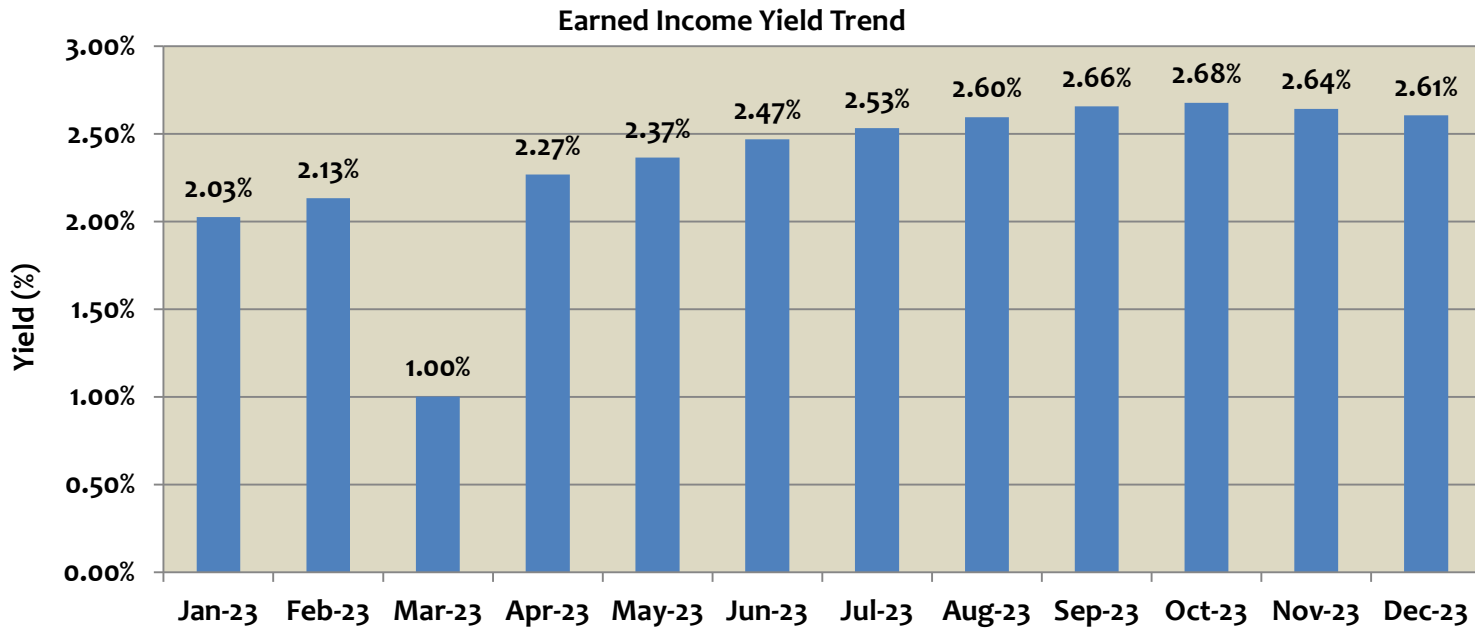
Maturity Distribution
December 31, 2023





PORTFOLIO - EARNED INCOME YIELD

Month	Earned Income Yield
Jan-23	2.03%
Feb-23	2.13%
Mar-23	1.00%
Apr-23	2.27%
May-23	2.37%
Jun-23	2.47%
Jul-23	2.53%
Aug-23	2.60%
Sep-23	2.66%
Oct-23	2.68%
Nov-23	2.64%
Dec-23	2.61%



In accordance with State Law, the Finance Director certifies that the securities held in the City Investment Portfolio, comply with City policies. The Finance Director further certifies that the City has Operating Funds available to meet its expenditure requirements for the next six months.

Amortized Cost - the total amount at which investments are carried on the City books. This amount includes the amortization and accretion of premiums and discounts, respectively.

Market Value - the total amount at which investments are being sold in the market. Market prices are provided by the Bank of New York.

Maturity Value - (also referred to as "par value") the total amount of the face or stated value of the investments at maturity.

Average Days to Maturity - the average time in days left in the maturity of the investments.

Monthly Yield - the rate of return on investments as expressed in a percentage.

Earned Interest - the amount of income realized by all investments.



Agency Note	Issuer	CUSIP	Coupon Rate	Yield Matur	Purchase Date	Maturity Date	Ending Par Val/Shares	Amor Value On 12/31/23	Ending Market Val	Ending Unit Price
Agency Note	FARMER MAC	31422XAT9	0.520	0.5200	03/02/21	12/15/25	5,000,000.00	5,000,000.00	4,640,350.00	0.928070
Agency Note	FARMER MAC	31422XLY6	0.900	0.9000	09/01/21	09/01/26	5,000,000.00	5,000,000.00	4,571,100.00	0.914220
Agency Note	FARMER MAC	31422XUU4	2.000	2.0000	02/25/22	02/25/27	10,000,000.00	10,000,000.00	9,389,600.00	0.938960
Agency Note	FARMER MAC	31422XYF3	3.100	4.6710	09/14/23	05/13/27	10,000,000.00	9,498,117.78	9,679,100.00	0.967910
Agency Note	FED AG MORTGAGE CORPORATION	31422XMT6	0.930	0.9300	09/21/21	09/21/26	5,000,000.00	5,000,000.00	4,566,450.00	0.913290
Agency Note	FED AG MORTGAGE CORPORATION	31424WAT9	4.820	4.8200	10/19/23	05/19/28	15,000,000.00	15,000,000.00	15,461,400.00	1.030760
Agency Note	FED AG MORTGAGE CORPORATION	31424WAU6	4.830	4.8300	10/20/23	06/20/28	15,000,000.00	15,000,000.00	15,488,700.00	1.032580
Agency Note	FED AG MORTGAGE CORPORATION	31424WBE1	5.000	5.0000	10/24/23	07/24/28	10,000,000.00	10,000,000.00	10,416,200.00	1.041620
Agency Note	FED FARM CREDIT BANK	3133EKBW5	2.610	2.6100	02/27/19	02/27/24	5,000,000.00	5,000,000.00	4,976,950.00	0.995390
Agency Note	FED FARM CREDIT BANK	3133ELQ56	0.570	0.5700	07/02/20	07/02/24	5,000,000.00	5,000,000.00	4,890,100.00	0.978020
Agency Note	FED FARM CREDIT BANK	3133EKA63	1.600	1.6000	08/16/19	08/16/24	10,000,000.00	10,000,000.00	9,791,000.00	0.979100
Agency Note	FED FARM CREDIT BANK	3133EKP75	1.600	1.4076	10/04/19	09/17/24	5,000,000.00	5,009,518.33	4,884,750.00	0.976950
Agency Note	FED FARM CREDIT BANK	3133EMK92	0.580	0.5800	06/23/21	06/23/25	5,000,000.00	5,000,000.00	4,712,450.00	0.942490
Agency Note	FED FARM CREDIT BANK	3133ELZ80	0.580	0.5800	07/29/20	07/29/25	5,000,000.00	5,000,000.00	4,697,550.00	0.939510
Agency Note	FED FARM CREDIT BANK	3133EMAU6	0.500	0.5000	09/22/20	09/22/25	10,000,000.00	10,000,000.00	9,348,100.00	0.934810
Agency Note	FED FARM CREDIT BANK	3133EMCP5	0.520	0.5301	10/14/20	10/14/25	5,000,000.00	4,998,992.04	4,659,750.00	0.931950
Agency Note	FED FARM CREDIT BANK	3133EMSU7	0.800	0.8000	03/09/21	03/09/26	5,000,000.00	5,000,000.00	4,630,800.00	0.926160
Agency Note	FED FARM CREDIT BANK	3133ENUD0	2.640	3.0001	05/04/22	04/08/26	10,000,000.00	9,913,895.78	9,671,800.00	0.967180
Agency Note	FED FARM CREDIT BANK	3133ENFN5	1.540	1.5400	11/30/21	11/30/26	10,000,000.00	10,000,000.00	9,237,600.00	0.923760
Agency Note	FED FARM CREDIT BANK	3133ENHA1	1.500	1.5000	12/14/21	12/14/26	10,000,000.00	10,000,000.00	9,219,900.00	0.921990
Agency Note	FED FARM CREDIT BANK	3133ENL99	3.375	3.4769	09/15/22	09/15/27	10,000,000.00	9,962,251.51	9,763,300.00	0.976330
Agency Note	FED FARM CREDIT BANK	3133EPZK4	6.220	6.2200	10/24/23	10/24/28	10,000,000.00	10,000,000.00	9,994,800.00	0.999480
Agency Note	FED HOME LOAN BANK	3130A0XE5	3.250	2.5800	03/08/19	03/08/24	5,000,000.00	5,016,536.23	4,980,050.00	0.996010
Agency Note	FED HOME LOAN BANK	3130AB3H7	2.375	0.8307	03/16/20	03/08/24	5,000,000.00	5,038,447.26	4,973,600.00	0.994720
Agency Note	FED HOME LOAN BANK	3130AKWZ5	0.220	0.2200	02/24/21	05/24/24	5,000,000.00	5,000,000.00	4,901,350.00	0.980270
Agency Note	FED HOME LOAN BANK	3130AN3D0	0.450	0.4500	06/28/21	05/24/24	10,000,000.00	10,000,000.00	9,811,700.00	0.981170
Agency Note	FED HOME LOAN BANK	3130A2UW4	2.875	1.6639	10/24/19	09/13/24	5,000,000.00	5,059,809.80	4,929,850.00	0.985970
Agency Note	FED HOME LOAN BANK	3130APMK8	0.750	0.7500	11/16/21	09/16/24	10,000,000.00	10,000,000.00	9,700,500.00	0.970050
Agency Note	FED HOME LOAN BANK	3130A3GE8	2.750	1.7080	12/13/19	12/13/24	5,000,000.00	5,051,437.90	4,904,550.00	0.980910
Agency Note	FED HOME LOAN BANK	3130AKMR4	0.330	0.3300	01/28/21	01/15/25	5,000,000.00	5,000,000.00	4,798,700.00	0.959740
Agency Note	FED HOME LOAN BANK	3130ALZV9	0.680	0.6800	04/29/21	04/29/25	5,000,000.00	5,000,000.00	4,756,450.00	0.951290
Agency Note	FED HOME LOAN BANK	3130AMX23	0.900	0.9000	06/30/21	12/30/25	6,550,000.00	6,550,000.00	6,097,198.50	0.930870
Agency Note	FED HOME LOAN BANK	3130AKN85	0.550	0.5652	01/20/21	01/20/26	5,000,000.00	4,998,111.77	4,631,950.00	0.926390
Agency Note	FED HOME LOAN BANK	3130AKPL4	0.550	0.5500	01/28/21	01/28/26	5,000,000.00	5,000,000.00	4,648,550.00	0.929710
Agency Note	FED HOME LOAN BANK	3130AKPC4	0.600	0.6000	01/28/21	01/28/26	5,000,000.00	5,000,000.00	4,633,050.00	0.926610
Agency Note	FED HOME LOAN BANK	3130AS3R8	3.230	3.2300	05/26/22	02/26/26	10,000,000.00	10,000,000.00	9,768,600.00	0.976860
Agency Note	FED HOME LOAN BANK	3130ALV92	1.050	0.9484	04/01/21	03/30/26	5,000,000.00	4,998,741.39	4,669,350.00	0.933870
Agency Note	FED HOME LOAN BANK	3130ALYB4	1.450	1.1449	04/28/21	04/28/26	5,000,000.00	5,000,000.00	4,701,600.00	0.940320
Agency Note	FED HOME LOAN BANK	3130AMTW2	1.050	0.8273	06/30/21	06/30/26	5,000,000.00	5,000,000.00	4,634,650.00	0.926930
Agency Note	FED HOME LOAN BANK	3130AMWMO	1.050	0.9375	06/30/21	06/30/26	5,000,000.00	5,000,000.00	4,634,650.00	0.926930
Agency Note	FED HOME LOAN BANK	3130AMZN5	1.000	1.0448	06/30/21	06/30/26	5,000,000.00	5,000,000.00	4,648,650.00	0.929730
Agency Note	FED HOME LOAN BANK	3130ANBS8	0.930	0.9300	07/29/21	07/29/26	5,400,000.00	5,400,000.00	4,955,472.00	0.917680
Agency Note	FED HOME LOAN BANK	3130ANLZ1	0.900	0.9000	08/26/21	08/26/26	5,000,000.00	5,000,000.00	4,574,000.00	0.914800
Agency Note	FED HOME LOAN BANK	3130AWTQ3	4.625	4.8016	09/08/23	09/11/26	10,000,000.00	9,993,680.56	10,132,200.00	1.013220
Agency Note	FED HOME LOAN BANK	3130ASH51	4.125	4.1250	06/29/22	06/29/27	10,000,000.00	10,000,000.00	9,835,500.00	0.983550
Agency Note	FED HOME LOAN BANK	3130AURW6	3.700	3.7000	02/02/23	02/02/28	15,000,000.00	15,000,000.00	15,000,000.00	1.000000
Agency Note	FED HOME LOAN BANK	3130AURX4	3.660	3.6600	02/08/23	02/08/28	15,000,000.00	15,000,000.00	14,853,150.00	0.990210
Agency Note	FED HOME LOAN BANK	3130ATS57	4.500	3.7601	03/14/23	03/10/28	10,000,000.00	10,303,712.17	10,242,200.00	1.024220

Agency Note	FED HOME LOAN MORT CORP	3134GXVK7	2.900	2.9000	05/31/22	05/30/25	10,000,000.00	10,000,000.00	9,799,900.00	0.979990
Agency Note	FED HOME LOAN MORT CORP	3136G4YP2	0.720	0.7200	07/09/20	07/09/25	5,000,000.00	5,000,000.00	4,731,750.00	0.946350
Agency Note	FED HOME LOAN MORT CORP	3134GXCH5	0.600	0.6000	11/25/20	11/25/25	5,000,000.00	5,000,000.00	4,644,750.00	0.928950
Agency Note	FED HOME LOAN MORT CORP	3134GXUG7	3.320	3.3200	05/25/22	11/25/25	14,000,000.00	14,000,000.00	13,688,920.00	0.977780
Agency Note	FEDERAL NAT MORTGAGE ASSOC	3135GA6K2	0.500	0.5000	12/30/20	06/30/25	5,000,000.00	5,000,000.00	4,720,700.00	0.944140
Agency Note	FEDERAL NAT MORTGAGE ASSOC	3136G4ZR7	0.700	0.7000	07/21/20	07/21/25	5,000,000.00	5,000,000.00	4,724,500.00	0.944900
Agency Note	FEDERAL NAT MORTGAGE ASSOC	3136G4N82	0.490	0.4900	08/21/20	08/21/25	10,000,000.00	10,000,000.00	9,384,400.00	0.938440
Agency Note	FEDERAL NAT MORTGAGE ASSOC	3135GA3W9	0.600	0.6000	11/25/20	11/25/25	5,000,000.00	5,000,000.00	4,644,750.00	0.928950
Agency Note	FREDDIE MAC	3134H1GC1	5.650	5.6500	10/18/23	04/18/28	15,000,000.00	15,000,000.00	15,006,750.00	1.000450
Total count 57			2.408	2.3782			435,950,000.00	435,793,252.52	422,455,690.50	0.969046

<i>Certificate of Deposit</i>	<i>Issuer</i>	<i>CUSIP</i>	<i>Coupon Rate</i>	<i>Yield Matur</i>	<i>Purchase Date</i>	<i>Maturity Date</i>	<i>Ending Par Val/Shares</i>	<i>Amor Value On 12/31/23</i>	<i>Ending Market Val</i>	<i>Ending Unit Price</i>
Certificate of Deposit	JP MORGAN CHASE	48128WPR0	2.650	2.6500	04/08/22	04/08/27	10,000,000.00	10,000,000.00	9,325,385.00	0.932539
Certificate of Deposit	MORGAN STANLEY	61768EBM4	1.650	1.6500	03/05/20	03/05/24	5,000,000.00	5,000,000.00	4,965,741.00	0.993148
Certificate of Deposit	MORGAN STANLEY	61690ULQ1	1.950	1.9711	10/10/19	10/10/24	5,000,000.00	5,000,000.00	4,874,195.50	0.974839
Certificate of Deposit	MORGAN STANLEY	61690UMT4	1.950	1.9711	10/31/19	10/31/24	5,000,000.00	5,000,000.00	4,842,943.00	0.968589
Certificate of Deposit	MORGAN STANLEY	61768EAQ6	1.800	1.8000	02/20/20	02/20/25	5,000,000.00	5,000,000.00	4,807,069.65	0.961414
Certificate of Deposit	MORGAN STANLEY	61690UJ50	3.200	3.2000	05/19/22	05/19/26	10,000,000.00	10,000,000.00	9,625,749.00	0.962575
Certificate of Deposit	WELLS FARGO BANK	949763WR3	3.350	3.3500	01/09/19	01/09/24	1,000,000.00	1,000,000.00	999,371.60	0.999372
Certificate of Deposit	WELLS FARGO BANK	949763WU6	3.200	3.2000	01/18/19	01/18/24	4,000,000.00	4,000,000.00	3,995,114.00	0.998779
Certificate of Deposit	WELLS FARGO BANK	949764HT4	5.050	5.0500	11/14/23	11/14/28	5,000,000.00	5,000,000.00	4,941,189.50	0.988238
Total Count 9			2.733	2.7372			50,000,000.00	50,000,000.00	48,376,758.25	0.967535

<i>Medium Term Corporate Note</i>	<i>Issuer</i>	<i>CUSIP</i>	<i>Coupon Rate</i>	<i>Yield Matur</i>	<i>Purchase Date</i>	<i>Maturity Date</i>	<i>Ending Par Val/Shares</i>	<i>Amor Value On 12/31/23</i>	<i>Ending Market Val</i>	<i>Ending Unit Price</i>
Medium Term Corporate Note	AIG GLOBAL FUNDING	00138CAS7	0.650	0.6999	06/22/21	06/17/24	4,970,000.00	4,968,761.83	4,851,714.00	0.976200
Medium Term Corporate Note	AMAZON.COM INC	023135BC9	3.150	4.9910	09/25/23	08/22/27	5,000,000.00	4,691,087.50	4,809,950.00	0.961990
Medium Term Corporate Note	APPLE INC	037833CU2	2.850	2.6366	05/21/19	05/11/24	5,000,000.00	5,005,266.17	4,953,300.00	0.990660
Medium Term Corporate Note	APPLE INC	037833BZ2	2.450	3.3250	05/04/22	08/04/26	10,000,000.00	9,752,115.29	9,536,000.00	0.953600
Medium Term Corporate Note	BANK OF AMERICA	06048WM31	1.250	1.2500	05/28/21	05/28/26	5,000,000.00	5,000,000.00	4,546,900.00	0.909380
Medium Term Corporate Note	BANK OF AMERICA	06048WM31	1.250	1.2500	05/28/21	05/28/26	5,000,000.00	5,000,000.00	4,546,900.00	0.909380
Medium Term Corporate Note	BANK OF AMERICA	06048WP20	1.250	1.2500	09/24/21	09/24/26	5,000,000.00	5,000,000.00	4,457,200.00	0.891440
Medium Term Corporate Note	BANK OF NEW YORK	06406HCS6	3.650	3.1079	03/01/19	02/04/24	2,950,000.00	2,957,873.20	2,943,864.00	0.997920
Medium Term Corporate Note	BANK OF NEW YORK	06406RBA4	2.050	2.2980	02/22/22	01/26/27	5,000,000.00	4,958,525.40	4,649,200.00	0.929840
Medium Term Corporate Note	CATERPILLAR FINL SVCS CORP	14913R2L0	0.450	1.1400	01/28/22	05/17/24	5,000,000.00	4,982,828.27	4,908,200.00	0.981640
Medium Term Corporate Note	CIT GROUP HOLDINGS INC	17330PC64	4.000	4.0000	06/16/22	06/16/25	10,000,000.00	10,000,000.00	9,760,200.00	0.976020
Medium Term Corporate Note	EXXON MOBIL CORPORATION	30231GBH4	2.992	1.3664	05/15/20	03/19/25	5,000,000.00	5,120,273.14	4,897,350.00	0.979470
Medium Term Corporate Note	FLORIDA POWER & LIGHT	341081FZ5	2.850	0.9313	06/01/20	04/01/25	5,000,000.00	5,142,576.00	4,882,500.00	0.976500
Medium Term Corporate Note	GUARDIAN LIFE	40139LBA0	1.250	4.3658	02/07/23	11/19/27	10,000,000.00	8,867,706.63	8,833,200.00	0.883320
Medium Term Corporate Note	HSBC USA INC	40434CAD7	3.500	2.1493	10/23/19	06/23/24	5,000,000.00	5,033,408.71	4,953,550.00	0.990710
Medium Term Corporate Note	JP MORGAN CHASE	48130UWA9	0.750	0.7500	05/11/21	12/11/24	5,000,000.00	5,000,000.00	4,730,800.00	0.946160
Medium Term Corporate Note	JP MORGAN CHASE	46632FRU1	0.700	0.7000	01/22/21	01/22/26	5,000,000.00	5,000,000.00	4,496,750.00	0.899930
Medium Term Corporate Note	LLOYDS BANK	53944VAH2	3.500	0.7800	02/03/21	05/14/25	5,000,000.00	5,202,416.63	4,890,100.00	0.978020
Medium Term Corporate Note	MASSMUTUAL GLOBAL FUND	57629WDL1	5.050	4.5579	01/13/23	12/07/27	10,000,000.00	10,178,113.96	10,124,300.00	1.012430
Medium Term Corporate Note	MET LIFE GLOB	59217GER6	1.875	2.3800	02/24/22	01/11/27	5,000,000.00	4,915,684.71	4,568,550.00	0.913710
Medium Term Corporate Note	META PLATFORMS INC	30303M8B1	3.500	4.1519	09/12/22	08/15/27	10,000,000.00	9,762,014.32	9,745,800.00	0.974580
Medium Term Corporate Note	NATIONAL SECS CLEARING	637639AH8	5.100	4.5977	01/13/23	11/21/27	5,000,000.00	5,090,823.61	5,105,750.00	1.021150
Medium Term Corporate Note	NEW YORK LIFE	64952WDG5	2.875	2.7501	04/26/19	04/10/24	5,000,000.00	5,003,079.34	4,960,950.00	0.992190
Medium Term Corporate Note	NEW YORK LIFE	64952WDL4	2.000	1.1600	12/29/21	01/22/25	7,500,000.00	7,593,415.40	7,267,575.00	0.969010
Medium Term Corporate Note	NEW YORK LIFE	64952WCH4	2.350	3.4178	05/18/22	07/14/26	5,970,000.00	5,789,701.86	5,625,351.90	0.942270
Medium Term Corporate Note	NORTHWESTERN MUTUAL GLBL	66815LZA6	0.800	5.2501	03/13/23	01/14/26	10,038,000.00	9,004,078.72	9,283,945.44	0.924880
Medium Term Corporate Note	PACIFIC LIFE	6944PL2U2	5.500	5.5611	09/21/23	07/18/28	5,000,000.00	5,034,925.00	5,114,650.00	1.022930
Medium Term Corporate Note	PRINCIPAL LFE GLB FND II	74256LEE5	1.250	0.7601	01/12/21	06/23/25	5,000,000.00	5,036,461.97	4,733,000.00	0.946600
Medium Term Corporate Note	PROTECTIVE LIFE	74368CBC7	1.618	1.1220	09/07/21	04/15/26	5,000,000.00	5,060,973.27	4,614,200.00	0.922840

Medium Term Corporate Note	ROYAL BANK OF CANADA	78015K7L2	0.425	0.5000	03/02/21	01/19/24	5,000,000.00	4,998,129.47	4,987,350.00	0.997470
Medium Term Corporate Note	ROYAL BANK OF CANADA	78015K7H1	1.150	1.2500	10/26/21	06/10/25	10,000,000.00	9,985,185.48	9,479,000.00	0.947900
Medium Term Corporate Note	SHELL INTERNATIONAL FIN	822582CC4	2.000	2.0998	11/14/19	11/07/24	5,000,000.00	4,995,085.52	4,870,600.00	0.974120
Medium Term Corporate Note	TOYOTA MOTOR CREDIT CORP	89236TDW2	2.900	0.6042	04/13/21	04/17/24	3,933,000.00	3,978,010.15	3,903,463.17	0.992490
Medium Term Corporate Note	TOYOTA MOTOR CREDIT CORP	89236TGT6	1.800	1.8000	02/13/20	02/13/25	5,000,000.00	5,000,000.00	4,836,600.00	0.967320
Medium Term Corporate Note	TOYOTA MOTOR CREDIT CORP	89236THY4	0.700	0.7000	01/20/21	01/20/26	5,000,000.00	5,000,000.00	4,578,650.00	0.915730
Medium Term Corporate Note	TOYOTA MOTOR CREDIT CORP	89236TJZ9	3.050	3.6894	05/04/22	03/22/27	10,000,000.00	9,827,432.72	9,582,700.00	0.958270
Medium Term Corporate Note	TOYOTA MOTOR CREDIT CORP	89236TKL8	5.450	4.4619	02/01/23	11/10/27	10,000,000.00	10,358,336.62	10,363,700.00	1.036370
Medium Term Corporate Note	U.S. BANCORP	91159HHR4	3.150	3.6794	05/04/22	04/27/27	10,000,000.00	9,827,610.48	9,519,000.00	0.951900
Medium Term Corporate Note	US BANK NA CINCINNATI	90331HMS9	2.800	0.6414	11/25/20	01/27/25	5,000,000.00	5,160,858.87	4,866,200.00	0.973240
Medium Term Corporate Note	WAL-MART STORES	931142EL3	2.850	1.8859	10/01/19	07/08/24	5,000,000.00	5,047,530.24	4,937,150.00	0.987430
Total Count 40			2.534	2.6213			250,361,000.00	248,330,290.48	240,716,163.51	0.961476

Money Market	Issuer	CUSIP	Coupon Rate	Yield Matur	Purchase Date	Maturity Date	Ending Par Val/Shares	Amor Value On 12/31/23	Ending Market Val	Ending Unit Price
Money Market	FIDELITY INVESTMENTS		5.298	5.2978	12/10/90	Open	5,000,000.00	5,000,000.00	5,000,000.00	1.000000
Total Count 1			5.298	5.2978			5,000,000.00	5,000,000.00	5,000,000.00	1.000000

Municipal Bond	Issuer	CUSIP	Coupon Rate	Yield Matur	Purchase Date	Maturity Date	Ending Par Val/Shares	Amor Value On 12/31/23	Ending Market Val	Ending Unit Price
Municipal Bond	ANTELOPE VALLY UNION HIGH	036717MN3	2.396	0.8301	10/30/20	08/01/25	1,775,000.00	1,830,017.04	1,712,750.75	0.964930
Municipal Bond	CHAFFEY COMMUNITY COLLEGE	157432LM5	1.421	0.8621	08/17/21	06/01/26	2,885,000.00	2,924,792.77	2,684,059.75	0.930350
Municipal Bond	CONTRA COSTA CA CMNTY CLG DIST	212204JH5	2.163	3.2901	08/15/22	08/01/27	2,795,000.00	2,677,832.06	2,599,601.55	0.930090
Municipal Bond	COUNTY OF RIVERSIDE CA	76913CAZ2	2.667	2.2601	05/06/20	02/15/25	5,000,000.00	5,029,838.28	4,863,650.00	0.972730
Municipal Bond	COUNTY OF WESTCHESTER NY	95736VAY8	0.750	0.7456	11/05/20	07/01/25	1,940,000.00	1,940,169.60	1,830,603.40	0.943610
Municipal Bond	FRESNO COUNTY CA PENSION OBLG	358266CB8	0.000	3.4071	08/08/22	08/15/24	8,000,000.00	7,472,400.00	7,729,840.00	0.966230
Municipal Bond	GOLDEN STATE TOBACCO	38122NA85	1.600	3.5602	05/13/22	06/01/26	6,300,000.00	5,971,517.53	5,834,997.00	0.926190
Municipal Bond	GOLDEN STATE TOBACCO	38122NA85	1.600	1.3104	10/12/21	06/01/26	2,000,000.00	2,014,199.64	1,852,380.00	0.926190
Municipal Bond	GOLDEN STATE TOBACCO	38122NA93	1.886	3.4943	08/03/22	06/01/27	9,305,000.00	8,815,989.34	8,462,804.45	0.909490
Municipal Bond	KERN COUNTY CA PENSION OBLLG	492279CR3	0.000	3.6371	08/11/22	08/15/25	15,000,000.00	13,457,250.00	13,780,950.00	0.918730
Municipal Bond	LOS ALTOS SCHOOL DIST	544290JH3	1.000	0.5501	06/10/21	10/01/24	5,000,000.00	5,022,400.81	4,855,900.00	0.971180
Municipal Bond	LOS ANGELES UNIFIED SCHOOL DIST	544647FB1	1.245	1.3763	01/28/22	07/01/25	3,355,000.00	3,346,340.68	3,161,584.25	0.942350
Municipal Bond	LOS ANGELES UNIFIED SCHOOL DIST	544646A77	5.720	4.2754	06/16/22	05/01/27	13,500,000.00	14,183,635.61	13,848,435.00	1.025810
Municipal Bond	MARIN CA CMNTY CLG DIST	56781RKE6	0.930	3.2502	08/15/22	08/01/27	3,155,000.00	2,882,497.27	2,811,546.70	0.891140
Municipal Bond	NEW YORK STATE DORMITORY	64990FD43	0.887	0.8870	06/23/21	03/15/25	1,650,000.00	1,650,000.00	1,575,816.00	0.955040
Municipal Bond	NEW YORK STATE URBAN DEV	64985TAY7	2.020	2.0200	10/30/19	03/15/24	5,000,000.00	5,000,000.00	4,964,650.00	0.992930
Municipal Bond	STATE OF CALIFORNIA	13063DLZ9	3.000	2.5002	05/01/19	04/01/24	5,000,000.00	5,012,341.76	4,969,850.00	0.993970
Municipal Bond	STATE OF CALIFORNIA	13063DRD2	2.375	1.0560	10/04/21	10/01/26	9,900,000.00	10,284,603.98	9,375,696.00	0.947040
Municipal Bond	STATE OF CALIFORNIA	13063DC48	1.700	3.9381	02/07/23	02/01/28	10,000,000.00	9,085,265.21	9,036,800.00	0.903680
Municipal Bond	STATE OF CONNECTICUT	20772KAK5	3.750	4.0152	01/24/23	01/15/28	10,000,000.00	9,891,818.59	9,805,800.00	0.980580
Municipal Bond	STATE OF HAWAII	419792YR1	0.893	0.8930	08/20/21	08/01/26	6,400,000.00	6,400,000.00	5,856,704.00	0.915110
Municipal Bond	STATE OF HAWAII	419792G26	1.283	3.6003	09/12/22	08/01/26	9,000,000.00	8,411,933.25	8,320,590.00	0.924510
Municipal Bond	STATE OF HAWAII	419792G34	1.535	3.9180	02/02/23	08/01/27	5,000,000.00	4,562,807.66	4,513,050.00	0.902610
Municipal Bond	STATE OF NEW YORK	649791PS3	2.360	3.3081	05/04/22	02/15/27	7,000,000.00	6,782,348.05	6,599,880.00	0.942840
Municipal Bond	TEXAS A&M UNIVERSITY	88213ALV5	2.877	1.0002	05/15/20	05/15/25	3,000,000.00	3,083,618.53	2,926,200.00	0.975400
Municipal Bond	UNIVERSITY OF CALIFORNIA	91412HGE7	0.883	0.4113	02/02/21	05/15/25	5,000,000.00	5,035,234.39	4,743,450.00	0.948690
Municipal Bond	UNIVERSITY OF CALIFORNIA	91412GU94	3.063	3.0951	05/18/22	07/01/25	8,800,000.00	8,794,556.45	8,587,128.00	0.975810
Total Count 27			2.063	2.7970			165,760,000.00	161,563,408.50	157,304,716.85	0.948991

State Pool	Issuer	CUSIP	Coupon Rate	Yield Matur	Purchase Date	Maturity Date	Ending Par Val/Shares	Amor Value On 12/31/23	Ending Market Val	Ending Unit Price
State Pool	STATE OF CALIFORNIA		3.960	3.9600	01/01/88	Open	9,887,579.93	9,887,579.93	9,887,579.93	1.000000
State Pool	STATE OF CALIFORNIA		3.960	3.9600	11/30/01	Open	5,733,842.11	5,733,842.11	5,733,842.11	1.000000
Total Count 2			3.960	3.9600			15,621,422.04	15,621,422.04	15,621,422.04	1.000000

Step Up Note	Issuer	CUSIP	Coupon Rate	Yield Matur	Purchase Date	Maturity Date	Ending Par Val/Shares	Amor Value On 12/31/23	Ending Market Val	Ending Unit Price
Step Up Note	FED HOME LOAN BANK	3130AMQW5	0.550	0.3500	06/16/21	12/16/24	10,000,000.00	10,000,000.00	9,592,100.00	0.959210
	Total Count 1		0.550	0.3500			10,000,000.00	10,000,000.00	9,592,100.00	0.959210

Supranational	Issuer	CUSIP	Coupon Rate	Yield Matur	Purchase Date	Maturity Date	Ending Par Val/Shares	Amor Value On 12/31/23	Ending Market Val	Ending Unit Price
Supranational	INTER AMERICAN DEVELOPMNT BANK	4581X0CF3	3.000	0.2411	02/01/21	02/21/24	5,000,000.00	5,068,890.51	4,982,500.00	0.996500
Supranational	INTER AMERICAN DEVELOPMNT BANK	4581X0DK1	1.750	0.5597	05/13/21	03/14/25	5,000,000.00	5,088,776.29	4,829,100.00	0.965820
Supranational	INTL BK RECON & DEVELOP	45906M2L4	0.650	0.7336	07/30/21	02/24/26	5,000,000.00	4,989,659.67	4,604,200.00	0.920840
Supranational	INTL BK RECON & DEVELOP	459058JT1	0.850	2.0199	02/18/22	02/10/27	3,600,000.00	3,458,370.93	3,238,776.00	0.899660
Supranational	INTL BK RECON & DEVELOP	459058JT1	0.850	2.9983	05/18/22	02/10/27	6,000,000.00	5,574,737.23	5,397,960.00	0.899660
Supranational	INTL FINANCE CORP	45950VSE7	3.600	4.7859	10/17/23	04/07/28	10,000,000.00	9,537,500.00	9,862,800.00	0.986280
	Total Count 6		2.057	2.2852			34,600,000.00	33,717,934.63	32,915,336.00	0.951310

Treasury Note	Issuer	CUSIP	Coupon Rate	Yield Matur	Purchase Date	Maturity Date	Ending Par Val/Shares	Amor Value On 12/31/23	Ending Market Val	Ending Unit Price
Treasury Note	U.S. TREASURY	912828XX3	2.000	1.5701	10/18/19	06/30/24	5,000,000.00	5,021,245.15	4,922,050.00	0.984410
Treasury Note	U.S. TREASURY	912828YM6	1.500	2.8243	04/25/22	10/31/24	10,000,000.00	9,870,321.58	9,728,900.00	0.972890
Treasury Note	U.S. TREASURY	912828G38	2.250	1.6900	12/31/19	11/15/24	5,000,000.00	5,027,649.06	4,888,100.00	0.977620
Treasury Note	U.S. TREASURY	912828R36	1.625	2.8580	05/16/22	05/15/26	10,000,000.00	9,704,528.56	9,438,700.00	0.943870
Treasury Note	U.S. TREASURY	91282CCP4	0.625	0.6223	08/03/21	07/31/26	5,000,000.00	5,000,396.31	4,581,450.00	0.916290
Treasury Note	U.S. TREASURY	912828X88	2.375	4.5751	09/19/23	05/15/27	5,000,000.00	4,647,923.64	4,751,950.00	0.950390
Treasury Note	U.S. TREASURY	91282CFB2	2.750	3.7212	01/31/23	07/31/27	10,000,000.00	9,642,135.22	9,605,500.00	0.960550
Treasury Note	U.S. TREASURY	9128284V9	2.875	4.2694	09/05/23	08/15/28	10,000,000.00	9,400,781.25	9,578,900.00	0.957890
Treasury Note	U.S. TREASURY	91282CCY5	1.250	4.7227	10/04/23	09/30/28	10,000,000.00	8,473,709.87	8,871,900.00	0.887190
	Total Count 9		1.950	3.1802			70,000,000.00	66,788,690.64	66,367,450.00	0.948106

Investment Total			2.378	2.5871			1,037,292,422.04	1,026,814,998.81	998,349,637.15	0.962457
-------------------------	--	--	--------------	---------------	--	--	-------------------------	-------------------------	-----------------------	-----------------