



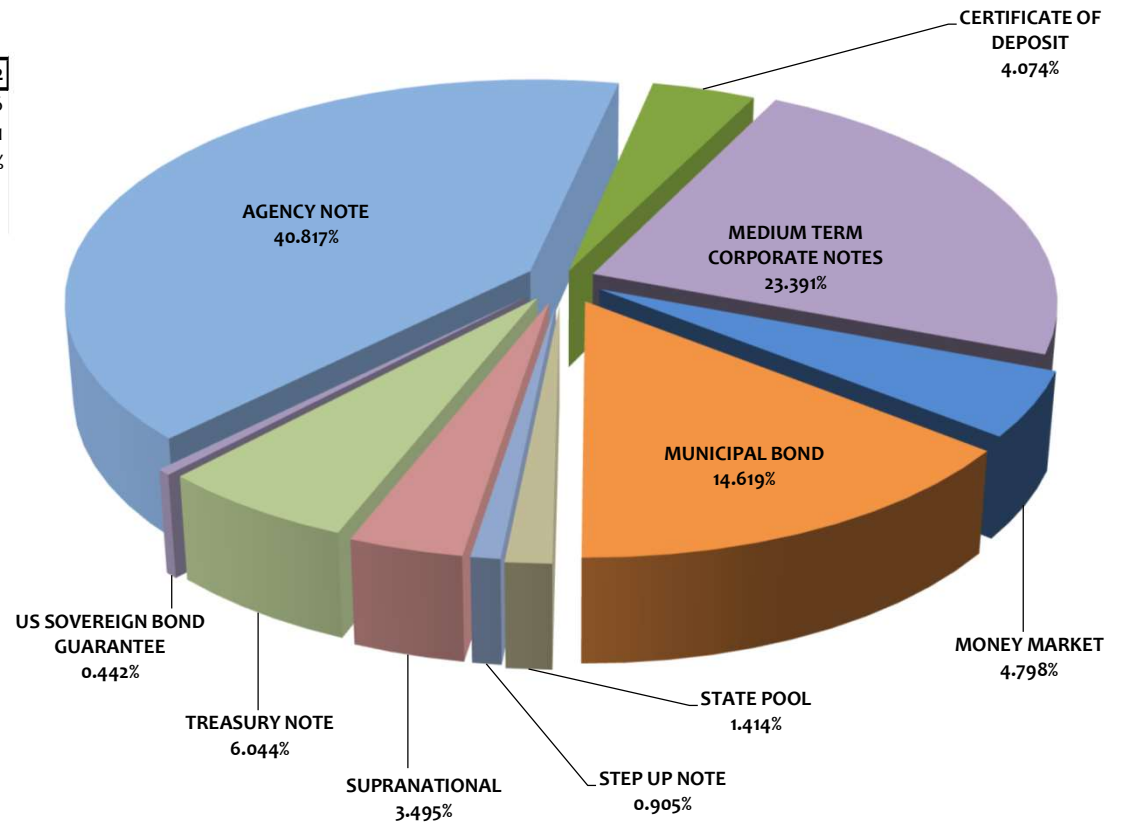
ASSET ALLOCATION

Assets	Current Par Value	Current Book Value	Market Value	Mkt/Book	Yield to Maturity
AGENCY NOTE	\$450,950,000	\$450,900,874	\$428,355,055	95.00%	2.31%
CERTIFICATE OF DEPOSIT	45,000,000	45,000,000	42,834,396	95.19%	2.48%
MEDIUM TERM CORPORATE NOTES	260,361,000	258,399,256	244,693,028	94.70%	2.57%
MONEY MARKET	53,000,000	53,000,000	53,000,000	100.00%	5.29%
MUNICIPAL BOND	165,760,000	161,492,656	153,619,831	95.12%	2.80%
STATE POOL	15,621,422	15,621,422	15,621,422	100.00%	3.83%
STEP UP NOTE	10,000,000	10,000,000	9,458,700	94.59%	0.35%
SUPRANATIONAL	39,600,000	38,608,923	37,008,522	95.85%	2.59%
TREASURY NOTE	70,000,000	66,772,229	64,474,000	96.56%	3.18%
US SOVEREIGN BOND GUARANTEE	4,815,000	4,884,476	4,814,278	98.56%	2.58%
Totals	\$1,115,107,422	\$1,104,679,836	\$1,053,879,231	95.40%	2.66%

Portfolio Breakdown & Statistics

	October 31, 2023	October 31, 2022
AMORTIZED COST	\$1,104,679,836	\$1,043,706,456
AVERAGE DAYS TO MATURITY	825	841
CURRENT MONTH RETURN ON INVEST	2.68%	1.84%
EARNED INTEREST-CURR MONTH	\$2,492,861	\$1,616,889
EARNED INTEREST - FISCAL YTD	\$9,827,346	\$6,088,033

Pooled Portfolio Composition by Book Value

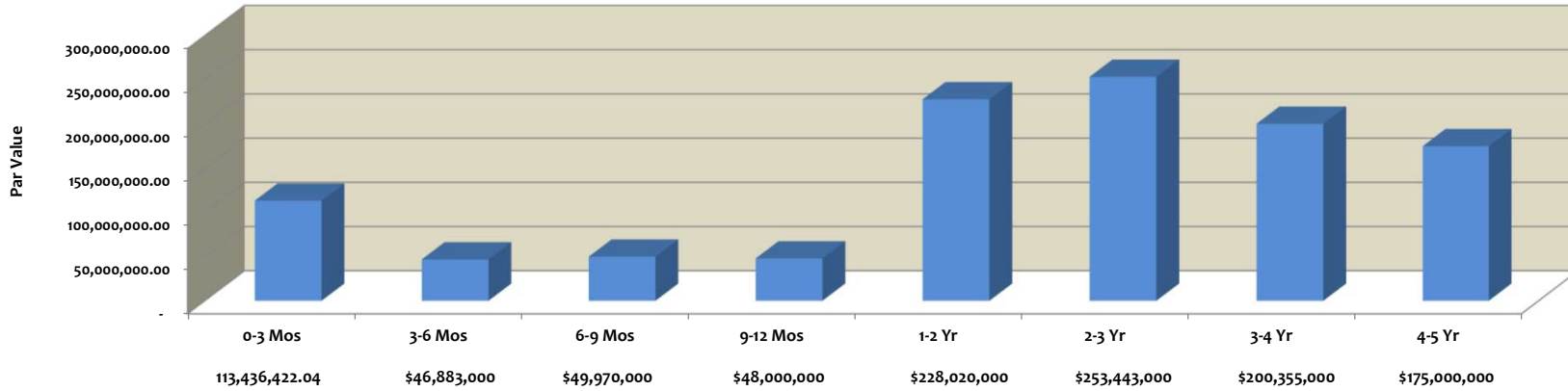




MATURITY DISTRIBUTION

Current Par Value	0-3 Mos	3-6 Mos	6-9 Mos	9-12 Mos	1-2 Yr	2-3 Yr	3-4 Yr	4-5 Yr	Totals
AGENCY NOTE	15,000,000.00	15,000,000.00	20,000,000.00	30,000,000.00	75,000,000.00	130,950,000.00	60,000,000.00	105,000,000.00	\$ 450,950,000.00
MEDIUM TERM CORPORATE NOTES	15,000,000.00	11,883,000.00	24,970,000.00		67,500,000.00	56,008,000.00	65,000,000.00	20,000,000.00	\$ 260,361,000.00
MONEY MARKET	53,000,000.00								\$ 53,000,000.00
STATE POOL	15,621,422.04								\$ 15,621,422.04
TREASURY NOTE			5,000,000.00		15,000,000.00	15,000,000.00	15,000,000.00	20,000,000.00	\$ 70,000,000.00
CERTIFICATE OF DEPOSIT	5,000,000.00	5,000,000.00		5,000,000.00	10,000,000.00	10,000,000.00	10,000,000.00		\$ 45,000,000.00
MUNICIPAL BOND		10,000,000.00		13,000,000.00	45,520,000.00	36,485,000.00	40,755,000.00	20,000,000.00	\$ 165,760,000.00
SUPRANATIONAL	5,000,000.00	5,000,000.00			5,000,000.00	5,000,000.00	9,600,000.00	10,000,000.00	\$ 39,600,000.00
STEP UP NOTE					10,000,000.00				\$ 10,000,000.00
US SOVEREIGN BOND GUARANTEE	4,815,000.00								\$ 4,815,000.00
Totals	113,436,422.04	\$46,883,000	\$49,970,000	\$48,000,000	\$228,020,000	\$253,443,000	\$200,355,000	\$175,000,000	\$ 1,115,107,422.04
% of Portfolio	10.17%	4.20%	4.48%	4.30%	20.45%	22.73%	17.97%	15.69%	100.00%

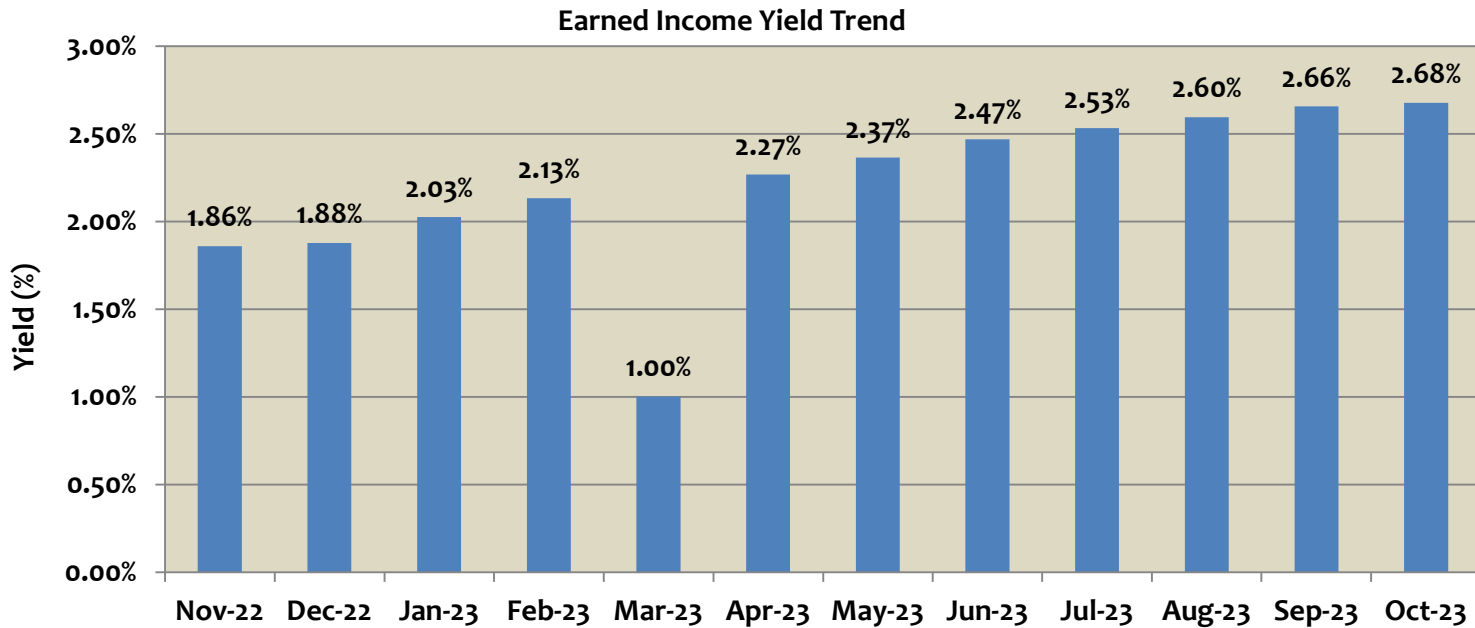
Maturity Distribution
October 31, 2023





PORTFOLIO - EARNED INCOME YIELD

Month	Earned Income Yield
Nov-22	1.86%
Dec-22	1.88%
Jan-23	2.03%
Feb-23	2.13%
Mar-23	1.00%
Apr-23	2.27%
May-23	2.37%
Jun-23	2.47%
Jul-23	2.53%
Aug-23	2.60%
Sep-23	2.66%
Oct-23	2.68%



In accordance with State Law, the Finance Director certifies that the securities held in the City Investment Portfolio, comply with City policies. The Finance Director further certifies that the City has Operating Funds available to meet its expenditure requirements for the next six months.

Amortized Cost - the total amount at which investments are carried on the City books. This amount includes the amortization and accretion of premiums and discounts, respectively.

Market Value - the total amount at which investments are being sold in the market. Market prices are provided by the Bank of New York.

Maturity Value - (also referred to as "par value") the total amount of the face or stated value of the investments at maturity.

Average Days to Maturity - the average time in days left in the maturity of the investments.

Monthly Yield - the rate of return on investments as expressed in a percentage.

Earned Interest - the amount of income realized by all investments.



Agency Note	Issuer	CUSIP	Coupon Rate	Yield Matur	Purchase Date	Maturity Date	Ending Par Val/Shares	Amor Value On 10/31/23	Ending Market Val	Ending Unit Price
Agency Note	FARMER MAC	31422XAT9	0.520	0.5200	03/02/21	12/15/25	5,000,000.00	5,000,000.00	4,529,100.00	0.905820
Agency Note	FARMER MAC	31422XLY6	0.900	0.9000	09/01/21	09/01/26	5,000,000.00	5,000,000.00	4,446,150.00	0.889230
Agency Note	FARMER MAC	31422XUU4	2.000	2.0000	02/25/22	02/25/27	10,000,000.00	10,000,000.00	9,073,200.00	0.907320
Agency Note	FARMER MAC	31422XYF3	3.100	4.6710	09/14/23	05/13/27	10,000,000.00	9,580,346.16	9,353,600.00	0.935360
Agency Note	FED AG MORTGAGE CORPORATION	31422XMT6	0.930	0.9300	09/21/21	09/21/26	5,000,000.00	5,000,000.00	4,440,900.00	0.888180
Agency Note	FED AG MORTGAGE CORPORATION	31424WAT9	4.820	4.8200	10/19/23	05/19/28	15,000,000.00	15,000,000.00	15,050,400.00	1.003360
Agency Note	FED AG MORTGAGE CORPORATION	31424WAU6	4.830	4.8300	10/20/23	06/20/28	15,000,000.00	15,000,000.00	14,976,900.00	0.998460
Agency Note	FED AG MORTGAGE CORPORATION	31424WBE1	5.000	5.0000	10/24/23	07/24/28	10,000,000.00	10,000,000.00	9,984,200.00	0.998420
Agency Note	FED FARM CREDIT BANK	3133EMN81	0.310	0.3100	06/29/21	12/29/23	5,000,000.00	5,000,000.00	4,958,300.00	0.991660
Agency Note	FED FARM CREDIT BANK	3133EKBW5	2.610	2.6100	02/27/19	02/27/24	5,000,000.00	5,000,000.00	4,952,250.00	0.990450
Agency Note	FED FARM CREDIT BANK	3133ELQ56	0.570	0.5700	07/02/20	07/02/24	5,000,000.00	5,000,000.00	4,835,850.00	0.967170
Agency Note	FED FARM CREDIT BANK	3133EKA63	1.600	1.6000	08/16/19	08/16/24	10,000,000.00	10,000,000.00	9,703,100.00	0.970310
Agency Note	FED FARM CREDIT BANK	3133EKP75	1.600	1.4076	10/04/19	09/17/24	5,000,000.00	5,009,518.33	4,834,250.00	0.966850
Agency Note	FED FARM CREDIT BANK	3133EMK92	0.580	0.5800	06/23/21	06/23/25	5,000,000.00	5,000,000.00	4,628,200.00	0.925640
Agency Note	FED FARM CREDIT BANK	3133ELZ80	0.580	0.5800	07/29/20	07/29/25	5,000,000.00	5,000,000.00	4,610,400.00	0.922080
Agency Note	FED FARM CREDIT BANK	3133EMAU6	0.500	0.5000	09/22/20	09/22/25	10,000,000.00	10,000,000.00	9,154,500.00	0.915450
Agency Note	FED FARM CREDIT BANK	3133EMCP5	0.520	0.5301	10/14/20	10/14/25	5,000,000.00	4,998,992.04	4,568,450.00	0.913690
Agency Note	FED FARM CREDIT BANK	3133EMSU7	0.800	0.8000	03/09/21	03/09/26	5,000,000.00	5,000,000.00	4,520,300.00	0.904060
Agency Note	FED FARM CREDIT BANK	3133ENU00	2.640	3.0001	05/04/22	04/08/26	10,000,000.00	9,913,895.78	9,449,400.00	0.944940
Agency Note	FED FARM CREDIT BANK	3133ENFN5	1.540	1.5400	11/30/21	11/30/26	10,000,000.00	10,000,000.00	8,993,700.00	0.899370
Agency Note	FED FARM CREDIT BANK	3133ENHA1	1.500	1.5000	12/14/21	12/14/26	10,000,000.00	10,000,000.00	8,976,500.00	0.897650
Agency Note	FED FARM CREDIT BANK	3133ENL99	3.375	3.4769	09/15/22	09/15/27	10,000,000.00	9,962,251.51	9,422,200.00	0.942220
Agency Note	FED FARM CREDIT BANK	3133EPZK4	6.220	6.2200	10/24/23	10/24/28	10,000,000.00	10,000,000.00	9,986,800.00	0.998680
Agency Note	FED HOME LOAN BANK	3130ANES5	0.265	0.2650	07/29/21	12/29/23	10,000,000.00	10,000,000.00	9,916,800.00	0.991680
Agency Note	FED HOME LOAN BANK	3130AB3H7	2.375	0.8307	03/16/20	03/08/24	5,000,000.00	5,038,447.26	4,944,550.00	0.988910
Agency Note	FED HOME LOAN BANK	3130AoxE5	3.250	2.5800	03/08/19	03/08/24	5,000,000.00	5,016,536.23	4,958,200.00	0.991640
Agency Note	FED HOME LOAN BANK	3130AKWZ5	0.220	0.2200	02/24/21	05/24/24	5,000,000.00	5,000,000.00	4,852,650.00	0.970530
Agency Note	FED HOME LOAN BANK	3130AN3D0	0.450	0.4500	06/28/21	05/24/24	10,000,000.00	10,000,000.00	9,717,900.00	0.971790
Agency Note	FED HOME LOAN BANK	3130A2UW4	2.875	1.6639	10/24/19	09/13/24	5,000,000.00	5,059,809.80	4,891,000.00	0.978200
Agency Note	FED HOME LOAN BANK	3130APMK8	0.750	0.7500	11/16/21	09/16/24	10,000,000.00	10,000,000.00	9,589,200.00	0.958920
Agency Note	FED HOME LOAN BANK	3130A3GE8	2.750	1.7080	12/13/19	12/13/24	5,000,000.00	5,076,830.63	4,854,350.00	0.970870
Agency Note	FED HOME LOAN BANK	3130AKMR4	0.330	0.3300	01/28/21	01/15/25	5,000,000.00	5,000,000.00	4,697,200.00	0.939440
Agency Note	FED HOME LOAN BANK	3130ALZV9	0.680	0.6800	04/29/21	04/29/25	5,000,000.00	5,000,000.00	4,677,300.00	0.935460
Agency Note	FED HOME LOAN BANK	3130AMX23	0.900	0.9000	06/30/21	12/30/25	6,550,000.00	6,550,000.00	5,975,827.00	0.912340
Agency Note	FED HOME LOAN BANK	3130AKN85	0.550	0.5652	01/20/21	01/20/26	5,000,000.00	4,998,111.77	4,516,850.00	0.903370
Agency Note	FED HOME LOAN BANK	3130AKPL4	0.550	0.5500	01/28/21	01/28/26	5,000,000.00	5,000,000.00	4,532,450.00	0.906490
Agency Note	FED HOME LOAN BANK	3130AKPC4	0.600	0.6000	01/28/21	01/28/26	5,000,000.00	5,000,000.00	4,518,050.00	0.903610
Agency Note	FED HOME LOAN BANK	3130AS3R8	3.230	3.2300	05/26/22	02/26/26	10,000,000.00	10,000,000.00	9,562,900.00	0.956290
Agency Note	FED HOME LOAN BANK	3130ALV92	1.050	0.9484	04/01/21	03/30/26	5,000,000.00	4,998,741.39	4,549,100.00	0.909820
Agency Note	FED HOME LOAN BANK	3130ALYB4	1.450	1.1449	04/28/21	04/28/26	5,000,000.00	5,000,000.00	4,580,450.00	0.916090
Agency Note	FED HOME LOAN BANK	3130AMTW2	1.050	0.8273	06/30/21	06/30/26	5,000,000.00	5,000,000.00	4,503,300.00	0.900660
Agency Note	FED HOME LOAN BANK	3130AMWWM0	1.050	0.9375	06/30/21	06/30/26	5,000,000.00	5,000,000.00	4,503,300.00	0.900660
Agency Note	FED HOME LOAN BANK	3130AMZN5	0.750	1.0448	06/30/21	06/30/26	5,000,000.00	5,000,000.00	4,529,000.00	0.905800
Agency Note	FED HOME LOAN BANK	3130ANBS8	0.930	0.9300	07/29/21	07/29/26	5,400,000.00	5,400,000.00	4,824,468.00	0.893420
Agency Note	FED HOME LOAN BANK	3130ANLZ1	0.900	0.9000	08/26/21	08/26/26	5,000,000.00	5,000,000.00	4,450,200.00	0.890040
Agency Note	FED HOME LOAN BANK	3130AWTQ3	4.625	4.8016	09/08/23	09/11/26	10,000,000.00	9,993,680.56	9,905,400.00	0.990540
Agency Note	FED HOME LOAN BANK	3130ASH51	4.125	4.1250	06/29/22	06/29/27	10,000,000.00	10,000,000.00	9,577,000.00	0.957700
Agency Note	FED HOME LOAN BANK	3130AURW6	3.700	3.7000	02/02/23	02/02/28	15,000,000.00	15,000,000.00	15,000,000.00	1.000000
Agency Note	FED HOME LOAN BANK	3130AURX4	3.660	3.6600	02/08/23	02/08/28	15,000,000.00	15,000,000.00	14,259,600.00	0.950640
Agency Note	FED HOME LOAN BANK	3130ATS57	4.500	3.7601	03/14/23	03/10/28	10,000,000.00	10,303,712.17	9,848,600.00	0.984860

Medium Term Corporate Note	SHELL INTERNATIONAL FIN	822582CC4	2.000	2.0998	11/14/19	11/07/24	5,000,000.00	4,992,666.51	4,824,550.00	0.964910
Medium Term Corporate Note	TOYOTA MOTOR CREDIT CORP	89236TDW2	2.900	0.6042	04/13/21	04/17/24	3,933,000.00	3,978,010.15	3,882,814.92	0.987240
Medium Term Corporate Note	TOYOTA MOTOR CREDIT CORP	89236TGT6	1.800	1.8000	02/13/20	02/13/25	5,000,000.00	5,000,000.00	4,764,600.00	0.952920
Medium Term Corporate Note	TOYOTA MOTOR CREDIT CORP	89236THY4	0.700	0.7000	01/20/21	01/20/26	5,000,000.00	5,000,000.00	4,525,200.00	0.905040
Medium Term Corporate Note	TOYOTA MOTOR CREDIT CORP	89236TJZ9	3.050	3.6894	05/04/22	03/22/27	10,000,000.00	9,827,432.72	9,224,700.00	0.922470
Medium Term Corporate Note	TOYOTA MOTOR CREDIT CORP	89236TKL8	5.450	4.4619	02/01/23	11/10/27	10,000,000.00	10,398,843.19	9,970,400.00	0.997040
Medium Term Corporate Note	U.S. BANCORP	91159HHR4	3.150	3.6794	05/04/22	04/27/27	10,000,000.00	9,827,610.48	9,030,100.00	0.903010
Medium Term Corporate Note	US BANK NA CINCINNATI	90331HMS9	2.800	0.6414	11/25/20	01/27/25	5,000,000.00	5,160,858.87	4,796,700.00	0.959340
Medium Term Corporate Note	WAL-MART STORES	931142EL3	2.850	1.8859	10/01/19	07/08/24	5,000,000.00	5,047,530.24	4,907,950.00	0.981590
Total Count 42			2.515	2.5691			260,361,000.00	258,399,256.20	244,693,027.76	0.939822

Money Market	Issuer	CUSIP	Coupon Rate	Yield Matur	Purchase Date	Maturity Date	Ending Par Val/Shares	Amor Value On 10/31/23	Ending Market Val	Ending Unit Price
Money Market	FIDELITY INVESTMENTS		5.287	5.2868	12/10/90	Open	53,000,000.00	53,000,000.00	53,000,000.00	1.000000
Total Count 1			5.287	5.2868			53,000,000.00	53,000,000.00	53,000,000.00	1.000000

Municipal Bond	Issuer	CUSIP	Coupon Rate	Yield Matur	Purchase Date	Maturity Date	Ending Par Val/Shares	Amor Value On 10/31/23	Ending Market Val	Ending Unit Price
Municipal Bond	ANTELOPE VALLEY UNION HIGH	036717MN3	2.396	0.8301	10/30/20	08/01/25	1,775,000.00	1,830,017.04	1,684,084.50	0.948780
Municipal Bond	CHAFFEY COMMUNITY COLLEGE	157432LM5	1.421	0.8621	08/17/21	06/01/26	2,885,000.00	2,932,649.14	2,617,906.70	0.907420
Municipal Bond	CONTRA COSTA CA CMNTY CLG DIST	212204JH5	2.163	3.2901	08/15/22	08/01/27	2,795,000.00	2,677,832.06	2,514,354.05	0.909590
Municipal Bond	COUNTY OF RIVERSIDE CA	76913CAZ2	2.667	2.2601	05/06/20	02/15/25	5,000,000.00	5,029,838.28	4,815,700.00	0.963140
Municipal Bond	COUNTY OF WESTCHESTER NY	95736VAY8	0.750	0.7456	11/05/20	07/01/25	1,940,000.00	1,940,169.60	1,796,032.60	0.925790
Municipal Bond	FRESNO COUNTY CA PENSION OBLG	358266CB8	0.000	3.4071	08/08/22	08/15/24	8,000,000.00	7,472,400.00	7,621,040.00	0.952630
Municipal Bond	GOLDEN STATE TOBACCO	38122NA85	1.600	1.3104	10/12/21	06/01/26	2,000,000.00	2,016,984.35	1,805,000.00	0.902500
Municipal Bond	GOLDEN STATE TOBACCO	38122NA85	1.600	3.5602	05/13/22	06/01/26	6,300,000.00	5,915,975.14	5,685,750.00	0.902500
Municipal Bond	GOLDEN STATE TOBACCO	38122NA93	1.886	3.4943	08/03/22	06/01/27	9,305,000.00	8,750,845.87	8,154,902.00	0.876400
Municipal Bond	KERN COUNTY CA PENSION OBLG	492279CR3	0.000	3.6371	08/11/22	08/15/25	15,000,000.00	13,457,250.00	13,506,300.00	0.900420
Municipal Bond	LOS ALTOS SCHOOL DIST	544290JH3	1.000	0.5501	06/10/21	10/01/24	5,000,000.00	5,022,400.81	4,799,100.00	0.959820
Municipal Bond	LOS ANGELES UNIFIED SCHOOL DIST	544647FB1	1.245	1.3763	01/28/22	07/01/25	3,355,000.00	3,346,340.68	3,111,024.40	0.927280
Municipal Bond	LOS ANGELES UNIFIED SCHOOL DIST	544646A77	5.720	4.2754	06/16/22	05/01/27	13,500,000.00	14,183,635.61	13,499,055.00	0.999930
Municipal Bond	MARIN CA CMNTY CLG DIST	56781RKE6	0.930	3.2502	08/15/22	08/01/27	3,155,000.00	2,882,497.27	2,683,012.00	0.850400
Municipal Bond	NEW YORK STATE DORMITORY	64990FD43	0.887	0.8870	06/23/21	03/15/25	1,650,000.00	1,650,000.00	1,551,016.50	0.940010
Municipal Bond	NEW YORK STATE URBAN DEV	64985TAY7	2.020	2.0200	10/30/19	03/15/24	5,000,000.00	5,000,000.00	4,932,650.00	0.986530
Municipal Bond	STATE OF CALIFORNIA	13063DLZ9	3.000	2.5002	05/01/19	04/01/24	5,000,000.00	5,012,341.76	4,945,750.00	0.989150
Municipal Bond	STATE OF CALIFORNIA	13063DRD2	2.375	1.0560	10/04/21	10/01/26	9,900,000.00	10,284,603.98	9,120,177.00	0.921230
Municipal Bond	STATE OF CALIFORNIA	13063DC48	1.700	3.9381	02/07/23	02/01/28	10,000,000.00	9,085,265.21	8,665,300.00	0.866530
Municipal Bond	STATE OF CONNECTICUT	20772KAK5	3.750	4.0152	01/24/23	01/15/28	10,000,000.00	9,891,818.59	9,424,600.00	0.942460
Municipal Bond	STATE OF HAWAII	419792YR1	0.893	0.8930	08/20/21	08/01/26	6,400,000.00	6,400,000.00	5,696,192.00	0.890030
Municipal Bond	STATE OF HAWAII	419792G26	1.283	3.6003	09/12/22	08/01/26	9,000,000.00	8,411,933.25	8,099,010.00	0.898990
Municipal Bond	STATE OF HAWAII	419792G34	1.535	3.9180	02/02/23	08/01/27	5,000,000.00	4,562,807.66	4,513,050.00	0.902610
Municipal Bond	STATE OF NEW YORK	649791PS3	2.360	3.3081	05/04/22	02/15/27	7,000,000.00	6,782,348.05	6,392,400.00	0.913200
Municipal Bond	TEXAS A&M UNIVERSITY	88213ALV5	2.877	1.0002	05/15/20	05/15/25	3,000,000.00	3,111,214.44	2,886,660.00	0.962220
Municipal Bond	UNIVERSITY OF CALIFORNIA	91412HGE7	0.883	0.4113	02/02/21	05/15/25	5,000,000.00	5,046,931.01	4,653,700.00	0.930740
Municipal Bond	UNIVERSITY OF CALIFORNIA	91412GU94	3.063	3.0951	05/18/22	07/01/25	8,800,000.00	8,794,556.45	8,446,064.00	0.959780
Total Count 27			2.064	2.7959			165,760,000.00	161,492,656.25	153,619,830.75	0.926761

State Pool	Issuer	CUSIP	Coupon Rate	Yield Matur	Purchase Date	Maturity Date	Ending Par Val/Shares	Amor Value On 10/31/23	Ending Market Val	Ending Unit Price
State Pool	STATE OF CALIFORNIA		3.830	3.8300	01/01/88	Open	9,887,579.93	9,887,579.93	9,887,579.93	1.000000
State Pool	STATE OF CALIFORNIA		3.830	3.8300	11/30/01	Open	5,733,842.11	5,733,842.11	5,733,842.11	1.000000
Total Count 2			3.830	3.8300			15,621,422.04	15,621,422.04	15,621,422.04	1.000000

Step Up Note	Issuer	CUSIP	Coupon Rate	Yield Matur	Purchase Date	Maturity Date	Ending Par Val/Shares	Amor Value On 10/31/23	Ending Market Val	Ending Unit Price
Step Up Note	FED HOME LOAN BANK	3130AMQW5	0.550	0.3500	06/16/21	12/16/24	10,000,000.00	10,000,000.00	9,458,700.00	0.945870
Total Count 1			0.550	0.3500			10,000,000.00	10,000,000.00	9,458,700.00	0.945870

Supranational	Issuer	CUSIP	Coupon Rate	Yield Matur	Purchase Date	Maturity Date	Ending Par Val/Shares	Amor Value On 10/31/23	Ending Market Val	Ending Unit Price
Supranational	INTER AMERICAN DEVELOPMNT BANK	4581XoDPo	0.250	4.7132	01/10/23	11/15/23	5,000,000.00	4,890,988.03	4,989,950.00	0.997990
Supranational	INTER AMERICAN DEVELOPMNT BANK	4581XoCF3	3.000	0.2411	02/01/21	02/21/24	5,000,000.00	5,068,890.51	4,960,550.00	0.992110
Supranational	INTER AMERICAN DEVELOPMNT BANK	4581XoDK1	1.750	0.5597	05/13/21	03/14/25	5,000,000.00	5,088,776.29	4,758,500.00	0.951700
Supranational	INTL BK RECON & DEVELOP	45906M2L4	0.650	0.7336	07/30/21	02/24/26	5,000,000.00	4,989,659.67	4,486,950.00	0.897390
Supranational	INTL BK RECON & DEVELOP	459058JT1	0.850	2.0199	02/18/22	02/10/27	3,600,000.00	3,458,370.93	3,124,152.00	0.867820
Supranational	INTL BK RECON & DEVELOP	459058JT1	0.850	2.9983	05/18/22	02/10/27	6,000,000.00	5,574,737.23	5,206,920.00	0.867820
Supranational	INTL FINANCE CORP	45950VSE7	3.600	4.7859	10/17/23	04/07/28	10,000,000.00	9,537,500.00	9,481,500.00	0.948150
Total Count 7			1.828	2.5928			39,600,000.00	38,608,922.66	37,008,522.00	0.934559

Treasury Note	Issuer	CUSIP	Coupon Rate	Yield Matur	Purchase Date	Maturity Date	Ending Par Val/Shares	Amor Value On 10/31/23	Ending Market Val	Ending Unit Price
Treasury Note	U.S. TREASURY	912828XX3	2.000	1.5701	10/18/19	06/30/24	5,000,000.00	5,021,245.15	4,886,150.00	0.977230
Treasury Note	U.S. TREASURY	912828YM6	1.500	2.8243	04/25/22	10/31/24	10,000,000.00	9,870,321.58	9,618,800.00	0.961880
Treasury Note	U.S. TREASURY	912828G38	2.250	1.6900	12/31/19	11/15/24	5,000,000.00	5,041,300.07	4,839,850.00	0.967970
Treasury Note	U.S. TREASURY	912828R36	1.625	2.8580	05/16/22	05/15/26	10,000,000.00	9,647,908.36	9,210,600.00	0.921060
Treasury Note	U.S. TREASURY	91282CCP4	0.625	0.6223	08/03/21	07/31/26	5,000,000.00	5,000,396.31	4,455,300.00	0.891060
Treasury Note	U.S. TREASURY	912828X88	2.375	4.5751	09/19/23	05/15/27	5,000,000.00	4,674,431.66	4,595,700.00	0.919140
Treasury Note	U.S. TREASURY	91282CFB2	2.750	3.7212	01/31/23	07/31/27	10,000,000.00	9,642,135.22	9,276,600.00	0.927660
Treasury Note	U.S. TREASURY	9128284V9	2.875	4.2694	09/05/23	08/15/28	10,000,000.00	9,400,781.25	9,157,000.00	0.915700
Treasury Note	U.S. TREASURY	91282CCY5	1.250	4.7227	10/04/23	09/30/28	10,000,000.00	8,473,709.87	8,434,000.00	0.843400
Total Count 9			1.950	3.1796			70,000,000.00	66,772,229.47	64,474,000.00	0.921057

US Sovereign Bond Guarantee	Issuer	CUSIP	Coupon Rate	Yield Matur	Purchase Date	Maturity Date	Ending Par Val/Shares	Amor Value On 10/31/23	Ending Market Val	Ending Unit Price
US Sovereign Bond Guarantee	AID-ISRAEL	46513EGV8	5.500	2.5770	02/28/19	12/04/23	4,815,000.00	4,884,475.60	4,814,277.75	0.999850
Total Count 1			5.500	2.5770			4,815,000.00	4,884,475.60	4,814,277.75	0.999850

Investment Total			2.461	2.6559			1,115,107,422.04	1,104,679,835.85	1,053,879,231.44	0.945092
-------------------------	--	--	--------------	---------------	--	--	-------------------------	-------------------------	-------------------------	-----------------