

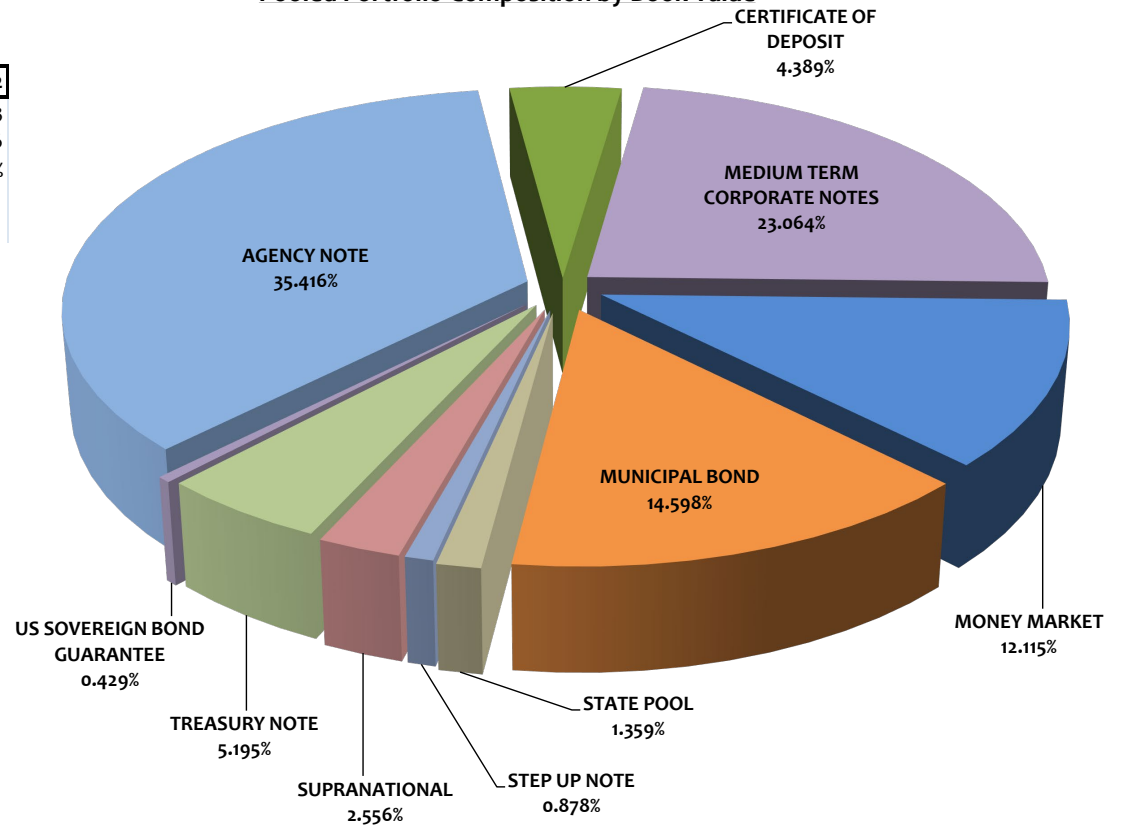
ASSET ALLOCATION


Assets	Current Par Value	Current Book Value	Market Value	Mkt/Book	Yield to Maturity
AGENCY NOTE	\$402,950,000	\$403,425,148	\$380,626,828	94.35%	1.82%
CERTIFICATE OF DEPOSIT	50,000,000	50,000,000	47,996,244	95.99%	2.27%
MEDIUM TERM CORPORATE NOTES	264,361,000	262,720,270	249,965,423	95.15%	2.43%
MONEY MARKET	138,000,000	138,000,000	138,000,000	100.00%	5.26%
MUNICIPAL BOND	170,760,000	166,285,546	159,056,424	95.65%	2.79%
STATE POOL	15,481,813	15,481,813	15,481,813	100.00%	3.39%
STEP UP NOTE	10,000,000	10,000,000	9,341,300	93.41%	0.35%
SUPRANATIONAL	29,600,000	29,119,572	27,499,846	94.44%	1.87%
TREASURY NOTE	60,000,000	59,181,165	57,298,200	96.82%	2.05%
US SOVEREIGN BOND GUARANTEE	4,815,000	4,884,476	4,813,411	98.55%	2.58%
Totals	\$1,145,967,813	\$1,139,097,990	\$1,090,079,489	95.70%	2.56%

Portfolio Breakdown & Statistics

	July 31, 2023	July 31, 2022
AMORTIZED COST	\$1,139,097,990	\$978,058,633
AVERAGE DAYS TO MATURITY	719	886
CURRENT MONTH RETURN ON INVEST	2.53%	1.63%
EARNED INTEREST-CURR MONTH	\$2,427,107	\$1,333,079
EARNED INTEREST - FISCAL YTD	\$2,427,107	\$1,333,079

Pooled Portfolio Composition by Book Value

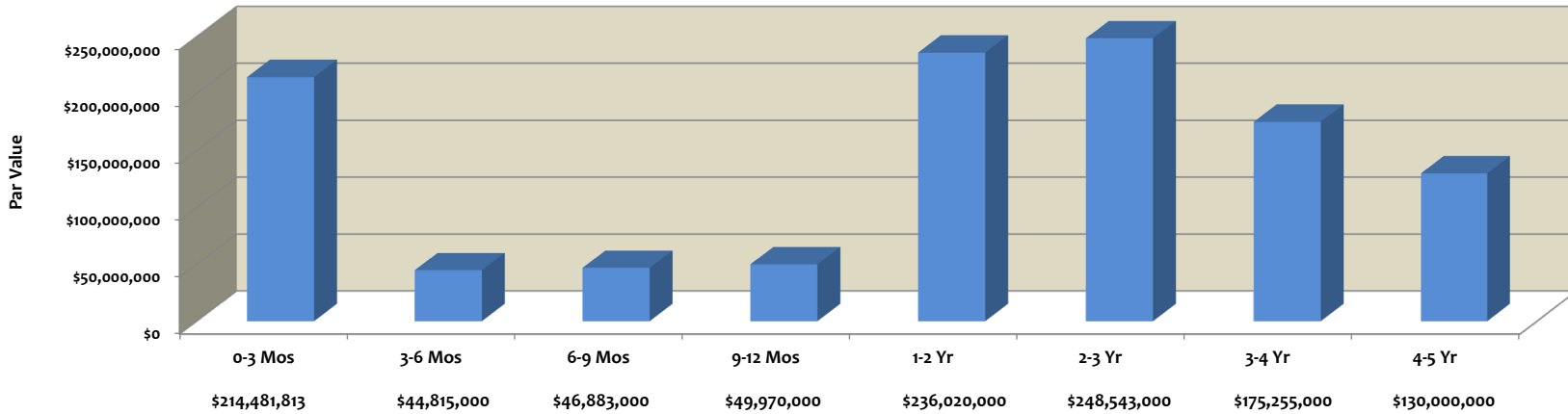




MATURITY DISTRIBUTION

Current Par Value	0-3 Mos	3-6 Mos	6-9 Mos	9-12 Mos	1-2 Yr	2-3 Yr	3-4 Yr	4-5 Yr	Totals
AGENCY NOTE	22,000,000.00	15,000,000.00	15,000,000.00	20,000,000.00	80,000,000.00	130,950,000.00	55,000,000.00	65,000,000.00	\$ 402,950,000.00
MEDIUM TERM CORPORATE NOTES	14,000,000.00	15,000,000.00	11,883,000.00	24,970,000.00	67,500,000.00	51,008,000.00	45,000,000.00	35,000,000.00	\$ 264,361,000.00
MONEY MARKET	138,000,000.00								\$ 138,000,000.00
STATE POOL	15,481,813.27								\$ 15,481,813.27
TREASURY NOTE	15,000,000.00			5,000,000.00	15,000,000.00	10,000,000.00	5,000,000.00	10,000,000.00	\$ 60,000,000.00
CERTIFICATE OF DEPOSIT	5,000,000.00	5,000,000.00	5,000,000.00		15,000,000.00	10,000,000.00	10,000,000.00		\$ 50,000,000.00
MUNICIPAL BOND	5,000,000.00		10,000,000.00		43,520,000.00	41,585,000.00	50,655,000.00	20,000,000.00	\$ 170,760,000.00
SUPRANATIONAL		5,000,000.00	5,000,000.00		5,000,000.00	5,000,000.00	9,600,000.00		\$ 29,600,000.00
STEP UP NOTE					10,000,000.00				\$ 10,000,000.00
US SOVEREIGN BOND GUARANTEE		4,815,000.00							\$ 4,815,000.00
Totals	\$214,481,813	\$44,815,000	\$46,883,000	\$49,970,000	\$236,020,000	\$248,543,000	\$175,255,000	\$130,000,000	\$1,145,967,813
% of Portfolio	18.72%	3.91%	4.09%	4.36%	20.60%	21.69%	15.29%	11.34%	100.00%

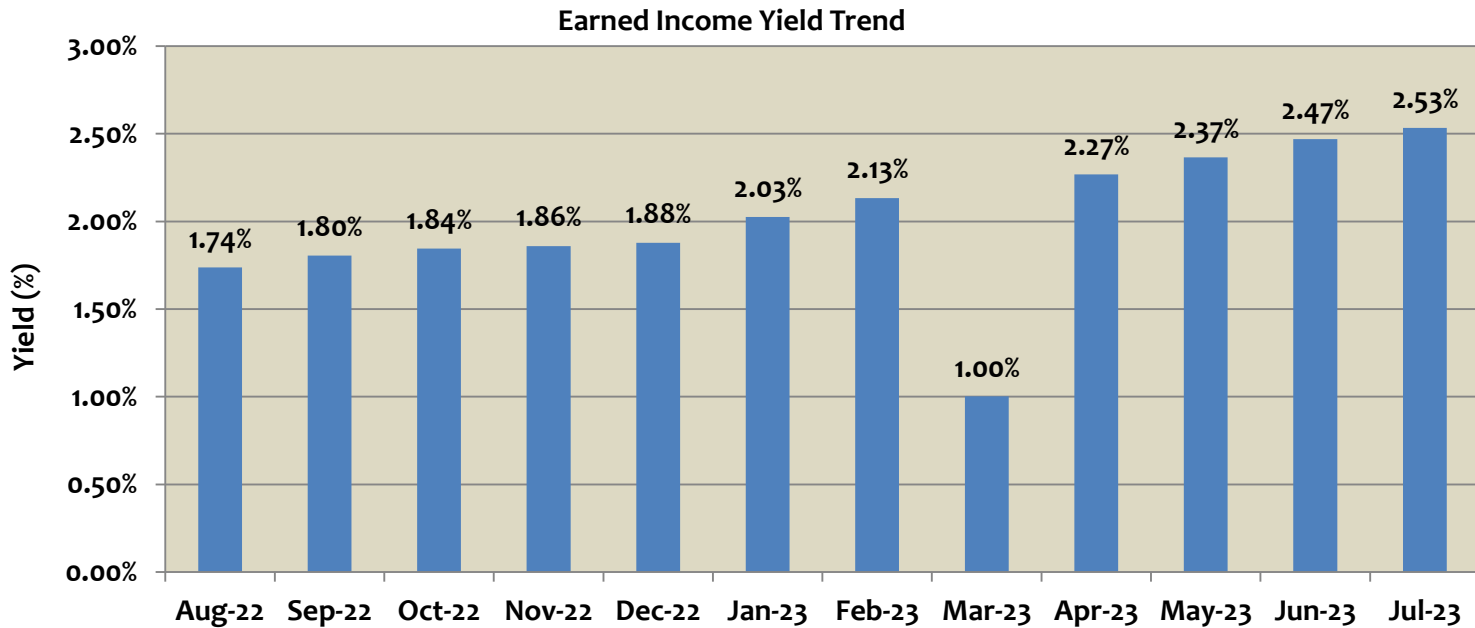
Maturity Distribution
July 31, 2023





PORTFOLIO - EARNED INCOME YIELD

Month	Earned Income Yield
Aug-22	1.74%
Sep-22	1.80%
Oct-22	1.84%
Nov-22	1.86%
Dec-22	1.88%
Jan-23	2.03%
Feb-23	2.13%
Mar-23	1.00%
Apr-23	2.27%
May-23	2.37%
Jun-23	2.47%
Jul-23	2.53%



In accordance with State Law, the Finance Director certifies that the securities held in the City Investment Portfolio, comply with City policies. The Finance Director further certifies that the City has Operating Funds available to meet its expenditure requirements for the next six months.

Amortized Cost - the total amount at which investments are carried on the City books. This amount includes the amortization and accretion of premiums and discounts, respectively.

Market Value - the total amount at which investments are being sold in the market. Market prices are provided by the Bank of New York.

Maturity Value - (also referred to as "par value") the total amount of the face or stated value of the investments at maturity.

Average Days to Maturity - the average time in days left in the maturity of the investments.

Monthly Yield - the rate of return on investments as expressed in a percentage.

Earned Interest - the amount of income realized by all investments.

Agency Note	Issuer	CUSIP	Coupon Rate	Yield Matur	Purchase Date	Maturity Date	Ending Par Val/Shares	Amor Value On 07/31/23	Ending Market Val	Ending Unit Price
Agency Note	FARMER MAC	31422XAT9	0.520	0.5200	03/02/21	12/15/25	5,000,000.00	5,000,000.00	4,508,100.00	0.901620
Agency Note	FARMER MAC	31422XLY6	0.900	0.9000	09/01/21	09/01/26	5,000,000.00	5,000,000.00	4,457,200.00	0.891440
Agency Note	FARMER MAC	31422XUU4	2.000	2.0000	02/25/22	02/25/27	10,000,000.00	10,000,000.00	9,199,300.00	0.919930
Agency Note	FED AG MORTGAGE CORPORATION	31422XMT6	0.930	0.9300	09/21/21	09/21/26	5,000,000.00	5,000,000.00	4,453,900.00	0.890780
Agency Note	FED FARM CREDIT BANK	3133ENF21	3.150	3.2835	08/09/22	08/08/23	12,000,000.00	11,992,119.23	11,985,720.00	0.998810
Agency Note	FED FARM CREDIT BANK	3133EL3E2	0.320	0.3200	08/10/20	08/10/23	5,000,000.00	5,000,000.00	4,992,650.00	0.998530
Agency Note	FED FARM CREDIT BANK	3133EMN81	0.310	0.3100	06/29/21	12/29/23	5,000,000.00	5,000,000.00	4,891,950.00	0.978390
Agency Note	FED FARM CREDIT BANK	3133EKBW5	2.610	2.6100	02/27/19	02/27/24	5,000,000.00	5,000,000.00	4,920,100.00	0.984020
Agency Note	FED FARM CREDIT BANK	3133ELQ56	0.570	0.5700	07/02/20	07/02/24	5,000,000.00	5,000,000.00	4,771,700.00	0.954340
Agency Note	FED FARM CREDIT BANK	3133EKA63	1.600	1.6000	08/16/19	08/16/24	10,000,000.00	10,000,000.00	9,624,600.00	0.962460
Agency Note	FED FARM CREDIT BANK	3133EKP75	1.600	1.4076	10/04/19	09/17/24	5,000,000.00	5,014,227.65	4,792,850.00	0.958570
Agency Note	FED FARM CREDIT BANK	3133EMK92	0.580	0.5800	06/23/21	06/23/25	5,000,000.00	5,000,000.00	4,588,100.00	0.917620
Agency Note	FED FARM CREDIT BANK	3133ELZ80	0.580	0.5800	07/29/20	07/29/25	5,000,000.00	5,000,000.00	4,576,850.00	0.915370
Agency Note	FED FARM CREDIT BANK	3133EMAU6	0.500	0.5000	09/22/20	09/22/25	10,000,000.00	10,000,000.00	9,092,000.00	0.909200
Agency Note	FED FARM CREDIT BANK	3133EMCP5	0.520	0.5301	10/14/20	10/14/25	5,000,000.00	4,998,741.72	4,545,600.00	0.909120
Agency Note	FED FARM CREDIT BANK	3133EMSU7	0.800	0.8000	03/09/21	03/09/26	5,000,000.00	5,000,000.00	4,507,900.00	0.901580
Agency Note	FED FARM CREDIT BANK	3133ENU00	2.640	3.0001	05/04/22	04/08/26	10,000,000.00	9,897,430.86	9,455,200.00	0.945520
Agency Note	FED FARM CREDIT BANK	3133ENFN5	1.540	1.5400	11/30/21	11/30/26	10,000,000.00	10,000,000.00	9,057,100.00	0.905710
Agency Note	FED FARM CREDIT BANK	3133ENHA1	1.500	1.5000	12/14/21	12/14/26	10,000,000.00	10,000,000.00	9,037,400.00	0.903740
Agency Note	FED FARM CREDIT BANK	3133ENL99	3.375	3.4769	09/15/22	09/15/27	10,000,000.00	9,957,888.48	9,577,900.00	0.957790
Agency Note	FED HOME LOAN BANK	3130AFRW9	2.700	2.5516	02/26/19	08/28/23	5,000,000.00	5,003,663.20	4,989,900.00	0.997980
Agency Note	FED HOME LOAN BANK	3130ANES5	0.265	0.2650	07/29/21	12/29/23	10,000,000.00	10,000,000.00	9,782,100.00	0.978210
Agency Note	FED HOME LOAN BANK	3130AB3H7	2.375	0.8307	03/16/20	03/08/24	5,000,000.00	5,076,735.49	4,909,850.00	0.981970
Agency Note	FED HOME LOAN BANK	3130A0XE5	3.250	2.5800	03/08/19	03/08/24	5,000,000.00	5,032,861.86	4,936,950.00	0.987390
Agency Note	FED HOME LOAN BANK	3130AKWZ5	0.220	0.2200	02/24/21	05/24/24	5,000,000.00	5,000,000.00	4,782,750.00	0.956550
Agency Note	FED HOME LOAN BANK	3130AN3D0	0.450	0.4500	06/28/21	05/24/24	10,000,000.00	10,000,000.00	9,583,500.00	0.958350
Agency Note	FED HOME LOAN BANK	3130A2UW4	2.875	1.6639	10/24/19	09/13/24	5,000,000.00	5,089,345.10	4,862,750.00	0.972550
Agency Note	FED HOME LOAN BANK	3130APMK8	0.750	0.7500	11/16/21	09/16/24	10,000,000.00	10,000,000.00	9,468,600.00	0.946860
Agency Note	FED HOME LOAN BANK	3130A3GE8	2.750	1.7080	12/13/19	12/13/24	5,000,000.00	5,076,830.63	4,832,150.00	0.966430
Agency Note	FED HOME LOAN BANK	3130AKMR4	0.330	0.3300	01/28/21	01/15/25	5,000,000.00	5,000,000.00	4,638,950.00	0.927790
Agency Note	FED HOME LOAN BANK	3130ALZV9	0.680	0.6800	04/29/21	04/29/25	5,000,000.00	5,000,000.00	4,640,650.00	0.928130
Agency Note	FED HOME LOAN BANK	3130AMX23	0.900	0.9000	06/30/21	12/30/25	6,550,000.00	6,550,000.00	5,964,692.00	0.910640
Agency Note	FED HOME LOAN BANK	3130AKN85	0.550	0.5652	01/20/21	01/20/26	5,000,000.00	4,998,111.77	4,502,000.00	0.900400
Agency Note	FED HOME LOAN BANK	3130AKPL4	0.550	0.5500	01/28/21	01/28/26	5,000,000.00	5,000,000.00	4,495,650.00	0.899130
Agency Note	FED HOME LOAN BANK	3130AKPC4	0.600	0.6000	01/28/21	01/28/26	5,000,000.00	5,000,000.00	4,504,450.00	0.900890
Agency Note	FED HOME LOAN BANK	3130AS3R8	3.230	3.2300	05/26/22	02/26/26	10,000,000.00	10,000,000.00	9,577,000.00	0.957700
Agency Note	FED HOME LOAN BANK	3130ALV92	1.050	0.9484	04/01/21	03/30/26	5,000,000.00	4,998,491.59	4,528,850.00	0.905770
Agency Note	FED HOME LOAN BANK	3130ALYB4	1.450	1.1449	04/28/21	04/28/26	5,000,000.00	5,000,000.00	4,568,700.00	0.913740
Agency Note	FED HOME LOAN BANK	3130AMTW2	1.050	0.8273	06/30/21	06/30/26	5,000,000.00	5,000,000.00	4,459,000.00	0.891800
Agency Note	FED HOME LOAN BANK	3130AMWM0	1.050	0.9375	06/30/21	06/30/26	5,000,000.00	5,000,000.00	4,494,500.00	0.898900
Agency Note	FED HOME LOAN BANK	3130AMZN5	0.750	1.0448	06/30/21	06/30/26	5,000,000.00	5,000,000.00	4,518,800.00	0.903760
Agency Note	FED HOME LOAN BANK	3130ANBS8	0.930	0.9300	07/29/21	07/29/26	5,400,000.00	5,400,000.00	4,828,356.00	0.894140
Agency Note	FED HOME LOAN BANK	3130ANLZ1	0.900	0.9000	08/26/21	08/26/26	5,000,000.00	5,000,000.00	4,456,950.00	0.891390
Agency Note	FED HOME LOAN BANK	3130ASH51	4.125	4.1250	06/29/22	06/29/27	10,000,000.00	10,000,000.00	9,627,900.00	0.962790
Agency Note	FED HOME LOAN BANK	3130AURW6	3.700	3.7000	02/02/23	02/02/28	15,000,000.00	15,000,000.00	15,000,000.00	1.000000

Agency Note	FED HOME LOAN BANK	3130AURX4	3.660	3.6600	02/08/23	02/08/28	15,000,000.00	15,000,000.00	14,527,050.00	0.968470
Agency Note	FED HOME LOAN BANK	3130ATS57	4.500	3.7601	03/14/23	03/10/28	10,000,000.00	10,338,700.00	10,034,300.00	1.003430
Agency Note	FED HOME LOAN MORT CORP	3134GXVK7	2.900	2.9000	05/31/22	05/30/25	10,000,000.00	10,000,000.00	9,586,300.00	0.958630
Agency Note	FED HOME LOAN MORT CORP	3136G4YP2	0.720	0.7200	07/09/20	07/09/25	5,000,000.00	5,000,000.00	4,605,800.00	0.921160
Agency Note	FED HOME LOAN MORT CORP	3134GXUG7	3.320	3.3200	05/25/22	11/25/25	14,000,000.00	14,000,000.00	13,501,460.00	0.964390
Agency Note	FED HOME LOAN MORT CORP	3134GXCH5	0.600	0.6000	11/25/20	11/25/25	5,000,000.00	5,000,000.00	4,542,850.00	0.908570
Agency Note	FED HOME LOAN MORT CORP	3134GYJ37	4.950	4.9500	02/28/23	10/28/27	15,000,000.00	15,000,000.00	14,979,150.00	0.998610
Agency Note	FEDERAL NAT MORTGAGE ASSOC	3135GA6K2	0.500	0.5000	12/30/20	06/30/25	5,000,000.00	5,000,000.00	4,587,200.00	0.917440
Agency Note	FEDERAL NAT MORTGAGE ASSOC	3136G4ZR7	0.700	0.7000	07/21/20	07/21/25	5,000,000.00	5,000,000.00	4,599,150.00	0.919830
Agency Note	FEDERAL NAT MORTGAGE ASSOC	3136G4N82	0.490	0.4900	08/21/20	08/21/25	10,000,000.00	10,000,000.00	9,129,600.00	0.912960
Agency Note	FEDERAL NAT MORTGAGE ASSOC	3135GA3W9	0.600	0.6000	11/25/20	11/25/25	5,000,000.00	5,000,000.00	4,542,850.00	0.908570
Total Count 56			1.891	1.8215			402,950,000.00	403,425,147.58	380,626,828.00	0.944601

<i>Certificate of Deposit</i>	<i>Issuer</i>	<i>CUSIP</i>	<i>Coupon Rate</i>	<i>Yield Matur</i>	<i>Purchase Date</i>	<i>Maturity Date</i>	<i>Ending Par Val/Shares</i>	<i>Amor Value On 07/31/23</i>	<i>Ending Market Val</i>	<i>Ending Unit Price</i>
Certificate of Deposit	GOLDMAN SACHS	38149MYT4	0.350	0.3500	08/25/21	08/25/23	5,000,000.00	5,000,000.00	4,972,724.20	0.994545
Certificate of Deposit	JP MORGAN CHASE	48128WPR0	2.650	2.6500	04/08/22	04/08/27	10,000,000.00	10,000,000.00	9,364,174.70	0.936417
Certificate of Deposit	MORGAN STANLEY	61768EBM4	1.650	1.6500	03/05/20	03/05/24	5,000,000.00	5,000,000.00	4,872,914.25	0.974583
Certificate of Deposit	MORGAN STANLEY	61690ULQ1	1.950	1.9711	10/10/19	10/10/24	5,000,000.00	5,000,000.00	4,765,100.50	0.953020
Certificate of Deposit	MORGAN STANLEY	61690UMT4	1.950	1.9711	10/31/19	10/31/24	5,000,000.00	5,000,000.00	4,764,149.25	0.952830
Certificate of Deposit	MORGAN STANLEY	61768EAQ6	1.800	1.8000	02/20/20	02/20/25	5,000,000.00	5,000,000.00	4,722,941.95	0.944588
Certificate of Deposit	MORGAN STANLEY	61690UJ50	3.200	3.2000	05/19/22	05/19/26	10,000,000.00	10,000,000.00	9,595,924.80	0.959592
Certificate of Deposit	WELLS FARGO BANK	949763WR3	3.350	3.3500	01/09/19	01/09/24	1,000,000.00	1,000,000.00	988,979.90	0.988980
Certificate of Deposit	WELLS FARGO BANK	949763WU6	3.200	3.2000	01/18/19	01/18/24	4,000,000.00	4,000,000.00	3,949,334.56	0.987334
Total Count 9			2.263	2.2672			50,000,000.00	50,000,000.00	47,996,244.11	0.959925

<i>Medium Term Corporate Note</i>	<i>Issuer</i>	<i>CUSIP</i>	<i>Coupon Rate</i>	<i>Yield Matur</i>	<i>Purchase Date</i>	<i>Maturity Date</i>	<i>Ending Par Val/Shares</i>	<i>Amor Value On 07/31/23</i>	<i>Ending Market Val</i>	<i>Ending Unit Price</i>
Medium Term Corporate Note	AIG GLOBAL FUNDING	00138CAS7	0.650	0.7000	06/22/21	06/17/24	4,970,000.00	4,967,527.98	4,758,576.20	0.957460
Medium Term Corporate Note	APPLE INC	037833CU2	2.850	2.6366	05/21/19	05/11/24	5,000,000.00	5,010,463.82	4,902,600.00	0.980520
Medium Term Corporate Note	APPLE INC	037833BZ2	2.450	3.3250	05/04/22	08/04/26	10,000,000.00	9,713,133.36	9,368,700.00	0.936870
Medium Term Corporate Note	BANK OF AMERICA	06048WMJ31	1.250	1.2500	05/28/21	05/28/26	5,000,000.00	5,000,000.00	4,395,500.00	0.879100
Medium Term Corporate Note	BANK OF AMERICA	06048WMJ31	1.250	1.2500	05/28/21	05/28/26	5,000,000.00	5,000,000.00	4,395,500.00	0.879100
Medium Term Corporate Note	BANK OF AMERICA	06048WP20	1.250	1.2500	09/24/21	09/24/26	5,000,000.00	5,000,000.00	4,358,900.00	0.871780
Medium Term Corporate Note	BANK OF NEW YORK	06406HCS6	3.650	3.1079	03/01/19	02/04/24	2,950,000.00	2,965,625.93	2,918,966.00	0.989480
Medium Term Corporate Note	BANK OF NEW YORK	06406RBA4	2.050	2.2980	02/22/22	01/26/27	5,000,000.00	4,958,525.40	4,519,250.00	0.903850
Medium Term Corporate Note	CATERPILLAR FINL SVCS CORP	14913R2L0	0.450	1.1400	01/28/22	05/17/24	5,000,000.00	4,965,773.25	4,805,400.00	0.961080
Medium Term Corporate Note	CIT GROUP HOLDINGS INC	17330PC64	4.000	4.0000	06/16/22	06/16/25	10,000,000.00	10,000,000.00	9,638,000.00	0.963800
Medium Term Corporate Note	EQUITABLE FINANCIAL LIFE	29449WAC1	0.500	0.8801	12/13/21	11/17/23	5,000,000.00	4,990,539.85	4,919,900.00	0.983980
Medium Term Corporate Note	EXXON MOBIL CORPORATION	30231GBH4	2.992	1.3664	05/15/20	03/19/25	5,000,000.00	5,159,821.33	4,825,400.00	0.965080
Medium Term Corporate Note	FLORIDA POWER & LIGHT	341081FZ5	2.850	0.9313	06/01/20	04/01/25	5,000,000.00	5,189,661.49	4,820,000.00	0.964000
Medium Term Corporate Note	GUARDIAN LIFE	40139LBA0	1.250	4.3658	02/07/23	11/19/27	10,000,000.00	8,739,433.55	8,582,400.00	0.858240
Medium Term Corporate Note	HARVARD PRES & FELLOWS	740816AJ2	2.300	2.3860	05/24/19	10/01/23	4,000,000.00	3,998,300.14	3,977,520.00	0.994380
Medium Term Corporate Note	HSBC USA INC	40434CAD7	3.500	2.1493	10/23/19	06/23/24	5,000,000.00	5,066,462.21	4,899,700.00	0.979940
Medium Term Corporate Note	JP MORGAN CHASE	48130UWA9	0.750	0.7500	05/11/21	12/11/24	5,000,000.00	5,000,000.00	4,631,000.00	0.926200
Medium Term Corporate Note	JP MORGAN CHASE	46632FRU1	0.700	0.7000	01/22/21	01/22/26	5,000,000.00	5,000,000.00	4,357,250.00	0.871450
Medium Term Corporate Note	LLOYDS BANK	53944VAH2	3.500	0.7800	02/03/21	05/14/25	5,000,000.00	5,269,365.26	4,789,500.00	0.957900
Medium Term Corporate Note	MASSMUTUAL GLOBAL FUND	57629WDL1	5.050	4.5579	01/13/23	12/07/27	10,000,000.00	10,198,204.50	9,949,600.00	0.994960
Medium Term Corporate Note	MET LIFE GLOB	59217GER6	1.875	2.3800	02/24/22	01/11/27	5,000,000.00	4,915,684.71	4,454,550.00	0.890910
Medium Term Corporate Note	META PLATFORMS INC	30303M8B1	3.500	4.1519	09/12/22	08/15/27	10,000,000.00	9,734,923.36	9,538,300.00	0.953830
Medium Term Corporate Note	NATIONAL SECS CLEARING	637639AH8	5.100	4.5977	01/13/23	11/21/27	5,000,000.00	5,101,058.95	5,014,550.00	1.002910

Medium Term Corporate Note	NEW YORK LIFE	64952WDG5	2.875	2.7501	04/26/19	04/10/24	5,000,000.00	5,006,116.91	4,903,650.00	0.980730
Medium Term Corporate Note	NEW YORK LIFE	64952WDL4	2.000	1.1600	12/29/21	01/22/25	7,500,000.00	7,593,415.40	7,125,975.00	0.950130
Medium Term Corporate Note	NEW YORK LIFE	64952WCH4	2.350	3.4178	05/18/22	07/14/26	5,970,000.00	5,789,701.86	5,492,698.50	0.920050
Medium Term Corporate Note	NORTHWESTERN MUTUAL GLBL	66815L2A6	0.800	5.2501	03/13/23	01/14/26	10,038,000.00	9,004,078.72	8,978,689.86	0.894470
Medium Term Corporate Note	PACIFIC LIFE	6944PL2C2	0.500	0.3252	09/17/21	09/23/23	5,000,000.00	5,004,362.05	4,961,750.00	0.992350
Medium Term Corporate Note	PRICOA GLOBAL FUNDING	741531FA0	3.450	3.1799	02/04/19	09/01/23	5,000,000.00	5,006,648.03	4,989,550.00	0.997910
Medium Term Corporate Note	PRINCIPAL LFE GLB FND II	74256LEE5	1.250	0.7601	01/12/21	06/23/25	5,000,000.00	5,048,524.04	4,580,000.00	0.916000
Medium Term Corporate Note	PROTECTIVE LIFE	74368CBC7	1.618	1.1220	09/07/21	04/15/26	5,000,000.00	5,072,964.60	4,493,500.00	0.898700
Medium Term Corporate Note	ROYAL BANK OF CANADA	78015K7L2	0.425	0.5000	03/02/21	01/19/24	5,000,000.00	4,998,129.47	4,892,350.00	0.978470
Medium Term Corporate Note	ROYAL BANK OF CANADA	78015K7H1	1.150	1.2500	10/26/21	06/10/25	10,000,000.00	9,980,308.52	9,259,400.00	0.925940
Medium Term Corporate Note	SHELL INTERNATIONAL FIN	822582BZ4	3.500	1.7172	02/05/20	11/13/23	5,000,000.00	5,044,189.49	4,973,900.00	0.994780
Medium Term Corporate Note	SHELL INTERNATIONAL FIN	822582CC4	2.000	2.0998	11/14/19	11/07/24	5,000,000.00	4,992,666.51	4,797,400.00	0.959480
Medium Term Corporate Note	TOYOTA MOTOR CREDIT CORP	89236TDW2	2.900	0.6042	04/13/21	04/17/24	3,933,000.00	4,022,884.71	3,857,447.07	0.980790
Medium Term Corporate Note	TOYOTA MOTOR CREDIT CORP	89236TGT6	1.800	1.8000	02/13/20	02/13/25	5,000,000.00	5,000,000.00	4,744,850.00	0.948970
Medium Term Corporate Note	TOYOTA MOTOR CREDIT CORP	89236THY4	0.700	0.7000	01/20/21	01/20/26	5,000,000.00	5,000,000.00	4,520,650.00	0.904130
Medium Term Corporate Note	TOYOTA MOTOR CREDIT CORP	89236TJZ9	3.050	3.6894	05/04/22	03/22/27	10,000,000.00	9,799,811.95	9,386,300.00	0.938630
Medium Term Corporate Note	TOYOTA MOTOR CREDIT CORP	89236TKL8	5.450	4.4619	02/01/23	11/10/27	10,000,000.00	10,398,843.19	10,222,300.00	1.022230
Medium Term Corporate Note	U.S. BANCORP	91159HHR4	3.150	3.6794	05/04/22	04/27/27	10,000,000.00	9,804,730.51	9,286,400.00	0.928640
Medium Term Corporate Note	US BANK NA CINCINNATI	90331HMS9	2.800	0.6414	11/25/20	01/27/25	5,000,000.00	5,160,858.87	4,795,300.00	0.959060
Medium Term Corporate Note	WAL-MART STORES	931142EL3	2.850	1.8859	10/01/19	07/08/24	5,000,000.00	5,047,530.24	4,882,250.00	0.976450
Total Count 43			2.424	2.4340			264,361,000.00	262,720,270.16	249,965,422.63	0.945546

Money Market	Issuer	CUSIP	Coupon Rate	Yield Matur	Purchase Date	Maturity Date	Ending Par Val/Shares	Amor Value On 07/31/23	Ending Market Val	Ending Unit Price
Money Market	FIDELITY INVESTMENTS		5.264	5.2635	12/10/90	Open	138,000,000.00	138,000,000.00	138,000,000.00	1.000000
	Total Count 1		5.264	5.2635			138,000,000.00	138,000,000.00	138,000,000.00	1.000000

Municipal Bond	Issuer	CUSIP	Coupon Rate	Yield Matur	Purchase Date	Maturity Date	Ending Par Val/Shares	Amor Value On 07/31/23	Ending Market Val	Ending Unit Price
Municipal Bond	ANTELOPE VALLY UNION HIGH	036717MN3	2.396	0.8301	10/30/20	08/01/25	1,775,000.00	1,843,629.46	1,678,457.75	0.945610
Municipal Bond	CHAFFEY COMMUNITY COLLEGE	157432LM5	1.421	0.8621	08/17/21	06/01/26	2,885,000.00	2,932,649.14	2,617,214.30	0.907180
Municipal Bond	CONTRA COSTA CA CMNTY CLG DIST	212204JH5	2.163	3.2901	08/15/22	08/01/27	2,795,000.00	2,664,232.42	2,528,301.10	0.904580
Municipal Bond	COUNTY OF RIVERSIDE CA	76913CAZ2	2.667	2.2601	05/06/20	02/15/25	5,000,000.00	5,039,562.93	4,790,500.00	0.958100
Municipal Bond	COUNTY OF WESTCHESTER NY	95736VAY8	0.750	0.7456	11/05/20	07/01/25	1,940,000.00	1,940,169.60	1,779,717.20	0.917380
Municipal Bond	FRESNO COUNTY CA PENSION OBLG	358266CB8	0.000	3.4071	08/08/22	08/15/24	8,000,000.00	7,472,400.00	7,535,120.00	0.941890
Municipal Bond	GOLDEN STATE TOBACCO	38122NA85	1.600	3.5602	05/13/22	06/01/26	6,300,000.00	5,915,975.14	5,681,277.00	0.901790
Municipal Bond	GOLDEN STATE TOBACCO	38122NA85	1.600	1.3104	10/12/21	06/01/26	2,000,000.00	2,016,984.35	1,803,580.00	0.901790
Municipal Bond	GOLDEN STATE TOBACCO	38122NA93	1.886	3.4943	08/03/22	06/01/27	9,305,000.00	8,750,845.87	8,230,365.55	0.884510
Municipal Bond	KERN COUNTY CA PENSION OBLG	492279CR3	0.000	3.6371	08/11/22	08/15/25	15,000,000.00	13,457,250.00	13,364,550.00	0.890970
Municipal Bond	LOS ALTOS SCHOOL DIST	544290JH3	1.000	0.5501	06/10/21	10/01/24	5,000,000.00	5,033,555.16	4,751,100.00	0.950220
Municipal Bond	LOS ANGELES UNIFIED SCHOOL DIST	544647FB1	1.245	1.3763	01/28/22	07/01/25	3,355,000.00	3,446,340.68	3,094,484.25	0.922350
Municipal Bond	LOS ANGELES UNIFIED SCHOOL DIST	544646A77	5.720	4.2754	06/16/22	05/01/27	13,500,000.00	13,183,635.61	13,731,795.00	1.017170
Municipal Bond	MARIN CA CMNTY CLG DIST	56781RKE6	0.930	3.2502	08/15/22	08/01/27	3,155,000.00	2,850,839.48	2,719,231.40	0.861880
Municipal Bond	NEW YORK STATE DORMITORY	64990FD43	0.887	0.8870	06/23/21	03/15/25	1,650,000.00	1,650,000.00	1,536,447.00	0.931180
Municipal Bond	NEW YORK STATE URBAN DEV	64985TAY7	2.020	2.0200	10/30/19	03/15/24	5,000,000.00	5,000,000.00	4,890,400.00	0.978080
Municipal Bond	STATE OF CALIFORNIA	13063DDG0	2.250	2.8401	01/22/19	10/01/23	5,000,000.00	4,985,453.21	4,972,650.00	0.994530
Municipal Bond	STATE OF CALIFORNIA	13063DLZ9	3.000	2.5002	05/01/19	04/01/24	5,000,000.00	5,024,531.14	4,916,950.00	0.983390
Municipal Bond	STATE OF CALIFORNIA	13063DRD2	2.375	1.0560	10/04/21	10/01/26	9,900,000.00	10,347,531.46	9,229,275.00	0.932250
Municipal Bond	STATE OF CALIFORNIA	13063DC48	1.700	3.9381	02/07/23	02/01/28	10,000,000.00	8,999,033.33	8,801,200.00	0.880120
Municipal Bond	STATE OF CONNECTICUT	20772KAK5	3.750	4.0152	01/24/23	01/15/28	10,000,000.00	9,891,818.59	9,649,400.00	0.964940
Municipal Bond	STATE OF HAWAII	419792YR1	0.893	0.8930	08/20/21	08/01/26	6,400,000.00	6,400,000.00	5,692,928.00	0.889520

Municipal Bond	STATE OF HAWAII	419792G26	1.283	3.6003	09/12/22	08/01/26	9,000,000.00	8,319,897.84	8,102,430.00	0.900270
Municipal Bond	STATE OF HAWAII	419792G34	1.535	3.9180	02/02/23	08/01/27	5,000,000.00	4,513,263.19	4,513,050.00	0.902610
Municipal Bond	STATE OF NEW YORK	649791PS3	2.360	3.3081	05/04/22	02/15/27	7,000,000.00	6,753,245.44	6,441,680.00	0.920240
Municipal Bond	TEXAS A&M UNIVERSITY	88213ALV5	2.877	1.0002	05/15/20	05/15/25	3,000,000.00	3,111,214.44	2,881,500.00	0.960500
Municipal Bond	UNIVERSITY OF CALIFORNIA	91412HGE7	0.883	0.4113	02/02/21	05/15/25	5,000,000.00	5,046,931.01	4,642,700.00	0.928540
Municipal Bond	UNIVERSITY OF CALIFORNIA	91412GU94	3.063	3.0951	05/18/22	07/01/25	8,800,000.00	8,794,556.45	8,480,120.00	0.963650
Total Count 28			2.075	2.7929			170,760,000.00	166,285,545.94	159,056,423.55	0.931462

State Pool	Issuer	CUSIP	Coupon Rate	Yield Matur	Purchase Date	Maturity Date	Ending Par Val/Shares	Amor Value On 07/31/23	Ending Market Val	Ending Unit Price
State Pool	STATE OF CALIFORNIA		3.390	3.3900	01/01/88	Open	9,799,214.55	9,799,214.55	9,799,214.55	1.000000
State Pool	STATE OF CALIFORNIA		3.390	3.3900	11/30/01	Open	5,682,598.72	5,682,598.72	5,682,598.72	1.000000
Total Count 2			3.390	3.3900			15,481,813.27	15,481,813.27	15,481,813.27	1.000000

Step Up Note	Issuer	CUSIP	Coupon Rate	Yield Matur	Purchase Date	Maturity Date	Ending Par Val/Shares	Amor Value On 07/31/23	Ending Market Val	Ending Unit Price
Step Up Note	FED HOME LOAN BANK	3130AMQW5	0.550	0.3500	06/16/21	12/16/24	10,000,000.00	10,000,000.00	9,341,300.00	0.934130
Total Count 1			0.550	0.3500			10,000,000.00	10,000,000.00	9,341,300.00	0.934130

Supranational	Issuer	CUSIP	Coupon Rate	Yield Matur	Purchase Date	Maturity Date	Ending Par Val/Shares	Amor Value On 07/31/23	Ending Market Val	Ending Unit Price
Supranational	INTER AMERICAN DEVELOPMNT BANK	4581XoDP0	0.250	4.7132	01/10/23	11/15/23	5,000,000.00	4,890,988.03	4,925,400.00	0.985080
Supranational	INTER AMERICAN DEVELOPMNT BANK	4581XoCF3	3.000	0.2411	02/01/21	02/21/24	5,000,000.00	5,137,698.08	4,928,250.00	0.985650
Supranational	INTER AMERICAN DEVELOPMNT BANK	4581XoDK1	1.750	0.5597	05/13/21	03/14/25	5,000,000.00	5,118,203.38	4,735,250.00	0.947050
Supranational	INTL BK RECON & DEVELOP	45906M2L4	0.650	0.7336	07/30/21	02/24/26	5,000,000.00	4,987,614.22	4,482,050.00	0.896410
Supranational	INTL BK RECON & DEVELOP	459058JT1	0.850	2.9983	05/18/22	02/10/27	6,000,000.00	5,546,129.24	5,268,060.00	0.878010
Supranational	INTL BK RECON & DEVELOP	459058JT1	0.850	2.0199	02/18/22	02/10/27	3,600,000.00	3,438,939.27	3,160,836.00	0.878010
Total Count 6			1.253	1.8667			29,600,000.00	29,119,572.22	27,499,846.00	0.929049

Treasury Note	Issuer	CUSIP	Coupon Rate	Yield Matur	Purchase Date	Maturity Date	Ending Par Val/Shares	Amor Value On 07/31/23	Ending Market Val	Ending Unit Price
Treasury Note	U.S. TREASURY	91282CAF8	0.125	0.2500	06/23/21	08/15/23	10,000,000.00	9,993,757.80	9,979,400.00	0.997940
Treasury Note	U.S. TREASURY	9128284X5	2.750	1.6374	12/31/19	08/31/23	5,000,000.00	5,027,588.51	4,989,200.00	0.997840
Treasury Note	U.S. TREASURY	912828XX3	2.000	1.5701	10/18/19	06/30/24	5,000,000.00	5,021,245.15	4,851,000.00	0.970200
Treasury Note	U.S. TREASURY	912828YM6	1.500	2.8243	04/25/22	10/31/24	10,000,000.00	9,806,833.53	9,544,500.00	0.954450
Treasury Note	U.S. TREASURY	912828G38	2.250	1.6900	12/31/19	11/15/24	5,000,000.00	5,041,300.07	4,812,100.00	0.962420
Treasury Note	U.S. TREASURY	912828R36	1.625	2.8580	05/16/22	05/15/26	10,000,000.00	9,647,908.36	9,236,300.00	0.923630
Treasury Note	U.S. TREASURY	91282CCP4	0.625	0.6223	08/03/21	07/31/26	5,000,000.00	5,000,396.31	4,461,900.00	0.892380
Treasury Note	U.S. TREASURY	91282CFB2	2.750	3.7212	01/31/23	07/31/27	10,000,000.00	9,642,135.22	9,423,800.00	0.942380
Total Count 8			1.630	2.0513			60,000,000.00	59,181,164.95	57,298,200.00	0.954970

US Sovereign Bond Guarantee	Issuer	CUSIP	Coupon Rate	Yield Matur	Purchase Date	Maturity Date	Ending Par Val/Shares	Amor Value On 07/31/23	Ending Market Val	Ending Unit Price
US Sovereign Bond Guarantee	AID-ISRAEL	46513EGV8	5.500	2.5770	02/28/19	12/04/23	4,815,000.00	4,884,475.60	4,813,411.05	0.999670
Total Count 1			5.500	2.5770			4,815,000.00	4,884,475.60	4,813,411.05	0.999670

Investment Total			2.456	2.5619			1,145,967,813.27	1,139,097,989.72	1,090,079,488.61	0.951230
-------------------------	--	--	--------------	---------------	--	--	-------------------------	-------------------------	-------------------------	-----------------