

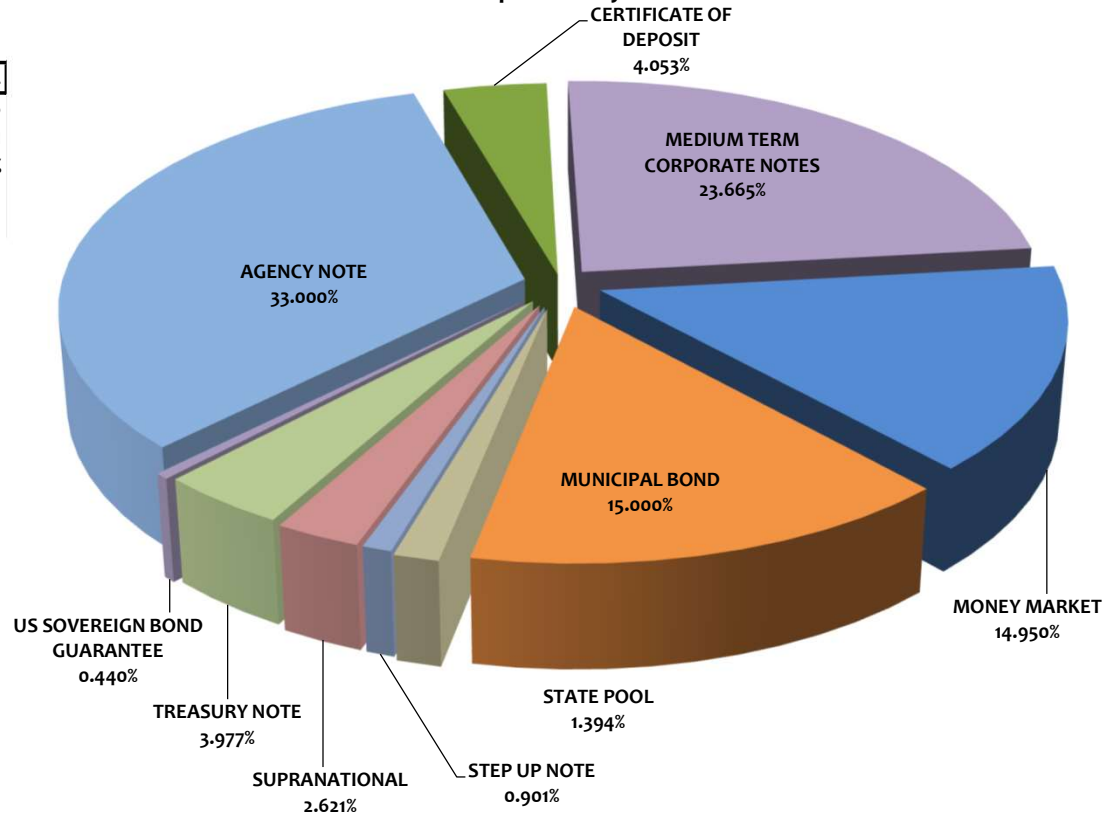
ASSET ALLOCATION

Assets	Current Par Value	Current Book Value	Market Value	Mkt/Book	Yield to Maturity
AGENCY NOTE	\$365,950,000	\$366,429,365	\$344,365,875	93.98%	1.66%
CERTIFICATE OF DEPOSIT	45,000,000	45,000,000	42,478,689	94.40%	2.48%
MEDIUM TERM CORPORATE NOTES	264,361,000	262,778,590	250,365,318	95.28%	2.43%
MONEY MARKET	166,000,000	166,000,000	166,000,000	100.00%	5.28%
MUNICIPAL BOND	170,760,000	166,564,381	159,226,388	95.59%	2.80%
STATE POOL	15,481,813	15,481,813	15,481,813	100.00%	3.52%
STEP UP NOTE	10,000,000	10,000,000	9,398,500	93.99%	0.35%
SUPRANATIONAL	29,600,000	29,100,850	27,574,404	94.75%	1.87%
TREASURY NOTE	45,000,000	44,159,819	42,392,550	96.00%	2.41%
US SOVEREIGN BOND GUARANTEE	4,815,000	4,884,476	4,813,604	98.55%	2.58%
Totals	\$1,116,967,813	\$1,110,399,293	\$1,062,097,140	95.65%	2.63%

Portfolio Breakdown & Statistics

	August 31, 2023	August 31, 2022
AMORTIZED COST	\$1,110,399,293	\$1,070,917,346
AVERAGE DAYS TO MATURITY	692	831
CURRENT MONTH RETURN ON INVEST	2.60%	1.74%
EARNED INTEREST-CURR MONTH	\$2,440,784	\$1,553,287
EARNED INTEREST - FISCAL YTD	\$4,867,891	\$2,886,366

Pooled Portfolio Composition by Book Value

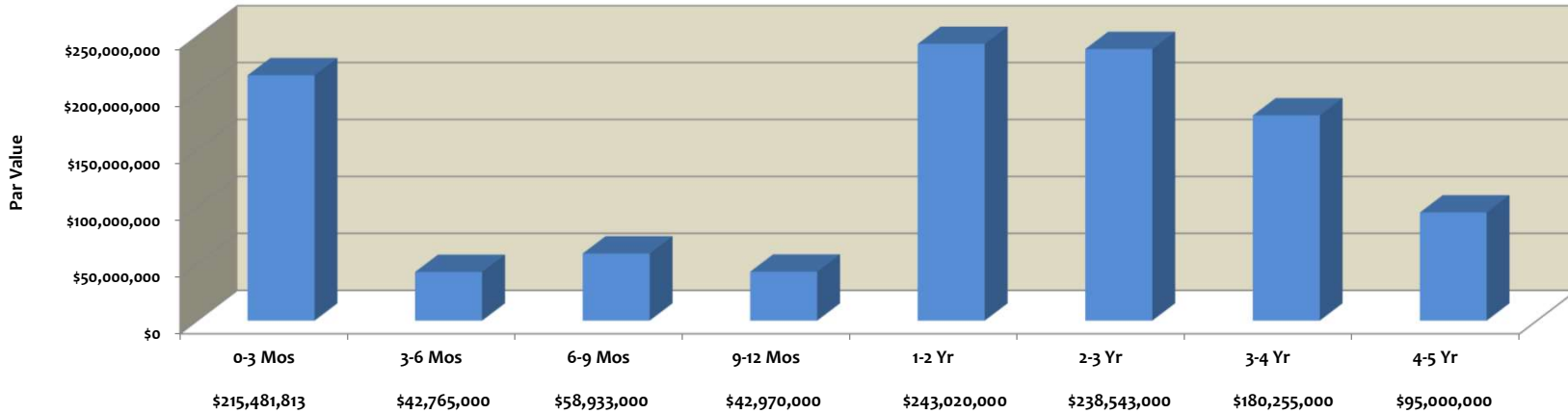




MATURITY DISTRIBUTION

Current Par Value	0-3 Mos	3-6 Mos	6-9 Mos	9-12 Mos	1-2 Yr	2-3 Yr	3-4 Yr	4-5 Yr	Totals
AGENCY NOTE		20,000,000.00	25,000,000.00	15,000,000.00	80,000,000.00	130,950,000.00	55,000,000.00	40,000,000.00	\$ 365,950,000.00
MEDIUM TERM CORPORATE NOTES	24,000,000.00	7,950,000.00	18,933,000.00	14,970,000.00	67,500,000.00	51,008,000.00	45,000,000.00	35,000,000.00	\$ 264,361,000.00
MONEY MARKET	166,000,000.00								\$ 166,000,000.00
STATE POOL	15,481,813.27								\$ 15,481,813.27
TREASURY NOTE				5,000,000.00	15,000,000.00	15,000,000.00	10,000,000.00		\$ 45,000,000.00
CERTIFICATE OF DEPOSIT		5,000,000.00	5,000,000.00		15,000,000.00	10,000,000.00	10,000,000.00		\$ 45,000,000.00
MUNICIPAL BOND	5,000,000.00		10,000,000.00	8,000,000.00	50,520,000.00	26,585,000.00	50,655,000.00	20,000,000.00	\$ 170,760,000.00
SUPRANATIONAL	5,000,000.00	5,000,000.00			5,000,000.00	5,000,000.00	9,600,000.00		\$ 29,600,000.00
STEP UP NOTE					10,000,000.00				\$ 10,000,000.00
US SOVEREIGN BOND GUARANTEE		4,815,000.00							\$ 4,815,000.00
Totals	\$215,481,813	\$42,765,000	\$58,933,000	\$42,970,000	\$243,020,000	\$238,543,000	\$180,255,000	\$95,000,000	\$1,116,967,813
% of Portfolio	19.29%	3.83%	5.28%	3.85%	21.76%	21.36%	16.14%	8.51%	100.00%

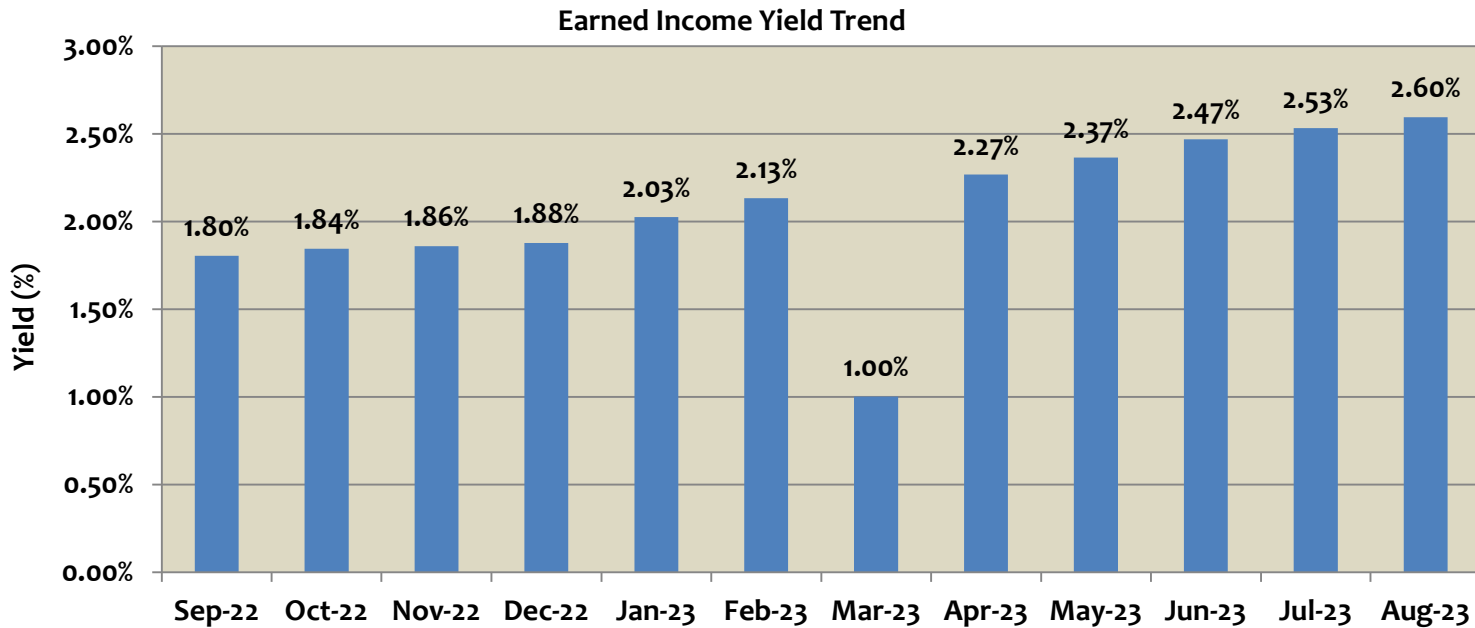
Maturity Distribution
August 31, 2023





PORTFOLIO - EARNED INCOME YIELD

Month	Earned Income Yield
Sep-22	1.80%
Oct-22	1.84%
Nov-22	1.86%
Dec-22	1.88%
Jan-23	2.03%
Feb-23	2.13%
Mar-23	1.00%
Apr-23	2.27%
May-23	2.37%
Jun-23	2.47%
Jul-23	2.53%
Aug-23	2.60%



In accordance with State Law, the Finance Director certifies that the securities held in the City Investment Portfolio, comply with City policies. The Finance Director further certifies that the City has Operating Funds available to meet its expenditure requirements for the next six months.

Amortized Cost - the total amount at which investments are carried on the City books. This amount includes the amortization and accretion of premiums and discounts, respectively.

Market Value - the total amount at which investments are being sold in the market. Market prices are provided by the Bank of New York.

Maturity Value - (also referred to as "par value") the total amount of the face or stated value of the investments at maturity.

Average Days to Maturity - the average time in days left in the maturity of the investments.

Monthly Yield - the rate of return on investments as expressed in a percentage.

Earned Interest - the amount of income realized by all investments.



Agency Note	Issuer	CUSIP	Coupon Rate	Yield Matur	Purchase Date	Maturity Date	Ending Par Val/Shares	Amor Value On 08/31/23	Ending Market Val	Ending Unit Price
Agency Note	FARMER MAC	31422XAT9	0.520	0.5200	03/02/21	12/15/25	5,000,000.00	5,000,000.00	4,524,700.00	0.904940
Agency Note	FARMER MAC	31422XLY6	0.900	0.9000	09/01/21	09/01/26	5,000,000.00	5,000,000.00	4,450,750.00	0.890150
Agency Note	FARMER MAC	31422XUU4	2.000	2.0000	02/25/22	02/25/27	10,000,000.00	10,000,000.00	9,210,000.00	0.921020
Agency Note	FED AG MORTGAGE CORPORATION	31422XMT6	0.930	0.9300	09/21/21	09/21/26	5,000,000.00	5,000,000.00	4,446,750.00	0.889350
Agency Note	FED FARM CREDIT BANK	3133EMN81	0.310	0.3100	06/29/21	12/29/23	5,000,000.00	5,000,000.00	4,915,400.00	0.983080
Agency Note	FED FARM CREDIT BANK	3133EKBW5	2.610	2.6100	02/27/19	02/27/24	5,000,000.00	5,000,000.00	4,932,250.00	0.986450
Agency Note	FED FARM CREDIT BANK	3133ELQ56	0.570	0.5700	07/02/20	07/02/24	5,000,000.00	5,000,000.00	4,798,850.00	0.959770
Agency Note	FED FARM CREDIT BANK	3133EKA63	1.600	1.6000	08/16/19	08/16/24	10,000,000.00	10,000,000.00	9,656,000.00	0.965600
Agency Note	FED FARM CREDIT BANK	3133EKP75	1.600	1.4076	10/04/19	09/17/24	5,000,000.00	5,014,227.65	4,808,250.00	0.961650
Agency Note	FED FARM CREDIT BANK	3133EMK92	0.580	0.5800	06/23/21	06/23/25	5,000,000.00	5,000,000.00	4,602,450.00	0.920490
Agency Note	FED FARM CREDIT BANK	3133ELZ80	0.580	0.5800	07/29/20	07/29/25	5,000,000.00	5,000,000.00	4,585,050.00	0.917010
Agency Note	FED FARM CREDIT BANK	3133EMAU6	0.500	0.5000	09/22/20	09/22/25	10,000,000.00	10,000,000.00	9,108,700.00	0.910870
Agency Note	FED FARM CREDIT BANK	3133EMCP5	0.520	0.5301	10/14/20	10/14/25	5,000,000.00	4,998,741.72	4,547,150.00	0.909430
Agency Note	FED FARM CREDIT BANK	3133EMSU7	0.800	0.8000	03/09/21	03/09/26	5,000,000.00	5,000,000.00	4,512,500.00	0.902500
Agency Note	FED FARM CREDIT BANK	3133ENUD0	2.640	3.0001	05/04/22	04/08/26	10,000,000.00	9,897,430.86	9,470,000.00	0.947000
Agency Note	FED FARM CREDIT BANK	3133ENFN5	1.540	1.5400	11/30/21	11/30/26	10,000,000.00	10,000,000.00	9,043,200.00	0.904320
Agency Note	FED FARM CREDIT BANK	3133ENHA1	1.500	1.5000	12/14/21	12/14/26	10,000,000.00	10,000,000.00	9,022,000.00	0.902200
Agency Note	FED FARM CREDIT BANK	3133ENL99	3.375	3.4769	09/15/22	09/15/27	10,000,000.00	9,957,888.48	9,573,900.00	0.957390
Agency Note	FED HOME LOAN BANK	3130ANES5	0.265	0.2650	07/29/21	12/29/23	10,000,000.00	10,000,000.00	9,829,400.00	0.982940
Agency Note	FED HOME LOAN BANK	3130AB3H7	2.375	0.8307	03/16/20	03/08/24	5,000,000.00	5,076,735.49	4,918,900.00	0.983780
Agency Note	FED HOME LOAN BANK	3130A0XE5	3.250	2.5800	03/08/19	03/08/24	5,000,000.00	5,032,861.86	4,942,800.00	0.988560
Agency Note	FED HOME LOAN BANK	3130AKWZ5	0.220	0.2200	02/24/21	05/24/24	5,000,000.00	5,000,000.00	4,810,850.00	0.962170
Agency Note	FED HOME LOAN BANK	3130AN3D0	0.450	0.4500	06/28/21	05/24/24	10,000,000.00	10,000,000.00	9,637,800.00	0.963780
Agency Note	FED HOME LOAN BANK	3130A2UW4	2.875	1.6639	10/24/19	09/13/24	5,000,000.00	5,089,345.10	4,872,350.00	0.974470
Agency Note	FED HOME LOAN BANK	3130APMK8	0.750	0.7500	11/16/21	09/16/24	10,000,000.00	10,000,000.00	9,525,400.00	0.952540
Agency Note	FED HOME LOAN BANK	3130A3GE8	2.750	1.7080	12/13/19	12/13/24	5,000,000.00	5,076,830.63	4,847,350.00	0.969470
Agency Note	FED HOME LOAN BANK	3130AKMR4	0.330	0.3300	01/28/21	01/15/25	5,000,000.00	5,000,000.00	4,663,500.00	0.932700
Agency Note	FED HOME LOAN BANK	3130ALZV9	0.680	0.6800	04/29/21	04/29/25	5,000,000.00	5,000,000.00	4,648,200.00	0.929640
Agency Note	FED HOME LOAN BANK	3130AMX23	0.900	0.9000	06/30/21	12/30/25	6,550,000.00	6,550,000.00	5,958,338.50	0.909670
Agency Note	FED HOME LOAN BANK	3130AKN85	0.550	0.5652	01/20/21	01/20/26	5,000,000.00	4,998,111.77	4,502,900.00	0.900580
Agency Note	FED HOME LOAN BANK	3130AKPL4	0.550	0.5500	01/28/21	01/28/26	5,000,000.00	5,000,000.00	4,512,500.00	0.902500
Agency Note	FED HOME LOAN BANK	3130AKPC4	0.600	0.6000	01/28/21	01/28/26	5,000,000.00	5,000,000.00	4,504,550.00	0.900910
Agency Note	FED HOME LOAN BANK	3130AS3R8	3.230	3.2300	05/26/22	02/26/26	10,000,000.00	10,000,000.00	9,572,800.00	0.957280
Agency Note	FED HOME LOAN BANK	3130ALV92	1.050	0.9484	04/01/21	03/30/26	5,000,000.00	4,998,491.59	4,559,750.00	0.911950
Agency Note	FED HOME LOAN BANK	3130ALYB4	1.450	1.1449	04/28/21	04/28/26	5,000,000.00	5,000,000.00	4,596,850.00	0.919370
Agency Note	FED HOME LOAN BANK	3130AMTW2	1.050	0.8273	06/30/21	06/30/26	5,000,000.00	5,000,000.00	4,523,050.00	0.904610
Agency Note	FED HOME LOAN BANK	3130AMWM0	1.050	0.9375	06/30/21	06/30/26	5,000,000.00	5,000,000.00	4,523,050.00	0.904610
Agency Note	FED HOME LOAN BANK	3130AMZN5	0.750	1.0448	06/30/21	06/30/26	5,000,000.00	5,000,000.00	4,526,300.00	0.905260
Agency Note	FED HOME LOAN BANK	3130ANBS8	0.930	0.9300	07/29/21	07/29/26	5,400,000.00	5,400,000.00	4,826,466.00	0.893790
Agency Note	FED HOME LOAN BANK	3130ANLZ1	0.900	0.9000	08/26/21	08/26/26	5,000,000.00	5,000,000.00	4,453,400.00	0.890680
Agency Note	FED HOME LOAN BANK	3130ASH51	4.125	4.1250	06/29/22	06/29/27	10,000,000.00	10,000,000.00	9,652,000.00	0.965200
Agency Note	FED HOME LOAN BANK	3130AURW6	3.700	3.7000	02/02/23	02/02/28	15,000,000.00	15,000,000.00	15,000,000.00	1.000000
Agency Note	FED HOME LOAN BANK	3130AURX4	3.660	3.6600	02/08/23	02/08/28	15,000,000.00	15,000,000.00	14,582,550.00	0.972170
Agency Note	FED HOME LOAN BANK	3130ATS57	4.500	3.7601	03/14/23	03/10/28	10,000,000.00	10,338,700.00	10,058,400.00	1.005840
Agency Note	FED HOME LOAN MORT CORP	3134GXVK7	2.900	2.9000	05/31/22	05/30/25	10,000,000.00	10,000,000.00	9,614,000.00	0.961400
Agency Note	FED HOME LOAN MORT CORP	3136G4YP2	0.720	0.7200	07/09/20	07/09/25	5,000,000.00	5,000,000.00	4,606,200.00	0.921240

Agency Note	FED HOME LOAN MORT CORP	3134GXUG7	3.320	3.3200	05/25/22	11/25/25	14,000,000.00	14,000,000.00	13,478,920.00	0.962780
Agency Note	FED HOME LOAN MORT CORP	3134GXCH5	0.600	0.6000	11/25/20	11/25/25	5,000,000.00	5,000,000.00	4,540,700.00	0.908140
Agency Note	FEDERAL NAT MORTGAGE ASSOC	3135GA6K2	0.500	0.5000	12/30/20	06/30/25	5,000,000.00	5,000,000.00	4,592,450.00	0.918490
Agency Note	FEDERAL NAT MORTGAGE ASSOC	3136G4ZR7	0.700	0.7000	07/21/20	07/21/25	5,000,000.00	5,000,000.00	4,599,250.00	0.919850
Agency Note	FEDERAL NAT MORTGAGE ASSOC	3136G4N82	0.490	0.4900	08/21/20	08/21/25	10,000,000.00	10,000,000.00	9,136,100.00	0.913610
Agency Note	FEDERAL NAT MORTGAGE ASSOC	3135GA3W9	0.600	0.6000	11/25/20	11/25/25	5,000,000.00	5,000,000.00	4,540,700.00	0.908140
Total Count 52			1.735	1.6562			365,950,000.00	366,429,365.15	344,365,874.50	0.941019

Certificate of Deposit	Issuer	CUSIP	Coupon Rate	Yield Matur	Purchase Date	Maturity Date	Ending Par Val/Shares	Amor Value On 08/31/23	Ending Market Val	Ending Unit Price
Certificate of Deposit	JP MORGAN CHASE	48128WPRO	2.650	2.6500	04/08/22	04/08/27	10,000,000.00	10,000,000.00	8,889,700.00	0.888970
Certificate of Deposit	MORGAN STANLEY	61768EBM4	1.650	1.6500	03/05/20	03/05/24	5,000,000.00	5,000,000.00	4,902,509.65	0.980502
Certificate of Deposit	MORGAN STANLEY	61690ULQ1	1.950	1.9711	10/10/19	10/10/24	5,000,000.00	5,000,000.00	4,775,650.00	0.955130
Certificate of Deposit	MORGAN STANLEY	61690UMT4	1.950	1.9711	10/31/19	10/31/24	5,000,000.00	5,000,000.00	4,785,250.00	0.957050
Certificate of Deposit	MORGAN STANLEY	61768EAQ6	1.800	1.8000	02/20/20	02/20/25	5,000,000.00	5,000,000.00	4,707,950.00	0.941590
Certificate of Deposit	MORGAN STANLEY	61690UJ50	3.200	3.2000	05/19/22	05/19/26	10,000,000.00	10,000,000.00	9,459,200.00	0.945920
Certificate of Deposit	WELLS FARGO BANK	949763WR3	3.350	3.3500	01/09/19	01/09/24	1,000,000.00	1,000,000.00	992,530.03	0.992530
Certificate of Deposit	WELLS FARGO BANK	949763WU6	3.200	3.2000	01/18/19	01/18/24	4,000,000.00	4,000,000.00	3,965,899.24	0.991475
Total Count 8			2.476	2.4802			45,000,000.00	45,000,000.00	42,478,688.92	0.943971

Medium Term Corporate Note	Issuer	CUSIP	Coupon Rate	Yield Matur	Purchase Date	Maturity Date	Ending Par Val/Shares	Amor Value On 08/31/23	Ending Market Val	Ending Unit Price
Medium Term Corporate Note	AIG GLOBAL FUNDING	00138CAS7	0.650	0.7000	06/22/21	06/17/24	4,970,000.00	4,967,527.98	4,759,023.50	0.957550
Medium Term Corporate Note	APPLE INC	037833CU2	2.850	2.6366	05/21/19	05/11/24	5,000,000.00	5,010,463.82	4,911,650.00	0.982330
Medium Term Corporate Note	APPLE INC	037833BZ2	2.450	3.3250	05/04/22	08/04/26	10,000,000.00	9,752,115.29	9,357,500.00	0.935750
Medium Term Corporate Note	BANK OF AMERICA	06048WM31	1.250	1.2500	05/28/21	05/28/26	5,000,000.00	5,000,000.00	4,451,400.00	0.890280
Medium Term Corporate Note	BANK OF AMERICA	06048WM31	1.250	1.2500	05/28/21	05/28/26	5,000,000.00	5,000,000.00	4,451,400.00	0.890280
Medium Term Corporate Note	BANK OF AMERICA	06048WP20	1.250	1.2500	09/24/21	09/24/26	5,000,000.00	5,000,000.00	4,342,300.00	0.868460
Medium Term Corporate Note	BANK OF NEW YORK	06406HCS6	3.650	3.1079	03/01/19	02/04/24	2,950,000.00	2,957,873.20	2,923,214.00	0.990920
Medium Term Corporate Note	BANK OF NEW YORK	06406RBA4	2.050	2.2980	02/22/22	01/26/27	5,000,000.00	4,958,525.40	4,515,650.00	0.903130
Medium Term Corporate Note	CATERPILLAR FINL SVCS CORP	14913R2L0	0.450	1.1400	01/28/22	05/17/24	5,000,000.00	4,965,773.25	4,823,900.00	0.964780
Medium Term Corporate Note	CIT GROUP HOLDINGS INC	17330PC64	4.000	4.0000	06/16/22	06/16/25	10,000,000.00	10,000,000.00	9,679,100.00	0.967910
Medium Term Corporate Note	EQUITABLE FINANCIAL LIFE	29449WAC1	0.500	0.8801	12/13/21	11/17/23	5,000,000.00	4,990,539.85	4,943,550.00	0.988710
Medium Term Corporate Note	EXXON MOBIL CORPORATION	30231GBH4	2.992	1.3664	05/15/20	03/19/25	5,000,000.00	5,159,821.33	4,840,050.00	0.968010
Medium Term Corporate Note	FLORIDA POWER & LIGHT	341081FZ5	2.850	0.9313	06/01/20	04/01/25	5,000,000.00	5,189,661.49	4,808,650.00	0.961730
Medium Term Corporate Note	GUARDIAN LIFE	40139LBA0	1.250	4.3658	02/07/23	11/19/27	10,000,000.00	8,739,433.55	8,592,700.00	0.859270
Medium Term Corporate Note	HARVARD PRES & FELLOWS	740816AJ2	2.300	2.3860	05/24/19	10/01/23	4,000,000.00	3,998,300.14	3,990,200.00	0.997550
Medium Term Corporate Note	HSBC USA INC	40434CAD7	3.500	2.1493	10/23/19	06/23/24	5,000,000.00	5,066,462.21	4,908,000.00	0.981600
Medium Term Corporate Note	JP MORGAN CHASE	48130UWA9	0.750	0.7500	05/11/21	12/11/24	5,000,000.00	5,000,000.00	4,652,850.00	0.930570
Medium Term Corporate Note	JP MORGAN CHASE	46632FRU1	0.700	0.7000	01/22/21	01/22/26	5,000,000.00	5,000,000.00	4,373,800.00	0.874760
Medium Term Corporate Note	LLOYDS BANK	53944VAH2	3.500	0.7800	02/03/21	05/14/25	5,000,000.00	5,269,365.26	4,798,400.00	0.959680
Medium Term Corporate Note	MASSMUTUAL GLOBAL FUND	57629WDL1	5.050	4.5579	01/13/23	12/07/27	10,000,000.00	10,198,204.50	9,949,500.00	0.994950
Medium Term Corporate Note	MET LIFE GLOB	59217GER6	1.875	2.3800	02/24/22	01/11/27	5,000,000.00	4,915,684.71	4,466,050.00	0.893210
Medium Term Corporate Note	META PLATFORMS INC	30309M8B1	3.500	4.1519	09/12/22	08/15/27	10,000,000.00	9,762,014.32	9,526,700.00	0.952670
Medium Term Corporate Note	NATIONAL SECS CLEARING	637639AH8	5.100	4.5977	01/13/23	11/21/27	5,000,000.00	5,101,058.95	4,986,950.00	0.997390
Medium Term Corporate Note	NEW YORK LIFE	64952WVG5	2.875	2.7501	04/26/19	04/10/24	5,000,000.00	5,006,116.91	4,916,700.00	0.983340
Medium Term Corporate Note	NEW YORK LIFE	64952WDL4	2.000	1.1600	12/29/21	01/22/25	7,500,000.00	7,593,415.40	7,148,550.00	0.953140
Medium Term Corporate Note	NEW YORK LIFE	64952WCH4	2.350	3.4178	05/18/22	07/14/26	5,970,000.00	5,789,701.86	5,498,847.60	0.921080
Medium Term Corporate Note	NORTHWESTERN MUTUAL GLBL	66815L2A6	0.800	5.2501	03/13/23	01/14/26	10,038,000.00	9,004,078.72	9,021,552.12	0.898740
Medium Term Corporate Note	PACIFIC LIFE	6944PL2C2	0.500	0.3252	09/17/21	09/23/23	5,000,000.00	5,004,362.05	4,983,950.00	0.996790
Medium Term Corporate Note	PRICOA GLOBAL FUNDING	741531FA0	3.450	3.1799	02/04/19	09/01/23	5,000,000.00	5,006,648.03	5,000,000.00	1.000000
Medium Term Corporate Note	PRINCIPAL LFE GLB FND II	74256LEE5	1.250	0.7601	01/12/21	06/23/25	5,000,000.00	5,048,524.04	4,605,650.00	0.921130
Medium Term Corporate Note	PROTECTIVE LIFE	74368CBC7	1.618	1.1220	09/07/21	04/15/26	5,000,000.00	5,072,964.60	4,511,000.00	0.902200

Medium Term Corporate Note	ROYAL BANK OF CANADA	78015K7L2	0.425	0.5000	03/02/21	01/19/24	5,000,000.00	4,998,129.47	4,901,750.00	0.980350
Medium Term Corporate Note	ROYAL BANK OF CANADA	78015K7H1	1.150	1.2500	10/26/21	06/10/25	10,000,000.00	9,980,308.52	9,259,500.00	0.925950
Medium Term Corporate Note	SHELL INTERNATIONAL FIN	822582BZ4	3.500	1.7172	02/05/20	11/13/23	5,000,000.00	5,044,189.49	4,978,950.00	0.995790
Medium Term Corporate Note	SHELL INTERNATIONAL FIN	822582CC4	2.000	2.0998	11/14/19	11/07/24	5,000,000.00	4,992,666.51	4,807,000.00	0.961400
Medium Term Corporate Note	TOYOTA MOTOR CREDIT CORP	89236TDW2	2.900	0.6042	04/13/21	04/17/24	3,933,000.00	4,022,884.71	3,864,880.44	0.982680
Medium Term Corporate Note	TOYOTA MOTOR CREDIT CORP	89236TGT6	1.800	1.8000	02/13/20	02/13/25	5,000,000.00	5,000,000.00	4,757,300.00	0.951460
Medium Term Corporate Note	TOYOTA MOTOR CREDIT CORP	89236THY4	0.700	0.7000	01/20/21	01/20/26	5,000,000.00	5,000,000.00	4,531,900.00	0.906380
Medium Term Corporate Note	TOYOTA MOTOR CREDIT CORP	89236TJZ9	3.050	3.6894	05/04/22	03/22/27	10,000,000.00	9,799,811.95	9,383,000.00	0.938300
Medium Term Corporate Note	TOYOTA MOTOR CREDIT CORP	89236TKL8	5.450	4.4619	02/01/23	11/10/27	10,000,000.00	10,398,843.19	10,187,000.00	1.018700
Medium Term Corporate Note	U.S. BANCORP	91159HHR4	3.150	3.6794	05/04/22	04/27/27	10,000,000.00	9,804,730.51	9,266,500.00	0.926650
Medium Term Corporate Note	US BANK NA CINCINNATI	90331HMS9	2.800	0.6414	11/25/20	01/27/25	5,000,000.00	5,160,858.87	4,798,400.00	0.959680
Medium Term Corporate Note	WAL-MART STORES	931142EL3	2.850	1.8859	10/01/19	07/08/24	5,000,000.00	5,047,530.24	4,890,350.00	0.978070
Total Count 43			2.424	2.4343			264,361,000.00	262,778,590.32	250,365,317.66	0.947058

Money Market	Issuer	CUSIP	Coupon Rate	Yield Matur	Purchase Date	Maturity Date	Ending Par Val/Shares	Amor Value On 08/31/23	Ending Market Val	Ending Unit Price
Money Market	FIDELITY INVESTMENTS	62349865	5.278	5.2778	12/10/90	Open	166,000,000.00	166,000,000.00	166,000,000.00	1.000000
Total Count 1			5.278	5.2778			166,000,000.00	166,000,000.00	166,000,000.00	1.000000

Municipal Bond	Issuer	CUSIP	Coupon Rate	Yield Matur	Purchase Date	Maturity Date	Ending Par Val/Shares	Amor Value On 08/31/23	Ending Market Val	Ending Unit Price
Municipal Bond	ANTELOPE VALLY UNION HIGH	036717MN3	2.396	0.8301	10/30/20	08/01/25	1,775,000.00	1,830,017.04	1,682,114.25	0.947670
Municipal Bond	CHAFFEY COMMUNITY COLLEGE	157432LM5	1.421	0.8621	08/17/21	06/01/26	2,885,000.00	2,932,649.14	2,622,984.30	0.909180
Municipal Bond	CONTRA COSTA CA CMNTY CLG DIST	212204JH5	2.163	3.2901	08/15/22	08/01/27	2,795,000.00	2,677,832.06	2,542,611.50	0.909700
Municipal Bond	COUNTY OF RIVERSIDE CA	76913CAZ2	2.667	2.2601	05/06/20	02/15/25	5,000,000.00	5,029,838.28	4,798,400.00	0.959680
Municipal Bond	COUNTY OF WESTCHESTER NY	95736VAY8	0.750	0.7456	11/05/20	07/01/25	1,940,000.00	1,940,169.60	1,788,660.60	0.921990
Municipal Bond	FRESNO COUNTY CA PENSION OBLG	358266CB8	0.000	3.4071	08/08/22	08/15/24	8,000,000.00	7,472,400.00	7,574,240.00	0.946780
Municipal Bond	GOLDEN STATE TOBACCO	38122NA85	1.600	3.5602	05/13/22	06/01/26	6,300,000.00	5,915,975.14	5,694,822.00	0.903940
Municipal Bond	GOLDEN STATE TOBACCO	38122NA85	1.600	1.3104	10/12/21	06/01/26	2,000,000.00	2,016,984.35	1,807,880.00	0.903940
Municipal Bond	GOLDEN STATE TOBACCO	38122NA93	1.886	3.4943	08/03/22	06/01/27	9,305,000.00	8,750,845.87	8,238,553.95	0.885390
Municipal Bond	KERN COUNTY CA PENSION OBLG	492279CR3	0.000	3.6371	08/11/22	08/15/25	15,000,000.00	13,457,250.00	13,430,550.00	0.895370
Municipal Bond	LOS ALTOS SCHOOL DIST	544290JH3	1.000	0.5501	06/10/21	10/01/24	5,000,000.00	5,033,555.16	4,768,900.00	0.953780
Municipal Bond	LOS ANGELES UNIFIED SCHOOL DIST	544647FB1	1.245	1.3763	01/28/22	07/01/25	3,355,000.00	3,346,340.68	3,105,320.90	0.925580
Municipal Bond	LOS ANGELES UNIFIED SCHOOL DIST	544646A77	5.720	4.2754	01/16/22	05/01/27	13,500,000.00	14,183,635.61	13,727,070.00	1.016820
Municipal Bond	MARIN CA CMNTY CLG DIST	56781RKE6	0.930	3.2502	08/15/22	08/01/27	3,155,000.00	2,882,497.27	2,727,749.90	0.864580
Municipal Bond	NEW YORK STATE DORMITORY	64990FD43	0.887	0.8870	06/23/21	03/15/25	1,650,000.00	1,650,000.00	1,545,373.50	0.936590
Municipal Bond	NEW YORK STATE URBAN DEV	64985TAY7	2.020	2.0200	10/30/19	03/15/24	5,000,000.00	5,000,000.00	4,907,200.00	0.981440
Municipal Bond	STATE OF CALIFORNIA	13063DDG0	2.250	2.8401	01/22/19	10/01/23	5,000,000.00	4,985,453.21	4,988,200.00	0.997640
Municipal Bond	STATE OF CALIFORNIA	13063DLZ9	3.000	2.5002	05/01/19	04/01/24	5,000,000.00	5,024,531.14	4,928,300.00	0.985660
Municipal Bond	STATE OF CALIFORNIA	13063DRD2	2.375	1.0560	10/04/21	10/01/26	9,900,000.00	10,347,531.46	9,171,261.00	0.926390
Municipal Bond	STATE OF CALIFORNIA	13063DC48	1.700	3.9381	02/07/23	02/01/28	10,000,000.00	9,085,265.21	8,766,400.00	0.876640
Municipal Bond	STATE OF CONNECTICUT	20772KAK5	3.750	4.0152	01/24/23	01/15/28	10,000,000.00	9,891,818.59	9,577,700.00	0.957770
Municipal Bond	STATE OF HAWAII	419792G26	1.283	3.6003	09/12/22	08/01/26	9,000,000.00	8,411,933.25	8,112,330.00	0.901370
Municipal Bond	STATE OF HAWAII	419792YR1	0.893	0.8930	08/20/21	08/01/26	6,400,000.00	6,400,000.00	5,702,016.00	0.890940
Municipal Bond	STATE OF HAWAII	419792G34	1.535	3.9180	02/02/23	08/01/27	5,000,000.00	4,562,807.66	4,513,050.00	0.902610
Municipal Bond	STATE OF NEW YORK	649791PS3	2.360	3.3081	05/04/22	02/15/27	7,000,000.00	6,782,348.05	6,477,100.00	0.925300
Municipal Bond	TEXAS A&M UNIVERSITY	88213ALV5	2.877	1.0002	05/15/20	05/15/25	3,000,000.00	3,111,214.44	2,888,130.00	0.962710
Municipal Bond	UNIVERSITY OF CALIFORNIA	91412HGE7	0.883	0.4113	02/02/21	05/15/25	5,000,000.00	5,046,931.01	4,654,950.00	0.930990
Municipal Bond	UNIVERSITY OF CALIFORNIA	91412GU94	3.063	3.0951	05/18/22	07/01/25	8,800,000.00	8,794,556.45	8,484,520.00	0.964150
Total Count 28			2.069	2.7964			170,760,000.00	166,564,380.67	159,226,387.90	0.932457

State Pool	Issuer	CUSIP	Coupon Rate	Yield Matur	Purchase Date	Maturity Date	Ending Par Val/Shares	Amor Value On 08/31/23	Ending Market Val	Ending Unit Price
State Pool	STATE OF CALIFORNIA	98-10-320	3.520	3.5200	01/01/88	Open	9,799,214.55	9,799,214.55	9,799,214.55	1.000000
State Pool	STATE OF CALIFORNIA	40-10-003	3.520	3.5200	11/30/01	Open	5,682,598.72	5,682,598.72	5,682,598.72	1.000000
	Total Count 2		3.520	3.5200			15,481,813.27	15,481,813.27	15,481,813.27	1.000000
Step Up Note	Issuer	CUSIP	Coupon Rate	Yield Matur	Purchase Date	Maturity Date	Ending Par Val/Shares	Amor Value On 08/31/23	Ending Market Val	Ending Unit Price
Step Up Note	FED HOME LOAN BANK	3130AMQW5	0.550	0.3500	06/16/21	12/16/24	10,000,000.00	10,000,000.00	9,398,500.00	0.939850
	Total Count 1		0.550	0.3500			10,000,000.00	10,000,000.00	9,398,500.00	0.939850
Supranational	Issuer	CUSIP	Coupon Rate	Yield Matur	Purchase Date	Maturity Date	Ending Par Val/Shares	Amor Value On 08/31/23	Ending Market Val	Ending Unit Price
Supranational	INTER AMERICAN DEVELOPMNT BANK	4581XoDPo	0.250	4.7132	01/10/23	11/15/23	5,000,000.00	4,890,988.03	4,949,950.00	0.989990
Supranational	INTER AMERICAN DEVELOPMNT BANK	4581XoCF3	3.000	0.2411	02/01/21	02/21/24	5,000,000.00	5,068,890.51	4,941,700.00	0.988340
Supranational	INTER AMERICAN DEVELOPMNT BANK	4581XoDK1	1.750	0.5597	05/13/21	03/14/25	5,000,000.00	5,118,203.38	4,751,050.00	0.950210
Supranational	INTL BK RECON & DEVELOP	45906M2L4	0.650	0.7336	07/30/21	02/24/26	5,000,000.00	4,989,659.67	4,498,200.00	0.899640
Supranational	INTL BK RECON & DEVELOP	459058JT1	0.850	2.0199	02/18/22	02/10/27	3,600,000.00	3,458,370.93	3,162,564.00	0.878490
Supranational	INTL BK RECON & DEVELOP	459058JT1	0.850	2.9983	05/18/22	02/10/27	6,000,000.00	5,574,737.23	5,270,940.00	0.878490
	Total Count 6		1.248	1.8728			29,600,000.00	29,100,849.75	27,574,404.00	0.931568
Treasury Note	Issuer	CUSIP	Coupon Rate	Yield Matur	Purchase Date	Maturity Date	Ending Par Val/Shares	Amor Value On 08/31/23	Ending Market Val	Ending Unit Price
Treasury Note	U.S. TREASURY	912828XX3	2.000	1.5701	10/18/19	06/30/24	5,000,000.00	5,021,245.15	4,862,100.00	0.972420
Treasury Note	U.S. TREASURY	912828YM6	1.500	2.8243	04/25/22	10/31/24	10,000,000.00	9,806,833.53	9,577,300.00	0.957730
Treasury Note	U.S. TREASURY	912828G38	2.250	1.6900	12/31/19	11/15/24	5,000,000.00	5,041,300.07	4,823,850.00	0.964770
Treasury Note	U.S. TREASURY	912828R36	1.625	2.8580	05/16/22	05/15/26	10,000,000.00	9,647,908.36	9,246,900.00	0.924690
Treasury Note	U.S. TREASURY	91282CCP4	0.625	0.6223	08/03/21	07/31/26	5,000,000.00	5,000,396.31	4,470,700.00	0.894140
Treasury Note	U.S. TREASURY	91282CFB2	2.750	3.7212	01/31/23	07/31/27	10,000,000.00	9,642,135.22	9,411,700.00	0.941170
	Total Count 6		1.939	2.4146			45,000,000.00	44,159,818.64	42,392,550.00	0.947851
US Sovereign Bond Guarantee	Issuer	CUSIP	Coupon Rate	Yield Matur	Purchase Date	Maturity Date	Ending Par Val/Shares	Amor Value On 08/31/23	Ending Market Val	Ending Unit Price
US Sovereign Bond Guarant	AID-ISRAEL	46513EGV8	5.500	2.5770	02/28/19	12/04/23	4,815,000.00	4,884,475.60	4,813,603.65	0.999710
	Total Count 1		5.500	2.5770			4,815,000.00	4,884,475.60	4,813,603.65	0.999710
Investment Total			2.525	2.6340			1,116,967,813.27	1,110,399,293.40	1,062,097,139.90	0.951094