

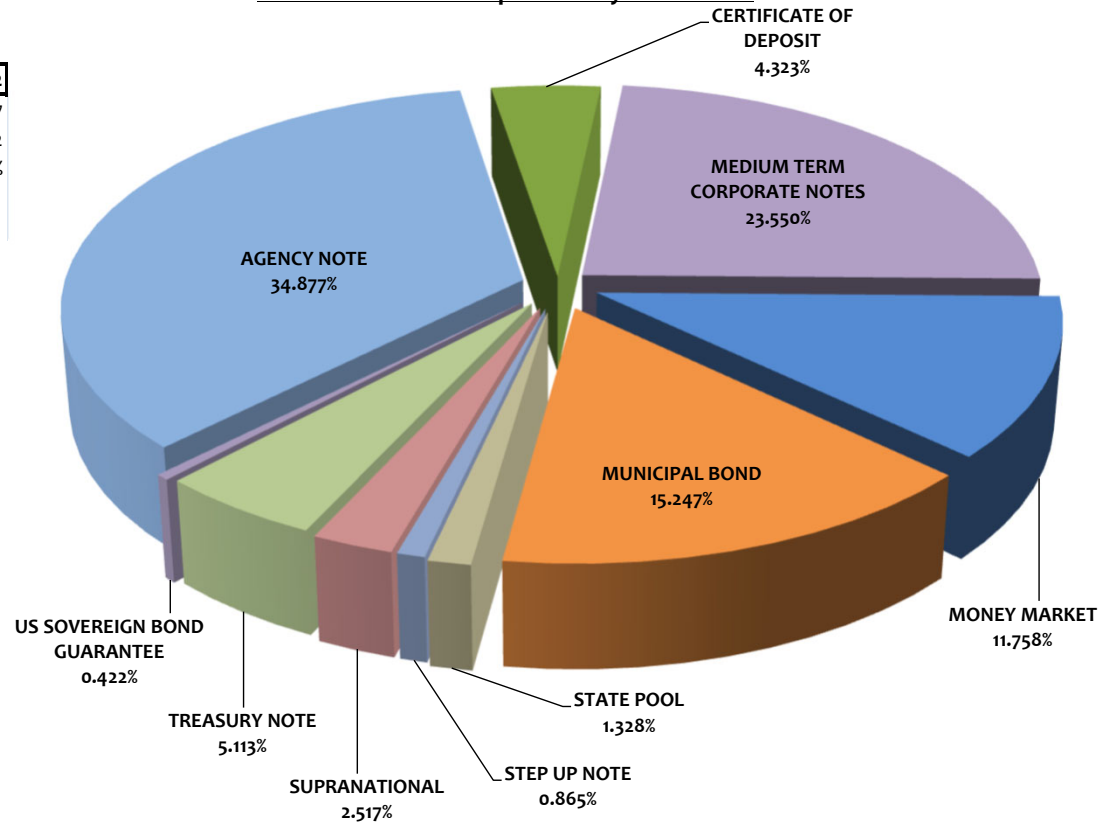
**ASSET ALLOCATION**

Assets	Current Par Value	Current Book Value	Market Value	Mkt/Book	Yield to Maturity
AGENCY NOTE	\$402,950,000	\$403,424,773	\$380,235,529	94.25%	1.82%
CERTIFICATE OF DEPOSIT	50,000,000	50,000,000	47,974,316	95.95%	2.27%
MEDIUM TERM CORPORATE NOTES	274,015,000	272,404,239	258,874,679	95.03%	2.42%
MONEY MARKET	136,000,000	136,000,000	136,000,000	100.00%	5.04%
MUNICIPAL BOND	180,760,000	176,362,272	168,640,360	95.62%	2.84%
STATE POOL	15,361,209	15,361,209	15,361,209	100.00%	3.26%
STEP UP NOTE	10,000,000	10,000,000	9,324,700	93.25%	0.35%
SUPRANATIONAL	29,600,000	29,119,572	27,443,714	94.24%	1.87%
TREASURY NOTE	60,000,000	59,140,095	57,167,950	96.67%	2.05%
US SOVEREIGN BOND GUARANTEE	4,815,000	4,884,476	4,812,304	98.52%	2.58%
<b>Totals</b>	<b>\$1,163,501,209</b>	<b>\$1,156,696,635</b>	<b>\$1,105,834,760</b>	<b>95.60%</b>	<b>2.53%</b>

**Portfolio Breakdown & Statistics**

	June 30, 2023	June 30, 2022
AMORTIZED COST	\$1,156,696,635	\$981,651,317
AVERAGE DAYS TO MATURITY	734	912
CURRENT MONTH RETURN ON INVEST	2.47%	1.53%
EARNED INTEREST-CURR MONTH	\$2,341,209	\$1,280,377
EARNED INTEREST - FISCAL YTD	\$20,580,929	\$10,951,033

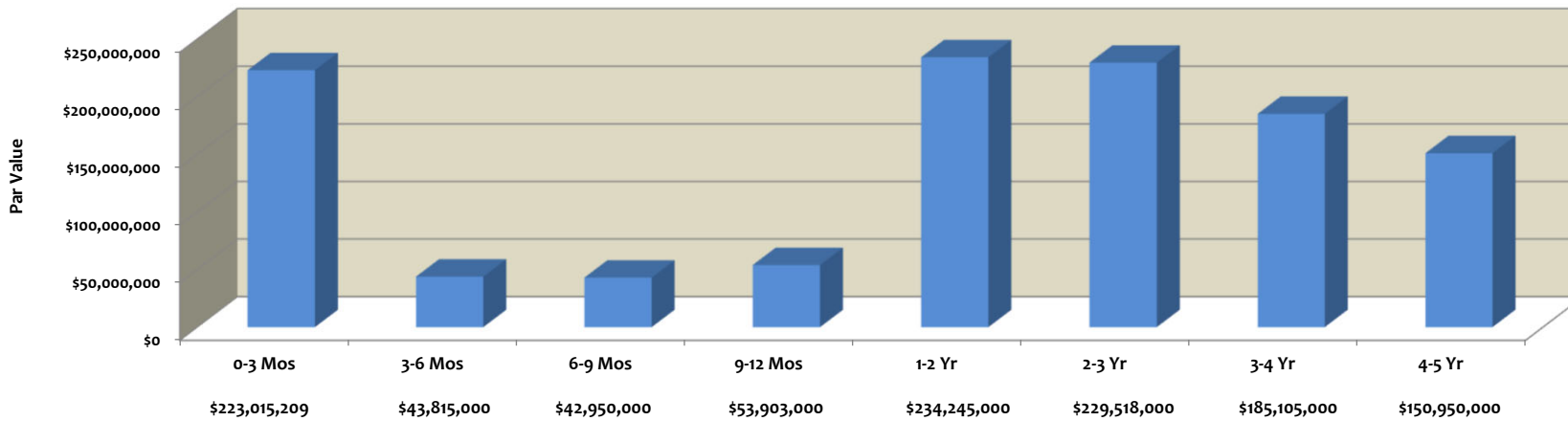
**Pooled Portfolio Composition by Book Value**





MATURITY DISTRIBUTION									
Current Par Value	0-3 Mos	3-6 Mos	6-9 Mos	9-12 Mos	1-2 Yr	2-3 Yr	3-4 Yr	4-5 Yr	Totals
AGENCY NOTE	22,000,000.00	15,000,000.00	15,000,000.00	20,000,000.00	70,000,000.00	135,550,000.00	60,400,000.00	65,000,000.00	\$ 402,950,000.00
MEDIUM TERM CORPORATE NOTES	19,654,000.00	14,000,000.00	7,950,000.00	28,903,000.00	72,500,000.00	41,008,000.00	45,000,000.00	45,000,000.00	\$ 274,015,000.00
MONEY MARKET	136,000,000.00								\$ 136,000,000.00
STATE POOL	15,361,209.19								\$ 15,361,209.19
TREASURY NOTE	15,000,000.00				20,000,000.00	10,000,000.00	5,000,000.00	10,000,000.00	\$ 60,000,000.00
CERTIFICATE OF DEPOSIT	5,000,000.00		10,000,000.00		15,000,000.00	10,000,000.00	10,000,000.00		\$ 50,000,000.00
MUNICIPAL BOND	10,000,000.00	5,000,000.00	5,000,000.00	5,000,000.00	41,745,000.00	27,960,000.00	55,105,000.00	30,950,000.00	\$ 180,760,000.00
SUPRANATIONAL		5,000,000.00	5,000,000.00		5,000,000.00	5,000,000.00	9,600,000.00		\$ 29,600,000.00
STEP UP NOTE					10,000,000.00				\$ 10,000,000.00
US SOVEREIGN BOND GUARANTEE		4,815,000.00							\$ 4,815,000.00
<b>Totals</b>	<b>\$223,015,209</b>	<b>\$43,815,000</b>	<b>\$42,950,000</b>	<b>\$53,903,000</b>	<b>\$234,245,000</b>	<b>\$229,518,000</b>	<b>\$185,105,000</b>	<b>\$150,950,000</b>	<b>\$1,163,501,209</b>
<b>% of Portfolio</b>	<b>19.17%</b>	<b>3.77%</b>	<b>3.69%</b>	<b>4.63%</b>	<b>20.13%</b>	<b>19.73%</b>	<b>15.91%</b>	<b>12.97%</b>	<b>100.00%</b>

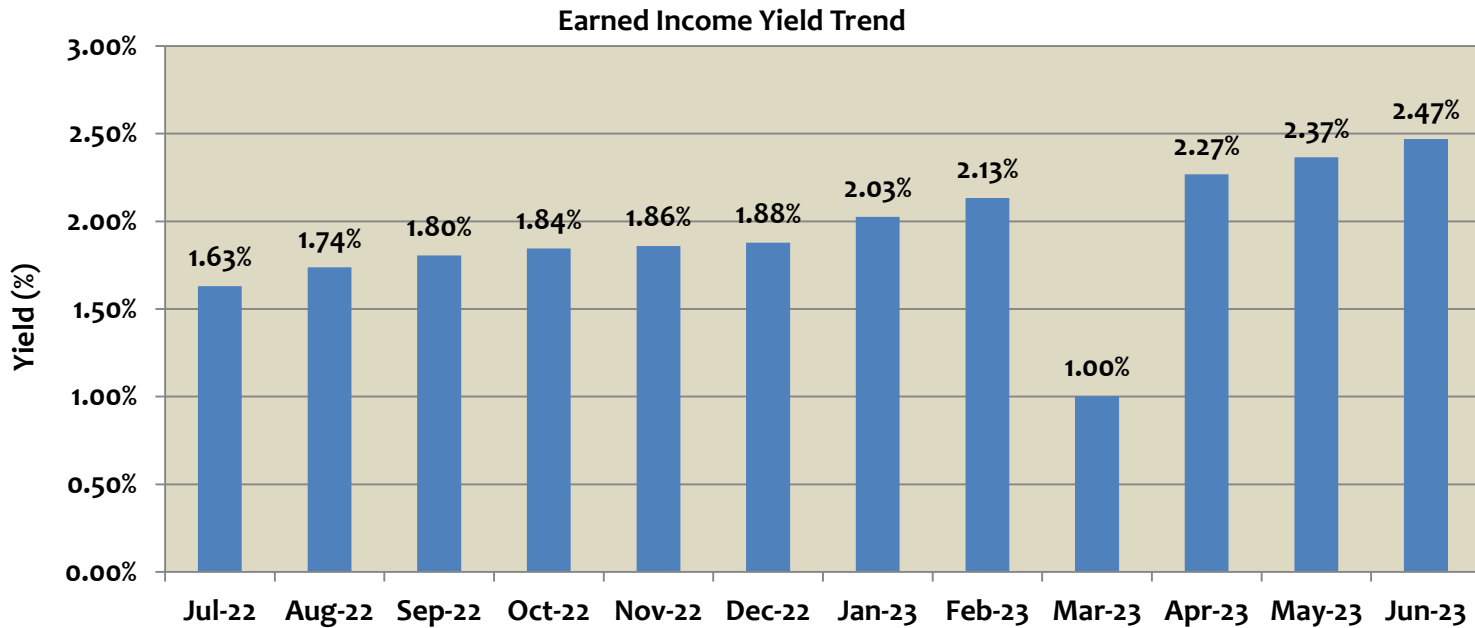
Maturity Distribution  
June 30, 2023





**PORTFOLIO - EARNED INCOME YIELD**

Month	Earned Income Yield
Jul-22	1.63%
Aug-22	1.74%
Sep-22	1.80%
Oct-22	1.84%
Nov-22	1.86%
Dec-22	1.88%
Jan-23	2.03%
Feb-23	2.13%
Mar-23	1.00%
Apr-23	2.27%
May-23	2.37%
Jun-23	2.47%



In accordance with State Law, the Finance Director certifies that the securities held in the City Investment Portfolio, comply with City policies. The Finance Director further certifies that the City has Operating Funds available to meet its expenditure requirements for the next six months.

**Amortized Cost** - the total amount at which investments are carried on the City books. This amount includes the amortization and accretion of premiums and discounts, respectively.

**Market Value** - the total amount at which investments are being sold in the market. Market prices are provided by the Bank of New York.

**Maturity Value** - (also referred to as "par value") the total amount of the face or stated value of the investments at maturity.

**Average Days to Maturity** - the average time in days left in the maturity of the investments.

**Monthly Yield** - the rate of return on investments as expressed in a percentage.

**Earned Interest** - the amount of income realized by all investments.



Agency Note	Issuer	CUSIP	Coupon Rate	Yield Matur	Purchase Date	Maturity Date	Ending Par Val/Shares	Amor Value On 06/30/23	Ending Market Val	Ending Unit Price
Agency Note	FARMER MAC	31422XAT9	0.520	0.5200	03/02/21	12/15/25	5,000,000.00	5,000,000.00	4,489,650.00	0.897930
Agency Note	FARMER MAC	31422XLY6	0.900	0.9000	09/01/21	09/01/26	5,000,000.00	5,000,000.00	4,454,650.00	0.890930
Agency Note	FARMER MAC	31422XUU4	2.000	2.0000	02/25/22	02/25/27	10,000,000.00	10,000,000.00	9,219,600.00	0.921960
Agency Note	FED AG MORTGAGE CORPORATION	31422XMT6	0.930	0.9300	09/21/21	09/21/26	5,000,000.00	5,000,000.00	4,452,300.00	0.890460
Agency Note	FED FARM CREDIT BANK	3133ENF21	3.150	3.2835	08/09/22	08/08/23	12,000,000.00	11,992,119.23	11,967,960.00	0.997330
Agency Note	FED FARM CREDIT BANK	3133EL3E2	0.320	0.3200	08/10/20	08/10/23	5,000,000.00	5,000,000.00	4,970,700.00	0.994140
Agency Note	FED FARM CREDIT BANK	3133EMN81	0.310	0.3100	06/29/21	12/29/23	5,000,000.00	5,000,000.00	4,872,200.00	0.974440
Agency Note	FED FARM CREDIT BANK	3133EKBW5	2.610	2.6100	02/27/19	02/27/24	5,000,000.00	5,000,000.00	4,908,200.00	0.981640
Agency Note	FED FARM CREDIT BANK	3133ELQ56	0.570	0.5700	07/02/20	07/02/24	5,000,000.00	5,000,000.00	4,747,250.00	0.949450
Agency Note	FED FARM CREDIT BANK	3133EKA63	1.600	1.6000	08/16/19	08/16/24	10,000,000.00	10,000,000.00	9,603,000.00	0.960300
Agency Note	FED FARM CREDIT BANK	3133EKP75	1.600	1.4076	10/04/19	09/17/24	5,000,000.00	5,014,227.65	4,782,000.00	0.956400
Agency Note	FED FARM CREDIT BANK	3133EMK92	0.580	0.5800	06/23/21	06/23/25	5,000,000.00	5,000,000.00	4,573,600.00	0.914720
Agency Note	FED FARM CREDIT BANK	3133ELZ80	0.580	0.5800	07/29/20	07/29/25	5,000,000.00	5,000,000.00	4,569,800.00	0.913960
Agency Note	FED FARM CREDIT BANK	3133EMAU6	0.500	0.5000	09/22/20	09/22/25	10,000,000.00	10,000,000.00	9,075,700.00	0.907570
Agency Note	FED FARM CREDIT BANK	3133EMCP5	0.520	0.5301	10/14/20	10/14/25	5,000,000.00	4,998,741.72	4,532,350.00	0.906470
Agency Note	FED FARM CREDIT BANK	3133EMSU7	0.800	0.8000	03/09/21	03/09/26	5,000,000.00	5,000,000.00	4,500,300.00	0.900060
Agency Note	FED FARM CREDIT BANK	3133ENU00	2.640	3.0001	05/04/22	04/08/26	10,000,000.00	9,897,430.86	9,456,400.00	0.945640
Agency Note	FED FARM CREDIT BANK	3133ENFN5	1.540	1.5400	11/30/21	11/30/26	10,000,000.00	10,000,000.00	9,062,600.00	0.906260
Agency Note	FED FARM CREDIT BANK	3133ENHA1	1.500	1.5000	12/14/21	12/14/26	10,000,000.00	10,000,000.00	9,043,800.00	0.904380
Agency Note	FED FARM CREDIT BANK	3133ENL99	3.375	3.4769	09/15/22	09/15/27	10,000,000.00	9,957,888.48	9,620,800.00	0.962080
Agency Note	FED HOME LOAN BANK	3130AFRW9	2.700	2.5516	02/26/19	08/28/23	5,000,000.00	5,003,663.20	4,977,750.00	0.995550
Agency Note	FED HOME LOAN BANK	3130ANES5	0.265	0.2650	07/29/21	12/29/23	10,000,000.00	10,000,000.00	9,742,200.00	0.974220
Agency Note	FED HOME LOAN BANK	3130AB3H7	2.375	0.8307	03/16/20	03/08/24	5,000,000.00	5,076,735.49	4,898,250.00	0.979650
Agency Note	FED HOME LOAN BANK	3130AoXE5	3.250	2.5800	03/08/19	03/08/24	5,000,000.00	5,032,861.86	4,926,300.00	0.985260
Agency Note	FED HOME LOAN BANK	3130AKWZ5	0.220	0.2200	02/24/21	05/24/24	5,000,000.00	5,000,000.00	4,767,250.00	0.953450
Agency Note	FED HOME LOAN BANK	3130AN3Do	0.450	0.4500	06/28/21	05/24/24	10,000,000.00	10,000,000.00	9,554,400.00	0.955440
Agency Note	FED HOME LOAN BANK	3130A2UW4	2.875	1.6639	10/24/19	09/13/24	5,000,000.00	5,089,345.10	4,858,100.00	0.971620
Agency Note	FED HOME LOAN BANK	3130APMK8	0.750	0.7500	11/16/21	09/16/24	10,000,000.00	10,000,000.00	9,445,900.00	0.944590
Agency Note	FED HOME LOAN BANK	3130A3GE8	2.750	1.7080	12/13/19	12/13/24	5,000,000.00	5,076,830.63	4,821,550.00	0.964310
Agency Note	FED HOME LOAN BANK	3130AKMR4	0.330	0.3300	01/28/21	01/15/25	5,000,000.00	5,000,000.00	4,633,750.00	0.926750
Agency Note	FED HOME LOAN BANK	3130ALZV9	0.680	0.6800	04/29/21	04/29/25	5,000,000.00	5,000,000.00	4,628,250.00	0.925650
Agency Note	FED HOME LOAN BANK	3130AMX23	0.900	0.9000	06/30/21	12/30/25	6,550,000.00	6,550,000.00	5,952,050.50	0.908710
Agency Note	FED HOME LOAN BANK	3130AKN85	0.550	0.5652	01/20/21	01/20/26	5,000,000.00	4,997,737.31	4,491,950.00	0.898390
Agency Note	FED HOME LOAN BANK	3130AKPL4	0.550	0.5500	01/28/21	01/28/26	5,000,000.00	5,000,000.00	4,486,650.00	0.897330
Agency Note	FED HOME LOAN BANK	3130AKPC4	0.600	0.6000	01/28/21	01/28/26	5,000,000.00	5,000,000.00	4,494,550.00	0.898910
Agency Note	FED HOME LOAN BANK	3130AS3R8	3.230	3.2300	05/26/22	02/26/26	10,000,000.00	10,000,000.00	9,572,900.00	0.957290
Agency Note	FED HOME LOAN BANK	3130ALV92	1.050	0.9484	04/01/21	03/30/26	5,000,000.00	4,998,491.59	4,523,600.00	0.904720
Agency Note	FED HOME LOAN BANK	3130ALYB4	1.450	1.1449	04/28/21	04/28/26	5,000,000.00	5,000,000.00	4,565,850.00	0.913170
Agency Note	FED HOME LOAN BANK	3130AMTW2	1.050	0.8273	06/30/21	06/30/26	5,000,000.00	5,000,000.00	4,456,250.00	0.891250
Agency Note	FED HOME LOAN BANK	3130AMWMO	1.050	0.9375	06/30/21	06/30/26	5,000,000.00	5,000,000.00	4,492,650.00	0.898530
Agency Note	FED HOME LOAN BANK	3130AMZN5	0.750	1.0448	06/30/21	06/30/26	5,000,000.00	5,000,000.00	4,513,650.00	0.902730
Agency Note	FED HOME LOAN BANK	3130ANBS8	0.930	0.9300	07/29/21	07/29/26	5,400,000.00	5,400,000.00	4,824,468.00	0.893420
Agency Note	FED HOME LOAN BANK	3130ANLZ1	0.900	0.9000	08/26/21	08/26/26	5,000,000.00	5,000,000.00	4,454,150.00	0.890830
Agency Note	FED HOME LOAN BANK	3130ASH51	4.125	4.1250	06/29/22	06/29/27	10,000,000.00	10,000,000.00	9,688,100.00	0.968810
Agency Note	FED HOME LOAN BANK	3130AURW6	3.700	3.7000	02/02/23	02/02/28	15,000,000.00	15,000,000.00	15,000,000.00	1.000000
Agency Note	FED HOME LOAN BANK	3130AURX4	3.660	3.6600	02/08/23	02/08/28	15,000,000.00	15,000,000.00	14,607,000.00	0.973800
Agency Note	FED HOME LOAN BANK	3130ATS57	4.500	3.7601	03/14/23	03/10/28	10,000,000.00	10,338,700.00	10,095,700.00	1.009570
Agency Note	FED HOME LOAN MORT CORP	3134GXVK7	2.900	2.9000	05/31/22	05/30/25	10,000,000.00	10,000,000.00	9,599,200.00	0.959920
Agency Note	FED HOME LOAN MORT CORP	3136G4YP2	0.720	0.7200	07/09/20	07/09/25	5,000,000.00	5,000,000.00	4,568,100.00	0.913620
Agency Note	FED HOME LOAN MORT CORP	3134GXCH5	0.600	0.6000	11/25/20	11/25/25	5,000,000.00	5,000,000.00	4,531,350.00	0.906270
Agency Note	FED HOME LOAN MORT CORP	3134GXUG7	3.320	3.3200	05/25/22	11/25/25	14,000,000.00	14,000,000.00	13,421,100.00	0.958650
Agency Note	FED HOME LOAN MORT CORP	3134GYJ37	4.958	4.9579	02/28/23	10/28/27	15,000,000.00	15,000,000.00	14,950,200.00	0.996680



Medium Term Corporate Note	TOYOTA MOTOR CREDIT CORP	89236TJZ9	3.050	3.6894	05/04/22	03/22/27	10,000,000.00	9,799,811.95	9,362,900.00	0.936290
Medium Term Corporate Note	TOYOTA MOTOR CREDIT CORP	89236TKL8	5.450	4.4619	02/01/23	11/10/27	10,000,000.00	10,398,843.19	10,196,600.00	1.019660
Medium Term Corporate Note	U.S. BANCORP	91159HHR4	3.150	3.6794	05/04/22	04/27/27	10,000,000.00	9,804,730.51	9,236,400.00	0.923640
Medium Term Corporate Note	US BANK NA CINCINNATI	90331HNV1	3.400	3.4812	11/26/18	07/24/23	5,000,000.00	4,998,706.72	4,993,250.00	0.998650
Medium Term Corporate Note	US BANK NA CINCINNATI	90331HMS9	2.800	0.6414	11/25/20	01/27/25	5,000,000.00	5,214,136.02	4,772,050.00	0.954410
Medium Term Corporate Note	WAL-MART STORES	931142EL3	2.850	1.8859	10/01/19	07/08/24	5,000,000.00	5,070,962.89	4,875,350.00	0.975070
<b>Total Count 45</b>			<b>2.472</b>	<b>2.4150</b>			<b>274,015,000.00</b>	<b>272,404,238.58</b>	<b>258,874,679.01</b>	<b>0.944746</b>

Money Market	Issuer	CUSIP	Coupon Rate	Yield Matur	Purchase Date	Maturity Date	Ending Par Val/Shares	Amor Value On 06/30/23	Ending Market Val	Ending Unit Price
Money Market	FIDELITY INVESTMENTS		5.040	5.0400	12/10/90	Open	136,000,000.00	136,000,000.00	136,000,000.00	1.000000
<b>Total Count 1</b>			<b>5.040</b>	<b>5.0400</b>			<b>136,000,000.00</b>	<b>136,000,000.00</b>	<b>136,000,000.00</b>	<b>1.000000</b>

Municipal Bond	Issuer	CUSIP	Coupon Rate	Yield Matur	Purchase Date	Maturity Date	Ending Par Val/Shares	Amor Value On 06/30/23	Ending Market Val	Ending Unit Price
Municipal Bond	ANTELOPE VALLY UNION HIGH	036717MN3	2.396	0.8301	10/30/20	08/01/25	1,775,000.00	1,843,629.46	1,673,399.00	0.942760
Municipal Bond	CHAFFEY COMMUNITY COLLEGE	157432LM5	1.421	0.8621	08/17/21	06/01/26	2,885,000.00	2,932,649.14	2,611,992.45	0.905370
Municipal Bond	CONTRA COSTA CA CMNTY CLG DIST	212204JH5	2.163	3.2901	08/15/22	08/01/27	2,795,000.00	2,664,232.42	2,524,947.10	0.903380
Municipal Bond	COUNTY OF RIVERSIDE CA	76913CAZ2	2.667	2.2601	05/06/20	02/15/25	5,000,000.00	5,039,562.93	4,776,800.00	0.955360
Municipal Bond	COUNTY OF WESTCHESTER NY	95736VAY8	0.750	0.7456	11/05/20	07/01/25	1,940,000.00	1,940,211.60	1,772,752.60	0.913790
Municipal Bond	FRESNO COUNTY CA PENSION OBLG	358266CB8	0.000	3.4071	08/08/22	08/15/24	8,000,000.00	7,472,400.00	7,496,960.00	0.937120
Municipal Bond	GOLDEN STATE TOBACCO	38122NA85	1.600	3.5602	05/13/22	06/01/26	6,300,000.00	5,915,975.14	5,647,131.00	0.896370
Municipal Bond	GOLDEN STATE TOBACCO	38122NA85	1.600	1.3104	10/12/21	06/01/26	2,000,000.00	2,016,984.35	1,792,740.00	0.896370
Municipal Bond	GOLDEN STATE TOBACCO	38122NA93	1.886	3.4943	08/03/22	06/01/27	9,305,000.00	8,750,845.87	8,226,085.25	0.884050
Municipal Bond	KERN COUNTY CA PENSION OBLG	492279CR3	0.000	3.6371	08/11/22	08/15/25	15,000,000.00	13,457,250.00	13,298,250.00	0.886550
Municipal Bond	LOS ALTOS SCHOOL DIST	544290JH3	1.000	0.5501	06/10/21	10/01/24	5,000,000.00	5,033,555.16	4,729,050.00	0.945810
Municipal Bond	LOS ANGELES UNIFIED SCHOOL DIST	544647FB1	1.245	1.3763	01/28/22	07/01/25	3,355,000.00	3,344,212.71	3,082,506.90	0.918780
Municipal Bond	LOS ANGELES UNIFIED SCHOOL DIST	544646A77	5.720	4.2754	06/16/22	05/01/27	13,500,000.00	14,264,800.28	13,759,335.00	1.019210
Municipal Bond	MARIN CA CMNTY CLG DIST	56781RKE6	0.930	3.2502	08/15/22	08/01/27	3,155,000.00	2,850,839.48	2,713,142.25	0.859950
Municipal Bond	MASSACHUSETTS ST SPL OBLG	576004GV1	3.560	3.5600	08/30/22	07/15/23	10,000,000.00	10,000,000.00	9,993,100.00	0.999310
Municipal Bond	NEW YORK STATE DORMITORY	64990FD43	0.887	0.8870	06/23/21	03/15/25	1,650,000.00	1,650,000.00	1,530,639.00	0.927660
Municipal Bond	NEW YORK STATE URBAN DEV	64985TAY7	2.020	2.0200	10/30/19	03/15/24	5,000,000.00	5,000,000.00	4,873,750.00	0.974750
Municipal Bond	STATE OF CALIFORNIA	13063DDG0	2.250	2.8401	01/22/19	10/01/23	5,000,000.00	4,985,453.21	4,959,200.00	0.991840
Municipal Bond	STATE OF CALIFORNIA	13063DLZ9	3.000	2.5002	05/01/19	04/01/24	5,000,000.00	5,024,531.14	4,902,450.00	0.980490
Municipal Bond	STATE OF CALIFORNIA	13063DRD2	2.375	1.0560	10/04/21	10/01/26	9,900,000.00	10,347,531.46	9,162,945.00	0.925550
Municipal Bond	STATE OF CALIFORNIA	13063DC48	1.700	3.9381	02/07/23	02/01/28	10,000,000.00	8,999,033.33	8,771,700.00	0.877170
Municipal Bond	STATE OF CONNECTICUT	20772KAK5	3.750	4.0152	01/24/23	01/15/28	10,000,000.00	9,890,775.00	9,624,100.00	0.962410
Municipal Bond	STATE OF HAWAII	419792G26	1.283	3.6003	09/12/22	08/01/26	9,000,000.00	8,319,897.84	8,100,000.00	0.900000
Municipal Bond	STATE OF HAWAII	419792YR1	0.893	0.8930	08/20/21	08/01/26	6,400,000.00	6,400,000.00	5,689,536.00	0.888990
Municipal Bond	STATE OF HAWAII	419792G34	1.535	3.9180	02/02/23	08/01/27	5,000,000.00	4,513,263.19	4,513,050.00	0.902610
Municipal Bond	STATE OF NEW YORK	649791PS3	2.360	3.3081	05/04/22	02/15/27	7,000,000.00	6,753,245.44	6,439,720.00	0.919960
Municipal Bond	TEXAS A&M UNIVERSITY	88213ALV5	2.877	1.0002	05/15/20	05/15/25	3,000,000.00	3,111,214.44	2,876,040.00	0.958680
Municipal Bond	UNIVERSITY OF CALIFORNIA	91412HGE7	0.883	0.4113	02/02/21	05/15/25	5,000,000.00	5,046,931.01	4,628,950.00	0.925790
Municipal Bond	UNIVERSITY OF CALIFORNIA	91412GU94	3.063	3.0951	05/18/22	07/01/25	8,800,000.00	8,793,247.01	8,470,088.00	0.962510
<b>Total Count 29</b>			<b>2.161</b>	<b>2.8369</b>			<b>180,760,000.00</b>	<b>176,362,271.61</b>	<b>168,640,359.55</b>	<b>0.932952</b>

State Pool	Issuer	CUSIP	Coupon Rate	Yield Matur	Purchase Date	Maturity Date	Ending Par Val/Shares	Amor Value On 06/30/23	Ending Market Val	Ending Unit Price
State Pool	STATE OF CALIFORNIA		3.260	3.2600	01/01/88	Open	9,722,879.27	9,722,879.27	9,722,879.27	1.000000
State Pool	STATE OF CALIFORNIA		3.260	3.2600	11/30/01	Open	5,638,329.92	5,638,329.92	5,638,329.92	1.000000
<b>Total Count 2</b>			<b>3.260</b>	<b>3.2600</b>			<b>15,361,209.19</b>	<b>15,361,209.19</b>	<b>15,361,209.19</b>	<b>1.000000</b>

Step Up Note	Issuer	CUSIP	Coupon Rate	Yield Matur	Purchase Date	Maturity Date	Ending Par Val/Shares	Amor Value On 06/30/23	Ending Market Val	Ending Unit Price
Step Up Note	FED HOME LOAN BANK	3130AMQW5	0.550	0.3500	06/16/21	12/16/24	10,000,000.00	10,000,000.00	9,324,700.00	0.932470
<b>Total Count 1</b>			<b>0.550</b>	<b>0.3500</b>			<b>10,000,000.00</b>	<b>10,000,000.00</b>	<b>9,324,700.00</b>	<b>0.932470</b>

Supranational	Issuer	CUSIP	Coupon Rate	Yield Matur	Purchase Date	Maturity Date	Ending Par Val/Shares	Amor Value On 06/30/23	Ending Market Val	Ending Unit Price
---------------	--------	-------	-------------	-------------	---------------	---------------	-----------------------	------------------------	-------------------	-------------------

Supranational	INTER AMERICAN DEVELOPMNT BANK	4581XoDPo	0.250	4.7132	01/10/23	11/15/23	5,000,000.00	4,890,988.03	4,906,650.00	0.981330
Supranational	INTER AMERICAN DEVELOPMNT BANK	4581XoCF3	3.000	0.2411	02/01/21	02/21/24	5,000,000.00	5,137,698.08	4,917,300.00	0.983460
Supranational	INTER AMERICAN DEVELOPMNT BANK	4581XoDK1	1.750	0.5597	05/13/21	03/14/25	5,000,000.00	5,118,203.38	4,727,350.00	0.945470
Supranational	INTL BK RECON & DEVELOP	45906M2L4	0.650	0.7336	07/30/21	02/24/26	5,000,000.00	4,987,614.22	4,457,950.00	0.891590
Supranational	INTL BK RECON & DEVELOP	459058JT1	0.850	2.0199	02/18/22	02/10/27	3,600,000.00	3,438,939.27	3,162,924.00	0.878590
Supranational	INTL BK RECON & DEVELOP	459058JT1	0.850	2.9983	05/18/22	02/10/27	6,000,000.00	5,546,129.24	5,271,540.00	0.878590
<b>Total Count 6</b>			<b>1.253</b>	<b>1.8667</b>			<b>29,600,000.00</b>	<b>29,119,572.22</b>	<b>27,443,714.00</b>	<b>0.927153</b>

Treasury Note	Issuer	CUSIP	Coupon Rate	Yield Matur	Purchase Date	Maturity Date	Ending Par Val/Shares	Amor Value On 06/30/23	Ending Market Val	Ending Unit Price
Treasury Note	U.S. TREASURY	91282CAF8	0.125	0.2500	06/23/21	08/15/23	10,000,000.00	9,993,757.80	9,939,400.00	0.993940
Treasury Note	U.S. TREASURY	9128284X5	2.750	1.6374	12/31/19	08/31/23	5,000,000.00	5,027,588.51	4,979,500.00	0.995900
Treasury Note	U.S. TREASURY	912828XX3	2.000	1.5701	10/18/19	06/30/24	5,000,000.00	5,021,245.15	4,834,950.00	0.966990
Treasury Note	U.S. TREASURY	912828YM6	1.500	2.8243	04/25/22	10/31/24	10,000,000.00	9,806,833.53	9,512,900.00	0.951290
Treasury Note	U.S. TREASURY	912828G38	2.250	1.6900	12/31/19	11/15/24	5,000,000.00	5,041,300.07	4,801,000.00	0.960200
Treasury Note	U.S. TREASURY	912828R36	1.625	2.8580	05/16/22	05/15/26	10,000,000.00	9,647,908.36	9,223,100.00	0.922310
Treasury Note	U.S. TREASURY	91282CCP4	0.625	0.6223	08/03/21	07/31/26	5,000,000.00	5,000,461.65	4,453,300.00	0.890660
Treasury Note	U.S. TREASURY	91282CFB2	2.750	3.7212	01/31/23	07/31/27	10,000,000.00	9,601,000.00	9,423,800.00	0.942380
<b>Total Count 8</b>			<b>1.630</b>	<b>2.0501</b>			<b>60,000,000.00</b>	<b>59,140,095.07</b>	<b>57,167,950.00</b>	<b>0.952799</b>

US Sovereign Bong Guarantee	Issuer	CUSIP	Coupon Rate	Yield Matur	Purchase Date	Maturity Date	Ending Par Val/Shares	Amor Value On 06/30/23	Ending Market Val	Ending Unit Price
US Sovereign Bond Guarantee	AID-ISRAEL	46513EGV8	5.500	2.5770	02/28/19	12/04/23	4,815,000.00	4,884,475.60	4,812,303.60	0.999440
<b>Total Count 1</b>			<b>5.500</b>	<b>2.5770</b>			<b>4,815,000.00</b>	<b>4,884,475.60</b>	<b>4,812,303.60</b>	<b>0.999440</b>

<b>Investment Total</b>			<b>2.444</b>	<b>2.5327</b>			<b>1,163,501,209.19</b>	<b>1,156,696,635.39</b>	<b>1,105,834,760.00</b>	<b>0.950437</b>
-------------------------	--	--	--------------	---------------	--	--	-------------------------	-------------------------	-------------------------	-----------------