

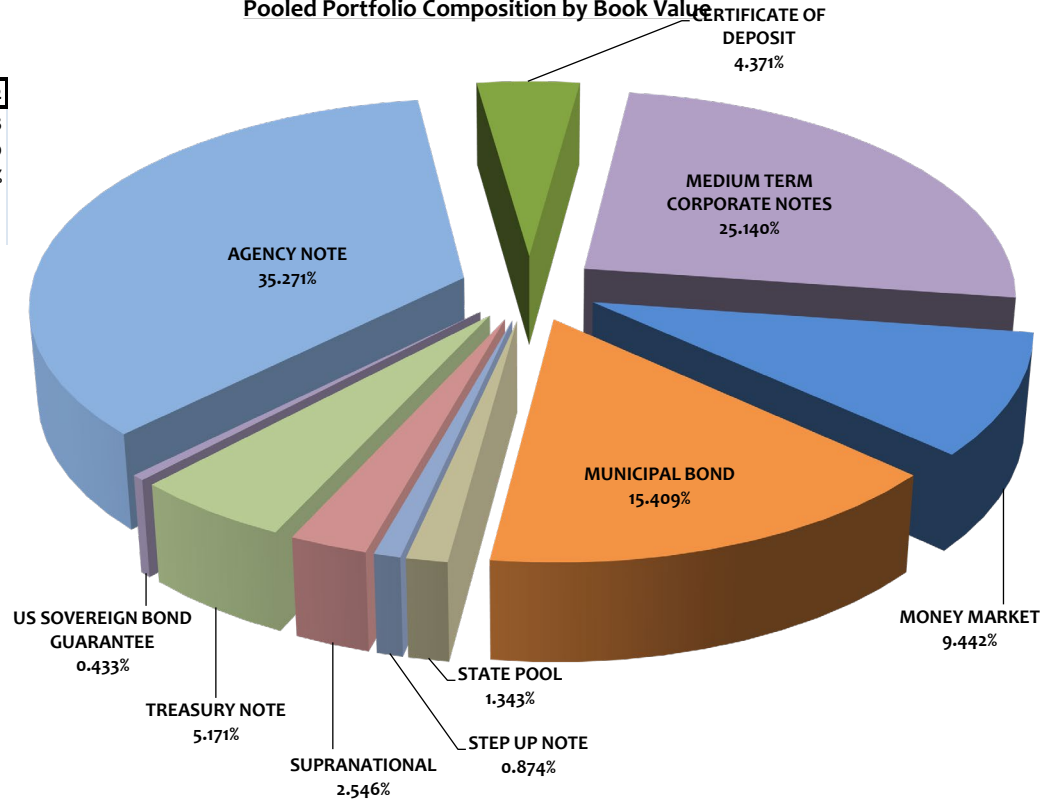
**ASSET ALLOCATION**

Assets	Current Par Value	Current Book Value	Market Value	Mkt/Book	Yield to Maturity
AGENCY NOTE	\$402,950,000	\$403,449,951	\$381,323,527	94.52%	1.82%
CERTIFICATE OF DEPOSIT	50,000,000	50,000,000	48,238,284	96.48%	2.27%
MEDIUM TERM CORPORATE NOTES	289,015,000	287,565,737	274,954,256	95.61%	2.33%
MONEY MARKET	108,000,000	108,000,000	108,000,000	100.00%	5.02%
MUNICIPAL BOND	180,760,000	176,254,265	169,569,385	96.21%	2.84%
STATE POOL	15,361,209	15,361,209	15,361,209	100.00%	3.10%
STEP UP NOTE	10,000,000	10,000,000	9,322,300	93.22%	0.35%
SUPRANATIONAL	29,600,000	29,119,572	27,608,564	94.81%	1.87%
TREASURY NOTE	60,000,000	59,150,594	57,466,100	97.15%	2.05%
US SOVEREIGN BOND GUARANTEE	4,815,000	4,953,067	4,817,263	97.26%	2.58%
<b>Totals</b>	<b>\$1,150,501,209</b>	<b>\$1,143,854,396</b>	<b>\$1,096,660,889</b>	<b>95.87%</b>	<b>2.45%</b>

**Portfolio Breakdown & Statistics**

	May 31, 2023	May 31, 2022
AMORTIZED COST	\$1,143,854,396	\$1,007,132,433
AVERAGE DAYS TO MATURITY	769	860
CURRENT MONTH RETURN ON INVEST	2.37%	1.47%
EARNED INTEREST-CURR MONTH	\$2,233,394	\$1,118,862
EARNED INTEREST - FISCAL YTD	\$18,239,720	\$9,670,656

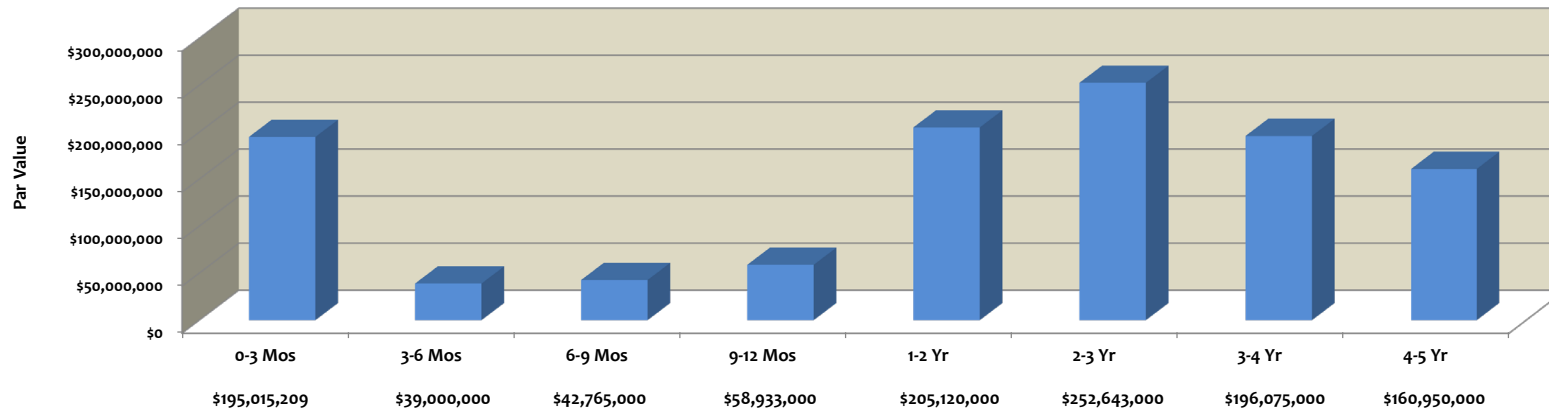
**Pooled Portfolio Composition by Book Value**





MATURITY DISTRIBUTION									
Current Par Value	0-3 Mos	3-6 Mos	6-9 Mos	9-12 Mos	1-2 Yr	2-3 Yr	3-4 Yr	4-5 Yr	Totals
AGENCY NOTE	22,000,000.00		20,000,000.00	25,000,000.00	60,000,000.00	135,550,000.00	65,400,000.00	75,000,000.00	\$ 402,950,000.00
MEDIUM TERM CORPORATE NOTES	24,654,000.00	24,000,000.00	7,950,000.00	18,933,000.00	67,470,000.00	50,038,000.00	50,970,000.00	45,000,000.00	\$ 289,015,000.00
MONEY MARKET	108,000,000.00								\$ 108,000,000.00
STATE POOL	15,361,209.19								\$ 15,361,209.19
TREASURY NOTE	10,000,000.00	5,000,000.00			20,000,000.00	10,000,000.00	5,000,000.00	10,000,000.00	\$ 60,000,000.00
CERTIFICATE OF DEPOSIT	5,000,000.00		5,000,000.00	5,000,000.00	15,000,000.00	10,000,000.00	10,000,000.00		\$ 50,000,000.00
MUNICIPAL BOND	10,000,000.00	5,000,000.00		10,000,000.00	27,650,000.00	42,055,000.00	55,105,000.00	30,950,000.00	\$ 180,760,000.00
SUPRANATIONAL		5,000,000.00	5,000,000.00		5,000,000.00	5,000,000.00	9,600,000.00		\$ 29,600,000.00
STEP UP NOTE					10,000,000.00				\$ 10,000,000.00
US SOVEREIGN BOND GUARANTEE			4,815,000.00						\$ 4,815,000.00
<b>Totals</b>	<b>\$195,015,209</b>	<b>\$39,000,000</b>	<b>\$42,765,000</b>	<b>\$58,933,000</b>	<b>\$205,120,000</b>	<b>\$252,643,000</b>	<b>\$196,075,000</b>	<b>\$160,950,000</b>	<b>\$1,150,501,209</b>
<b>% of Portfolio</b>	<b>16.95%</b>	<b>3.39%</b>	<b>3.72%</b>	<b>5.12%</b>	<b>17.83%</b>	<b>21.96%</b>	<b>17.04%</b>	<b>13.99%</b>	<b>100.00%</b>

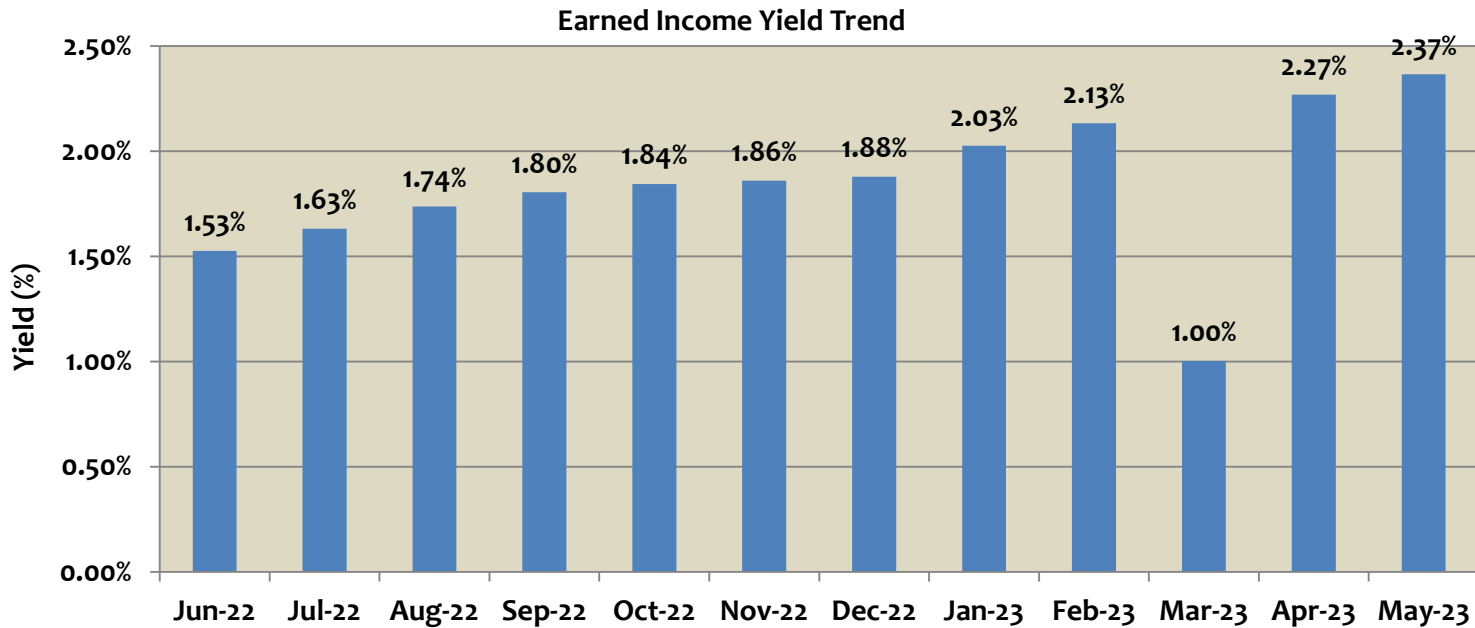
Maturity Distribution  
May 31, 2023





**PORTFOLIO - EARNED INCOME YIELD**

Month	Earned Income Yield
Jun-22	1.53%
Jul-22	1.63%
Aug-22	1.74%
Sep-22	1.80%
Oct-22	1.84%
Nov-22	1.86%
Dec-22	1.88%
Jan-23	2.03%
Feb-23	2.13%
Mar-23	1.00%
Apr-23	2.27%
May-23	2.37%



In accordance with State Law, the Finance Director certifies that the securities held in the City Investment Portfolio, comply with City policies. The Finance Director further certifies that the City has Operating Funds available to meet its expenditure requirements for the next six months.

**Amortized Cost** - the total amount at which investments are carried on the City books. This amount includes the amortization and accretion of premiums and discounts, respectively.

**Market Value** - the total amount at which investments are being sold in the market. Market prices are provided by the Bank of New York.

**Maturity Value** - (also referred to as "par value") the total amount of the face or stated value of the investments at maturity.

**Average Days to Maturity** - the average time in days left in the maturity of the investments.

**Monthly Yield** - the rate of return on investments as expressed in a percentage.

**Earned Interest** - the amount of income realized by all investments.

Agency Note	Issuer	CUSIP	Coupon Rate	Yield Matur	Purchase Date	Maturity Date	Ending Par Val/Shares	Amor Value On 05/31/23	Ending Market Val	Ending Unit Price
Agency Note	FARMER MAC	31422XAT9	0.520	0.5200	03/02/21	12/15/25	5,000,000.00	5,000,000.00	4,522,900.00	0.904580
Agency Note	FARMER MAC	31422XLY6	0.900	0.9000	09/01/21	09/01/26	5,000,000.00	5,000,000.00	4,454,050.00	0.890810
Agency Note	FARMER MAC	31422XUU4	2.000	2.0000	02/25/22	02/25/27	10,000,000.00	10,000,000.00	9,325,900.00	0.932590
Agency Note	FED AG MORTGAGE CORPORATION	31422XMT6	0.930	0.9300	09/21/21	09/21/26	5,000,000.00	5,000,000.00	4,451,150.00	0.890230
Agency Note	FED FARM CREDIT BANK	3133ENF21	3.150	3.2835	08/09/22	08/08/23	12,000,000.00	11,992,119.23	11,949,000.00	0.995750
Agency Note	FED FARM CREDIT BANK	3133EL3E2	0.320	0.3200	08/10/20	08/10/23	5,000,000.00	5,000,000.00	4,951,850.00	0.990370
Agency Note	FED FARM CREDIT BANK	3133EMN81	0.310	0.3100	06/29/21	12/29/23	5,000,000.00	5,000,000.00	4,855,200.00	0.971040
Agency Note	FED FARM CREDIT BANK	3133EKBW5	2.610	2.6100	02/27/19	02/27/24	5,000,000.00	5,000,000.00	4,903,500.00	0.980700
Agency Note	FED FARM CREDIT BANK	3133ELQ56	0.570	0.5700	07/02/20	07/02/24	5,000,000.00	5,000,000.00	4,749,350.00	0.949870
Agency Note	FED FARM CREDIT BANK	3133EKA63	1.600	1.6000	08/16/19	08/16/24	10,000,000.00	10,000,000.00	9,624,200.00	0.962420
Agency Note	FED FARM CREDIT BANK	3133EKP75	1.600	1.4076	10/04/19	09/17/24	5,000,000.00	5,014,227.65	4,794,350.00	0.958870
Agency Note	FED FARM CREDIT BANK	3133EMK92	0.580	0.5800	06/23/21	06/23/25	5,000,000.00	5,000,000.00	4,588,050.00	0.917610
Agency Note	FED FARM CREDIT BANK	3133ELZ80	0.580	0.5800	07/29/20	07/29/25	5,000,000.00	5,000,000.00	4,573,850.00	0.914770
Agency Note	FED FARM CREDIT BANK	3133EMAU6	0.500	0.5000	09/22/20	09/22/25	10,000,000.00	10,000,000.00	9,089,800.00	0.908980
Agency Note	FED FARM CREDIT BANK	3133EMCP5	0.520	0.5301	10/14/20	10/14/25	5,000,000.00	4,998,741.72	4,539,650.00	0.907930
Agency Note	FED FARM CREDIT BANK	3133EMSU7	0.800	0.8000	03/09/21	03/09/26	5,000,000.00	5,000,000.00	4,493,250.00	0.898650
Agency Note	FED FARM CREDIT BANK	3133ENUD0	2.640	3.0001	05/04/22	04/08/26	10,000,000.00	9,897,430.86	9,552,800.00	0.955280
Agency Note	FED FARM CREDIT BANK	3133ENFN5	1.540	1.5400	11/30/21	11/30/26	10,000,000.00	10,000,000.00	9,021,300.00	0.902130
Agency Note	FED FARM CREDIT BANK	3133ENHA1	1.500	1.5000	12/14/21	12/14/26	10,000,000.00	10,000,000.00	9,000,900.00	0.900090
Agency Note	FED FARM CREDIT BANK	3133ENL99	3.375	3.4769	09/15/22	09/15/27	10,000,000.00	9,957,888.48	9,744,200.00	0.974420
Agency Note	FED HOME LOAN BANK	3130AFRW9	2.700	2.5516	02/26/19	08/28/23	5,000,000.00	5,003,663.20	4,968,650.00	0.993730
Agency Note	FED HOME LOAN BANK	3130ANES5	0.265	0.2650	07/29/21	12/29/23	10,000,000.00	10,000,000.00	9,707,900.00	0.970790
Agency Note	FED HOME LOAN BANK	3130AB3H7	2.375	0.8307	03/16/20	03/08/24	5,000,000.00	5,076,735.49	4,890,950.00	0.978190
Agency Note	FED HOME LOAN BANK	3130A0XE5	3.250	2.5800	03/08/19	03/08/24	5,000,000.00	5,032,861.86	4,923,250.00	0.984650
Agency Note	FED HOME LOAN BANK	3130AKWZ5	0.220	0.2200	02/24/21	05/24/24	5,000,000.00	5,000,000.00	4,755,400.00	0.951080
Agency Note	FED HOME LOAN BANK	3130AN3D0	0.450	0.4500	06/28/21	05/24/24	10,000,000.00	10,000,000.00	9,532,500.00	0.953250
Agency Note	FED HOME LOAN BANK	3130A2UW4	2.875	1.6639	10/24/19	09/13/24	5,000,000.00	5,089,345.10	4,880,700.00	0.976140
Agency Note	FED HOME LOAN BANK	3130APMK8	0.750	0.7500	11/16/21	09/16/24	10,000,000.00	10,000,000.00	9,433,600.00	0.943360
Agency Note	FED HOME LOAN BANK	3130A3GE8	2.750	1.7080	12/13/19	12/13/24	5,000,000.00	5,102,008.34	4,847,300.00	0.969460
Agency Note	FED HOME LOAN BANK	3130AKMR4	0.330	0.3300	01/28/21	01/15/25	5,000,000.00	5,000,000.00	4,623,600.00	0.924720
Agency Note	FED HOME LOAN BANK	3130ALZV9	0.680	0.6800	04/29/21	04/29/25	5,000,000.00	5,000,000.00	4,653,500.00	0.930700
Agency Note	FED HOME LOAN BANK	3130AMX23	0.900	0.9000	06/30/21	12/30/25	6,550,000.00	6,550,000.00	5,955,980.50	0.909310
Agency Note	FED HOME LOAN BANK	3130AKN85	0.550	0.5652	01/20/21	01/20/26	5,000,000.00	4,997,737.31	4,494,350.00	0.898870
Agency Note	FED HOME LOAN BANK	3130AKPL4	0.550	0.5500	01/28/21	01/28/26	5,000,000.00	5,000,000.00	4,541,050.00	0.908210
Agency Note	FED HOME LOAN BANK	3130AKPC4	0.600	0.6000	01/28/21	01/28/26	5,000,000.00	5,000,000.00	4,497,450.00	0.899490
Agency Note	FED HOME LOAN BANK	3130AS3R8	3.230	3.2300	05/26/22	02/26/26	10,000,000.00	10,000,000.00	9,588,500.00	0.958850
Agency Note	FED HOME LOAN BANK	3130ALV92	1.050	0.9484	04/01/21	03/30/26	5,000,000.00	4,998,491.59	4,585,150.00	0.917030
Agency Note	FED HOME LOAN BANK	3130ALYB4	1.450	1.1449	04/28/21	04/28/26	5,000,000.00	5,000,000.00	4,599,750.00	0.919950
Agency Note	FED HOME LOAN BANK	3130AMTW2	0.500	0.8273	06/30/21	06/30/26	5,000,000.00	5,000,000.00	4,491,850.00	0.898370
Agency Note	FED HOME LOAN BANK	3130AMWM0	1.050	0.9375	06/30/21	06/30/26	5,000,000.00	5,000,000.00	4,558,650.00	0.911730
Agency Note	FED HOME LOAN BANK	3130AMZN5	0.750	1.0448	06/30/21	06/30/26	5,000,000.00	5,000,000.00	4,515,200.00	0.903040
Agency Note	FED HOME LOAN BANK	3130ANBS8	0.930	0.9300	07/29/21	07/29/26	5,400,000.00	5,400,000.00	4,832,136.00	0.894840
Agency Note	FED HOME LOAN BANK	3130ANLZ1	0.900	0.9000	08/26/21	08/26/26	5,000,000.00	5,000,000.00	4,460,100.00	0.892020
Agency Note	FED HOME LOAN BANK	3130ASH51	4.125	4.1250	06/29/22	06/29/27	10,000,000.00	10,000,000.00	9,691,200.00	0.969120
Agency Note	FED HOME LOAN BANK	3130AURW6	3.700	3.7000	02/02/23	02/02/28	15,000,000.00	15,000,000.00	15,000,000.00	1.000000
Agency Note	FED HOME LOAN BANK	3130AURX4	3.660	3.6600	02/08/23	02/08/28	15,000,000.00	15,000,000.00	14,849,250.00	0.989950

Agency Note	FED HOME LOAN BANK	3130ATS57	4.500	3.7601	03/14/23	03/10/28	10,000,000.00	10,338,700.00	10,257,100.00	1.025710
Agency Note	FED HOME LOAN MORT CORP	3134GXVK7	2.900	2.9000	05/31/22	05/30/25	10,000,000.00	10,000,000.00	9,611,800.00	0.961180
Agency Note	FED HOME LOAN MORT CORP	3136G4YP2	0.720	0.7200	07/09/20	07/09/25	5,000,000.00	5,000,000.00	4,596,300.00	0.919260
Agency Note	FED HOME LOAN MORT CORP	3134GXCH5	0.600	0.6000	11/25/20	11/25/25	5,000,000.00	5,000,000.00	4,535,350.00	0.907070
Agency Note	FED HOME LOAN MORT CORP	3134GXUG7	3.320	3.3200	05/25/22	11/25/25	14,000,000.00	14,000,000.00	13,514,760.00	0.965340
Agency Note	FED HOME LOAN MORT CORP	3134GYJ37	4.958	4.9579	02/28/23	10/28/27	15,000,000.00	15,000,000.00	14,929,350.00	0.995290
Agency Note	FEDERAL NAT MORTGAGE ASSOC	3135GA6K2	0.500	0.5000	12/30/20	06/30/25	5,000,000.00	5,000,000.00	4,577,200.00	0.915440
Agency Note	FEDERAL NAT MORTGAGE ASSOC	3136G4ZR7	0.700	0.7000	07/21/20	07/21/25	5,000,000.00	5,000,000.00	4,589,600.00	0.917920
Agency Note	FEDERAL NAT MORTGAGE ASSOC	3136G4N82	0.490	0.4900	08/21/20	08/21/25	10,000,000.00	10,000,000.00	9,113,500.00	0.911350
Agency Note	FEDERAL NAT MORTGAGE ASSOC	3135GA3W9	0.600	0.6000	11/25/20	11/25/25	5,000,000.00	5,000,000.00	4,535,350.00	0.907070
<b>Total Count 56</b>			<b>1.884</b>	<b>1.8218</b>			<b>402,950,000.00</b>	<b>403,449,950.83</b>	<b>381,323,526.50</b>	<b>0.946330</b>

Certificate of Deposit	Issuer	CUSIP	Coupon Rate	Yield Matur	Purchase Date	Maturity Date	Ending Par Val/Shares	Amor Value On 05/31/23	Ending Market Val	Ending Unit Price
Certificate of Deposit	GOLDMAN SACHS	38149MYT4	0.350	0.3500	08/25/21	08/25/23	5,000,000.00	5,000,000.00	4,940,548.05	0.988110
Certificate of Deposit	JP MORGAN CHASE	48128WPR0	2.650	2.6500	04/08/22	04/08/27	10,000,000.00	10,000,000.00	9,518,913.60	0.951891
Certificate of Deposit	MORGAN STANLEY	61768EBM4	1.650	1.6500	03/05/20	03/05/24	5,000,000.00	5,000,000.00	4,851,257.70	0.970252
Certificate of Deposit	MORGAN STANLEY	61690ULQ1	1.950	1.9711	10/10/19	10/10/24	5,000,000.00	5,000,000.00	4,776,084.00	0.955217
Certificate of Deposit	MORGAN STANLEY	61690UMT4	1.950	1.9711	10/31/19	10/31/24	5,000,000.00	5,000,000.00	4,773,276.50	0.954655
Certificate of Deposit	MORGAN STANLEY	61768EAQ6	1.800	1.8000	02/20/20	02/20/25	5,000,000.00	5,000,000.00	4,736,209.20	0.947242
Certificate of Deposit	MORGAN STANLEY	61690UJ50	3.200	3.2000	05/19/22	05/19/26	10,000,000.00	10,000,000.00	9,716,398.10	0.971640
Certificate of Deposit	WELLS FARGO BANK	949763WR3	3.350	3.3500	01/09/19	01/09/24	1,000,000.00	1,000,000.00	986,311.53	0.986312
Certificate of Deposit	WELLS FARGO BANK	949763WU6	3.200	3.2000	01/18/19	01/18/24	4,000,000.00	4,000,000.00	3,939,285.32	0.984821
<b>Total Count 9</b>			<b>2.263</b>	<b>2.2672</b>			<b>50,000,000.00</b>	<b>50,000,000.00</b>	<b>48,238,284.00</b>	<b>0.964766</b>

Medium Term Corporate Note	Issuer	CUSIP	Coupon Rate	Yield Matur	Purchase Date	Maturity Date	Ending Par Val/Shares	Amor Value On 05/31/23	Ending Market Val	Ending Unit Price
Medium Term Corporate Note	AIG GLOBAL FUNDING	00138CAS7	0.650	0.7000	06/22/21	06/17/24	4,970,000.00	4,966,298.44	4,720,506.00	0.949800
Medium Term Corporate Note	APPLE INC	037833CU2	2.850	2.6366	05/21/19	05/11/24	5,000,000.00	5,010,463.82	4,884,950.00	0.976990
Medium Term Corporate Note	APPLE INC	037833BZ2	2.450	3.3250	05/04/22	08/04/26	10,000,000.00	9,713,133.36	9,471,700.00	0.947170
Medium Term Corporate Note	BANK OF AMERICA	06053FAA7	4.100	0.3500	07/01/21	07/24/23	4,654,000.00	4,741,110.06	4,640,131.08	0.997020
Medium Term Corporate Note	BANK OF AMERICA	06048WM31	1.250	1.2500	05/28/21	05/28/26	5,000,000.00	5,000,000.00	4,343,850.00	0.868770
Medium Term Corporate Note	BANK OF AMERICA	06048WM31	1.250	1.2500	05/28/21	05/28/26	5,000,000.00	5,000,000.00	4,343,850.00	0.868770
Medium Term Corporate Note	BANK OF AMERICA	06048WP20	1.250	1.2500	09/24/21	09/24/26	5,000,000.00	5,000,000.00	4,400,850.00	0.880170
Medium Term Corporate Note	BANK OF NEW YORK	06406HCS6	3.650	3.1079	03/01/19	02/04/24	2,950,000.00	2,965,625.93	2,910,411.00	0.986580
Medium Term Corporate Note	BANK OF NEW YORK	06406RBA4	2.050	2.2980	02/22/22	01/26/27	5,000,000.00	4,952,866.60	4,523,300.00	0.904660
Medium Term Corporate Note	CATERPILLAR FINL SVCS CORP	14913R2L0	0.450	1.1400	01/28/22	05/17/24	5,000,000.00	4,965,773.25	4,776,000.00	0.955200
Medium Term Corporate Note	CIT GROUP HOLDINGS INC	17330PC64	4.000	4.0000	06/16/22	06/16/25	10,000,000.00	10,000,000.00	9,654,900.00	0.965490
Medium Term Corporate Note	EQUITABLE FINANCIAL LIFE	29449WAC1	0.500	0.8801	12/13/21	11/17/23	5,000,000.00	4,990,539.85	4,881,550.00	0.976310
Medium Term Corporate Note	EXXON MOBIL CORPORATION	30231GBH4	2.992	1.3664	05/15/20	03/19/25	5,000,000.00	5,159,821.33	4,846,750.00	0.969350
Medium Term Corporate Note	FLORIDA POWER & LIGHT	341081FZ5	2.850	0.9313	06/01/20	04/01/25	5,000,000.00	5,189,661.49	4,829,250.00	0.965850
Medium Term Corporate Note	GUARDIAN LIFE	40139LBA0	1.250	4.3658	02/07/23	11/19/27	10,000,000.00	8,739,433.55	8,535,200.00	0.853520
Medium Term Corporate Note	HARVARD PRES & FELLOWS	740816AJ2	2.300	2.3860	05/24/19	10/01/23	4,000,000.00	3,998,300.14	3,958,480.00	0.989620
Medium Term Corporate Note	HSBC USA INC	40434CAD7	3.500	2.1493	10/23/19	06/23/24	5,000,000.00	5,099,164.28	4,878,100.00	0.975620
Medium Term Corporate Note	JP MORGAN CHASE	48130UWA9	0.750	0.7500	05/11/21	12/11/24	5,000,000.00	5,000,000.00	4,632,550.00	0.926510
Medium Term Corporate Note	JP MORGAN CHASE	46632FRU1	0.700	0.7000	01/22/21	01/22/26	5,000,000.00	5,000,000.00	4,376,150.00	0.875230
Medium Term Corporate Note	LLOYDS BANK	53944VAH2	3.500	0.7800	02/03/21	05/14/25	5,000,000.00	5,269,365.26	4,781,950.00	0.956390
Medium Term Corporate Note	MASSMUTUAL GLOBAL FUND	57629WCU2	0.850	0.3100	03/02/21	06/09/23	5,000,000.00	5,013,479.10	4,994,950.00	0.998990
Medium Term Corporate Note	MASSMUTUAL GLOBAL FUND	57629WDL1	5.050	4.5579	01/13/23	12/07/27	10,000,000.00	10,264,000.00	10,168,500.00	1.016850
Medium Term Corporate Note	MET LIFE GLOB	59217GER6	1.875	2.3800	02/24/22	01/11/27	5,000,000.00	4,904,199.57	4,472,800.00	0.894560
Medium Term Corporate Note	META PLATFORMS INC	30303M8B1	3.500	4.1519	09/12/22	08/15/27	10,000,000.00	9,734,923.36	9,606,500.00	0.960650
Medium Term Corporate Note	NATIONAL SECS CLEARING	637639AH8	5.100	4.5977	01/13/23	11/21/27	5,000,000.00	5,101,058.95	5,016,200.00	1.003240
Medium Term Corporate Note	NEW YORK LIFE	64952WDC5	2.875	2.7501	04/26/19	04/10/24	5,000,000.00	5,006,116.91	4,887,500.00	0.977500
Medium Term Corporate Note	NEW YORK LIFE	64952WDL4	2.000	1.1600	12/29/21	01/22/25	7,500,000.00	7,624,195.44	7,142,325.00	0.952310

Medium Term Corporate Note	NEW YORK LIFE	64952WCH4	2.350	3.4178	05/18/22	07/14/26	5,970,000.00	5,761,394.32	5,543,742.00	0.928600
Medium Term Corporate Note	NORTHWESTERN MUTUAL GLBL	66815L2A6	0.800	5.2501	03/13/23	01/14/26	10,038,000.00	8,888,057.87	9,006,093.60	0.897200
Medium Term Corporate Note	PACIFIC LIFE	6944PL2C2	0.500	0.3252	09/17/21	09/23/23	5,000,000.00	5,004,362.05	4,913,400.00	0.982680
Medium Term Corporate Note	PRICOA GLOBAL FUNDING	741531FA0	3.450	3.1799	02/04/19	09/01/23	5,000,000.00	5,006,648.03	4,975,650.00	0.995130
Medium Term Corporate Note	PRINCIPAL LFE GLB FND II	74256LEE5	1.250	0.7601	01/12/21	06/23/25	5,000,000.00	5,060,540.44	4,586,850.00	0.917370
Medium Term Corporate Note	PROTECTIVE LIFE	74368CBC7	1.618	1.1220	09/07/21	04/15/26	5,000,000.00	5,072,964.60	4,519,100.00	0.903820
Medium Term Corporate Note	ROYAL BANK OF CANADA	78015K7L2	0.425	0.5000	03/02/21	01/19/24	5,000,000.00	4,996,263.60	4,839,400.00	0.967880
Medium Term Corporate Note	ROYAL BANK OF CANADA	78015K7H1	1.150	1.2500	10/26/21	06/10/25	10,000,000.00	9,975,461.85	9,224,900.00	0.922490
Medium Term Corporate Note	SANOFI PHARMACEUTICAL	801060AC8	3.375	1.6725	02/06/20	06/19/23	5,000,000.00	5,042,210.02	4,995,300.00	0.999060
Medium Term Corporate Note	SHELL INTERNATIONAL FIN	822582BZ4	3.500	1.7172	02/05/20	11/13/23	5,000,000.00	5,044,189.49	4,964,250.00	0.992850
Medium Term Corporate Note	SHELL INTERNATIONAL FIN	822582CC4	2.000	2.0998	11/14/19	11/07/24	5,000,000.00	4,992,666.51	4,811,700.00	0.962340
Medium Term Corporate Note	TOYOTA MOTOR CREDIT CORP	89236TDW2	2.900	0.6042	04/13/21	04/17/24	3,933,000.00	4,022,884.71	3,850,367.67	0.978990
Medium Term Corporate Note	TOYOTA MOTOR CREDIT CORP	89236TGT6	1.800	1.8000	02/13/20	02/13/25	5,000,000.00	5,000,000.00	4,752,350.00	0.950470
Medium Term Corporate Note	TOYOTA MOTOR CREDIT CORP	89236THY4	0.700	0.7000	01/20/21	01/20/26	5,000,000.00	5,000,000.00	4,551,300.00	0.910260
Medium Term Corporate Note	TOYOTA MOTOR CREDIT CORP	89236TJZ9	3.050	3.6894	05/04/22	03/22/27	10,000,000.00	9,799,811.95	9,449,000.00	0.944900
Medium Term Corporate Note	TOYOTA MOTOR CREDIT CORP	89236TKL8	5.450	4.4619	02/01/23	11/10/27	10,000,000.00	10,398,843.19	10,326,600.00	1.032660
Medium Term Corporate Note	U.S. BANCORP	91159HHR4	3.150	3.6794	05/04/22	04/27/27	10,000,000.00	9,804,730.51	9,323,400.00	0.932340
Medium Term Corporate Note	UBS FINANCE DELAWARE	902674YF1	0.375	0.3200	06/14/21	06/01/23	5,000,000.00	5,001,371.79	5,000,000.00	1.000000
Medium Term Corporate Note	US BANK NA CINCINNATI	90331HNV1	3.400	3.4812	11/26/18	07/24/23	5,000,000.00	4,998,706.72	4,981,050.00	0.996210
Medium Term Corporate Note	US BANK NA CINCINNATI	90331HMS9	2.800	0.6414	11/25/20	01/27/25	5,000,000.00	5,214,136.02	4,772,300.00	0.954460
Medium Term Corporate Note	WAL-MART STORES	931142EL3	2.850	1.8859	10/01/19	07/08/24	5,000,000.00	5,070,962.89	4,888,300.00	0.977660
<b>Total Count 48</b>			<b>2.423</b>	<b>2.3288</b>			<b>289,015,000.00</b>	<b>287,565,737.25</b>	<b>274,954,256.35</b>	<b>0.951349</b>

Money Market	Issuer	CUSIP	Coupon Rate	Yield Matur	Purchase Date	Maturity Date	Ending Par Val/Shares	Amor Value On 05/31/23	Ending Market Val	Ending Unit Price
Money Market	FIDELITY INVESTMENTS		5.024	5.0241	12/10/90	Open	108,000,000.00	108,000,000.00	108,000,000.00	1.000000
<b>Total Count 1</b>			<b>5.024</b>	<b>5.0241</b>			<b>108,000,000.00</b>	<b>108,000,000.00</b>	<b>108,000,000.00</b>	<b>1.000000</b>

Municipal Bond	Issuer	CUSIP	Coupon Rate	Yield Matur	Purchase Date	Maturity Date	Ending Par Val/Shares	Amor Value On 05/31/23	Ending Market Val	Ending Unit Price
Municipal Bond	ANTELOPE VALLY UNION HIGH	036717MN3	2.396	0.8301	10/30/20	08/01/25	1,775,000.00	1,843,629.46	1,686,214.50	0.949980
Municipal Bond	CHAFFEY COMMUNITY COLLEGE	157432LM5	1.421	0.8621	08/17/21	06/01/26	2,885,000.00	2,940,471.79	2,636,947.70	0.914020
Municipal Bond	CONTRA COSTA CA CMNTY CLG DIST	212204JH5	2.163	3.2901	08/15/22	08/01/27	2,795,000.00	2,664,232.42	2,555,133.10	0.914180
Municipal Bond	COUNTY OF RIVERSIDE CA	76913CAZ2	2.667	2.2601	05/06/20	02/15/25	5,000,000.00	5,039,562.93	4,782,500.00	0.956500
Municipal Bond	COUNTY OF WESTCHESTER NY	95736VAY8	0.750	0.7456	11/05/20	07/01/25	1,940,000.00	1,940,211.60	1,796,983.20	0.926280
Municipal Bond	FRESNO COUNTY CA PENSION OBLG	358266CB8	0.000	3.4071	08/08/22	08/15/24	8,000,000.00	7,472,400.00	7,468,160.00	0.933520
Municipal Bond	GOLDEN STATE TOBACCO	38122NA85	1.600	3.5602	05/13/22	06/01/26	6,300,000.00	5,861,404.16	5,725,188.00	0.908760
Municipal Bond	GOLDEN STATE TOBACCO	38122NA85	1.600	1.3104	10/12/21	06/01/26	2,000,000.00	2,019,750.93	1,817,520.00	0.908760
Municipal Bond	GOLDEN STATE TOBACCO	38122NA93	1.886	3.4943	08/03/22	06/01/27	9,305,000.00	8,686,821.01	8,290,103.65	0.890930
Municipal Bond	KERN COUNTY CA PENSION OBLG	492279CR3	0.000	3.6371	08/11/22	08/15/25	15,000,000.00	13,457,250.00	13,368,600.00	0.891240
Municipal Bond	LOS ALTOS SCHOOL DIST	544290JH3	1.000	0.5501	06/10/21	10/01/24	5,000,000.00	5,033,555.16	4,730,000.00	0.946000
Municipal Bond	LOS ANGELES UNIFIED SCHOOL DIST	544647FB1	1.245	1.3763	01/28/22	07/01/25	3,355,000.00	3,344,212.71	3,104,515.70	0.925340
Municipal Bond	LOS ANGELES UNIFIED SCHOOL DIST	544646A77	5.720	4.2754	06/16/22	05/01/27	13,500,000.00	14,264,800.28	13,937,400.00	1.032400
Municipal Bond	MARIN CA CMNTY CLG DIST	56781RKE6	0.930	3.2502	08/15/22	08/01/27	3,155,000.00	2,850,839.48	2,745,544.10	0.870220
Municipal Bond	MASSACHUSETTS ST SPST OBLG	576004GV1	3.560	3.5600	08/30/22	07/15/23	10,000,000.00	10,000,000.00	9,976,600.00	0.997660
Municipal Bond	NEW YORK STATE DORMITORY	64990FD43	0.887	0.8870	06/23/21	03/15/25	1,650,000.00	1,650,000.00	1,542,403.50	0.934790
Municipal Bond	NEW YORK STATE URBAN DEV	64985TAY7	2.020	2.0200	10/30/19	03/15/24	5,000,000.00	5,000,000.00	4,865,450.00	0.973090
Municipal Bond	STATE OF CALIFORNIA	13063DDG0	2.250	2.8401	01/22/19	10/01/23	5,000,000.00	4,985,453.21	4,945,900.00	0.989180
Municipal Bond	STATE OF CALIFORNIA	13063DLZ9	3.000	2.5002	05/01/19	04/01/24	5,000,000.00	5,024,531.14	4,905,100.00	0.981020
Municipal Bond	STATE OF CALIFORNIA	13063DRD2	2.375	1.0560	10/04/21	10/01/26	9,900,000.00	10,347,531.46	9,241,452.00	0.933480
Municipal Bond	STATE OF CALIFORNIA	13063DC48	1.700	3.9381	02/07/23	02/01/28	10,000,000.00	8,999,033.33	8,835,700.00	0.883570
Municipal Bond	STATE OF CONNECTICUT	20772KAK5	3.750	4.0152	01/24/23	01/15/28	10,000,000.00	9,890,775.00	9,695,900.00	0.969590
Municipal Bond	STATE OF HAWAII	419792G26	1.283	3.6003	09/12/22	08/01/26	9,000,000.00	8,319,897.84	8,150,760.00	0.905640
Municipal Bond	STATE OF HAWAII	419792YR1	0.893	0.8930	08/20/21	08/01/26	6,400,000.00	6,400,000.00	5,723,328.00	0.894270

Municipal Bond	STATE OF HAWAII	419792G34	1.535	3.9180	02/02/23	08/01/27	5,000,000.00	4,513,263.19	4,513,050.00	0.902610
Municipal Bond	STATE OF NEW YORK	649791PS3	2.360	3.3081	05/04/22	02/15/27	7,000,000.00	6,753,245.44	6,469,260.00	0.924180
Municipal Bond	TEXAS A&M UNIVERSITY	88213ALV5	2.877	1.0002	05/15/20	05/15/25	3,000,000.00	3,111,214.44	2,891,400.00	0.963800
Municipal Bond	UNIVERSITY OF CALIFORNIA	91412HGE7	0.883	0.4113	02/02/21	05/15/25	5,000,000.00	5,046,931.01	4,646,000.00	0.929200
Municipal Bond	UNIVERSITY OF CALIFORNIA	91412GU94	3.063	3.0951	05/18/22	07/01/25	8,800,000.00	8,793,247.01	8,522,272.00	0.968440
<b>Total Count 29</b>			<b>2.161</b>	<b>2.8363</b>			<b>180,760,000.00</b>	<b>176,254,265.00</b>	<b>169,569,385.45</b>	<b>0.938091</b>

State Pool	Issuer	CUSIP	Coupon Rate	Yield Matur	Purchase Date	Maturity Date	Ending Par Val/Shares	Amor Value On 05/31/23	Ending Market Val	Ending Unit Price
State Pool	STATE OF CALIFORNIA		3.100	3.1000	01/01/88	Open	9,722,879.27	9,722,879.27	9,722,879.27	1.000000
State Pool	STATE OF CALIFORNIA		3.100	3.1000	11/30/01	Open	5,638,329.92	5,638,329.92	5,638,329.92	1.000000
<b>Total Count 2</b>			<b>3.100</b>	<b>3.1000</b>			<b>15,361,209.19</b>	<b>15,361,209.19</b>	<b>15,361,209.19</b>	<b>1.000000</b>

Step Up Note	Issuer	CUSIP	Coupon Rate	Yield Matur	Purchase Date	Maturity Date	Ending Par Val/Shares	Amor Value On 05/31/23	Ending Market Val	Ending Unit Price
Step Up Note	FED HOME LOAN BANK	3130AMQW5	0.550	0.3500	06/16/21	12/16/24	10,000,000.00	10,000,000.00	9,322,300.00	0.932230
<b>Total Count 1</b>			<b>0.550</b>	<b>0.3500</b>			<b>10,000,000.00</b>	<b>10,000,000.00</b>	<b>9,322,300.00</b>	<b>0.932230</b>

Supranational	Issuer	CUSIP	Coupon Rate	Yield Matur	Purchase Date	Maturity Date	Ending Par Val/Shares	Amor Value On 05/31/23	Ending Market Val	Ending Unit Price
Supranational	INTER AMERICAN DEVELOPMNT BANK	4581XoDPo	0.250	4.7132	01/10/23	11/15/23	5,000,000.00	4,890,988.03	4,882,550.00	0.976510
Supranational	INTER AMERICAN DEVELOPMNT BANK	4581XoCF3	3.000	0.2411	02/01/21	02/21/24	5,000,000.00	5,137,698.08	4,915,700.00	0.983140
Supranational	INTER AMERICAN DEVELOPMNT BANK	4581XoDK1	1.750	0.5597	05/13/21	03/14/25	5,000,000.00	5,118,203.38	4,757,950.00	0.951590
Supranational	INTL BK RECON & DEVELOP	45906M2L4	0.650	0.7336	07/30/21	02/24/26	5,000,000.00	4,987,614.22	4,529,100.00	0.905820
Supranational	INTL BK RECON & DEVELOP	459058JT1	0.850	2.0199	02/18/22	02/10/27	3,600,000.00	3,438,939.27	3,196,224.00	0.887840
Supranational	INTL BK RECON & DEVELOP	459058JT1	0.850	2.9983	05/18/22	02/10/27	6,000,000.00	5,546,129.24	5,327,040.00	0.887840
<b>Total Count 6</b>			<b>1.253</b>	<b>1.8667</b>			<b>29,600,000.00</b>	<b>29,119,572.22</b>	<b>27,608,564.00</b>	<b>0.932722</b>

Treasury Note	Issuer	CUSIP	Coupon Rate	Yield Matur	Purchase Date	Maturity Date	Ending Par Val/Shares	Amor Value On 05/31/23	Ending Market Val	Ending Unit Price
Treasury Note	U.S. TREASURY	91282CAF8	0.125	0.2500	06/23/21	08/15/23	10,000,000.00	9,993,757.80	9,893,100.00	0.989310
Treasury Note	U.S. TREASURY	9128284X5	2.750	1.6374	12/31/19	08/31/23	5,000,000.00	5,027,588.51	4,968,350.00	0.993670
Treasury Note	U.S. TREASURY	912828XX3	2.000	1.5701	10/18/19	06/30/24	5,000,000.00	5,031,743.77	4,835,750.00	0.967150
Treasury Note	U.S. TREASURY	912828YM6	1.500	2.8243	04/25/22	10/31/24	10,000,000.00	9,806,833.53	9,550,800.00	0.955080
Treasury Note	U.S. TREASURY	912828G38	2.250	1.6900	12/31/19	11/15/24	5,000,000.00	5,041,300.07	4,822,650.00	0.964530
Treasury Note	U.S. TREASURY	912828R36	1.625	2.8580	05/16/22	05/15/26	10,000,000.00	9,647,908.36	9,327,700.00	0.932770
Treasury Note	U.S. TREASURY	91282CCP4	0.625	0.6223	08/03/21	07/31/26	5,000,000.00	5,000,461.65	4,501,750.00	0.900350
Treasury Note	U.S. TREASURY	91282CFB2	2.750	3.7212	01/31/23	07/31/27	10,000,000.00	9,601,000.00	9,566,000.00	0.956600
<b>Total Count 8</b>			<b>1.630</b>	<b>2.0500</b>			<b>60,000,000.00</b>	<b>59,150,593.69</b>	<b>57,466,100.00</b>	<b>0.957768</b>

US Sovereign Bond Guarantee	Issuer	CUSIP	Coupon Rate	Yield Matur	Purchase Date	Maturity Date	Ending Par Val/Shares	Amor Value On 05/31/23	Ending Market Val	Ending Unit Price
US Sovereign Bond Guarantee	AID-ISRAEL	46513EGV8	5.500	2.5770	02/28/19	12/04/23	4,815,000.00	4,953,067.39	4,817,263.05	1.000470
<b>Total Count 1</b>			<b>5.500</b>	<b>2.5770</b>			<b>4,815,000.00</b>	<b>4,953,067.39</b>	<b>4,817,263.05</b>	<b>1.000470</b>

<b>Investment Total</b>			<b>2.363</b>	<b>2.4450</b>			<b>1,150,501,209.19</b>	<b>1,143,854,395.57</b>	<b>1,096,660,888.54</b>	<b>0.953203</b>
-------------------------	--	--	--------------	---------------	--	--	-------------------------	-------------------------	-------------------------	-----------------