

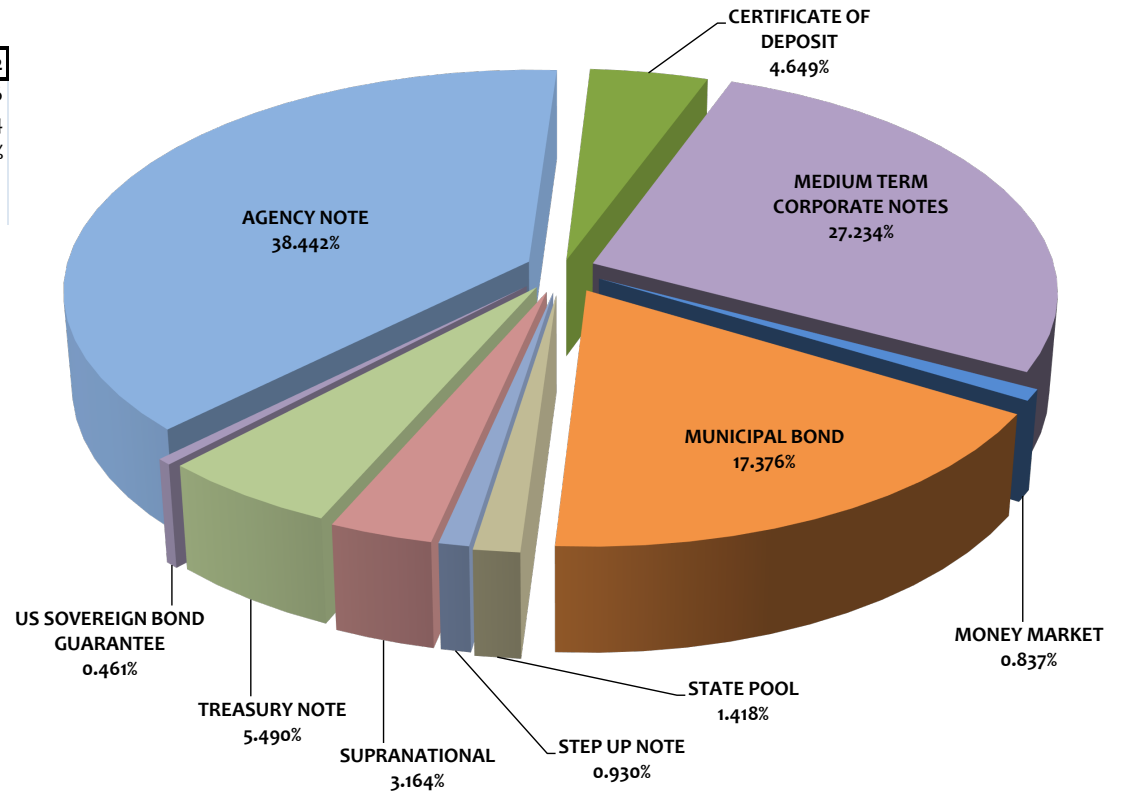
ASSET ALLOCATION

| Assets | Current Par Value | Current Book Value | Market Value | Mkt/Book | Yield to Maturity |
|-----------------------------|------------------------|------------------------|------------------------|---------------|-------------------|
| AGENCY NOTE | \$412,950,000 | \$413,438,429 | \$392,773,420 | 95.00% | 1.83% |
| CERTIFICATE OF DEPOSIT | 50,000,000 | 50,000,000 | 48,313,270 | 96.63% | 2.27% |
| MEDIUM TERM CORPORATE NOTES | 294,015,000 | 292,895,880 | 279,664,980 | 95.48% | 2.29% |
| MONEY MARKET | 9,000,000 | 9,000,000 | 9,000,000 | 100.00% | 4.77% |
| MUNICIPAL BOND | 191,260,000 | 186,882,388 | 180,353,405 | 96.51% | 2.78% |
| STATE POOL | 15,255,755 | 15,255,755 | 15,255,755 | 100.00% | 2.87% |
| STEP UP NOTE | 10,000,000 | 10,000,000 | 9,379,300 | 93.79% | 0.35% |
| SUPRANATIONAL | 34,600,000 | 34,024,841 | 32,612,362 | 95.85% | 1.98% |
| TREASURY NOTE | 60,000,000 | 59,045,704 | 57,538,300 | 97.45% | 2.05% |
| US SOVEREIGN BOND GUARANTEE | 4,815,000 | 4,953,067 | 4,831,371 | 97.54% | 2.58% |
| Totals | \$1,081,895,755 | \$1,075,496,064 | \$1,029,722,164 | 95.74% | 2.18% |

Portfolio Breakdown & Statistics

| | March 31, 2023 | March 31, 2022 |
|--------------------------------|-----------------|----------------|
| AMORTIZED COST | \$1,075,496,064 | \$843,227,276 |
| AVERAGE DAYS TO MATURITY | 875 | 834 |
| CURRENT MONTH RETURN ON INVEST | 1.00% | 1.18% |
| EARNED INTEREST-CURR MONTH | \$918,025 | \$836,446 |
| EARNED INTEREST - FISCAL YTD | \$13,906,831 | \$7,702,104 |

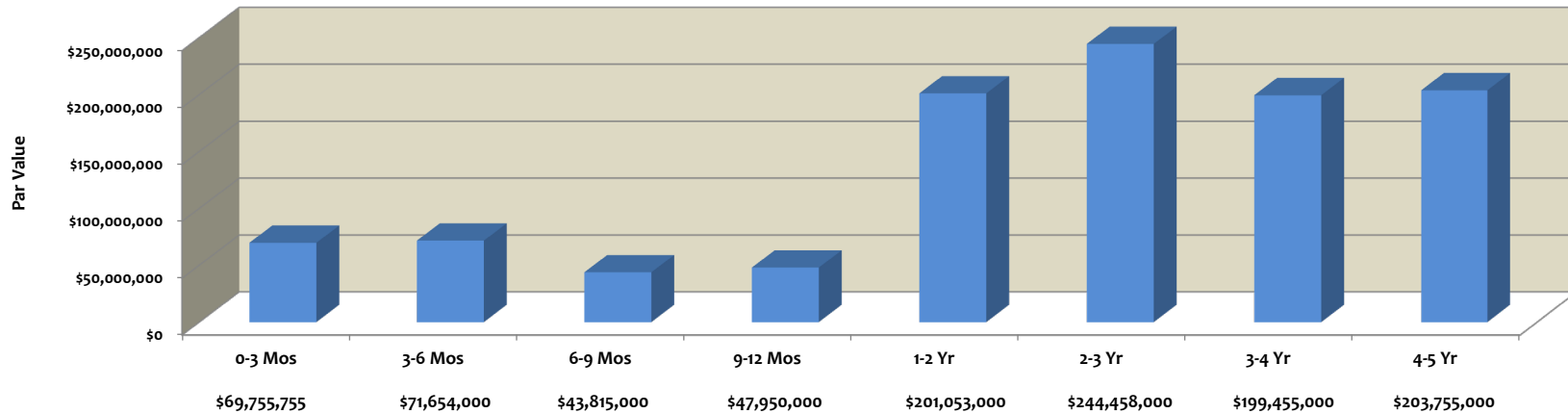
Pooled Portfolio Composition by Book Value





| MATURITY DISTRIBUTION | | | | | | | | | |
|-----------------------------|---------------------|---------------------|---------------------|---------------------|----------------------|----------------------|----------------------|----------------------|------------------------|
| Current Par Value | 0-3 Mos | 3-6 Mos | 6-9 Mos | 9-12 Mos | 1-2 Yr | 2-3 Yr | 3-4 Yr | 4-5 Yr | Totals |
| AGENCY NOTE | 10,000,000.00 | 22,000,000.00 | 15,000,000.00 | 15,000,000.00 | 60,000,000.00 | 145,550,000.00 | 70,400,000.00 | 75,000,000.00 | \$ 412,950,000.00 |
| MEDIUM TERM CORPORATE NOTES | 20,000,000.00 | 19,654,000.00 | 14,000,000.00 | 7,950,000.00 | 71,403,000.00 | 55,038,000.00 | 50,970,000.00 | 55,000,000.00 | \$ 294,015,000.00 |
| MONEY MARKET | 9,000,000.00 | | | | | | | | \$ 9,000,000.00 |
| STATE POOL | 15,255,755.46 | | | | | | | | \$ 15,255,755.46 |
| TREASURY NOTE | | 15,000,000.00 | | | 20,000,000.00 | | 15,000,000.00 | 10,000,000.00 | \$ 60,000,000.00 |
| CERTIFICATE OF DEPOSIT | | 5,000,000.00 | | 10,000,000.00 | 15,000,000.00 | | 10,000,000.00 | 10,000,000.00 | \$ 50,000,000.00 |
| MUNICIPAL BOND | 10,500,000.00 | 10,000,000.00 | 5,000,000.00 | 10,000,000.00 | 19,650,000.00 | 38,870,000.00 | 43,485,000.00 | 53,755,000.00 | \$ 191,260,000.00 |
| SUPRANATIONAL | 5,000,000.00 | | 5,000,000.00 | 5,000,000.00 | 5,000,000.00 | 5,000,000.00 | 9,600,000.00 | | \$ 34,600,000.00 |
| STEP UP NOTE | | | | | 10,000,000.00 | | | | \$ 10,000,000.00 |
| US SOVEREIGN BOND GUARANTEE | | | 4,815,000.00 | | | | | | \$ 4,815,000.00 |
| Totals | \$69,755,755 | \$71,654,000 | \$43,815,000 | \$47,950,000 | \$201,053,000 | \$244,458,000 | \$199,455,000 | \$203,755,000 | \$1,081,895,755 |
| % of Portfolio | 6.45% | 6.62% | 4.05% | 4.43% | 18.58% | 22.60% | 18.44% | 18.83% | 100.00% |

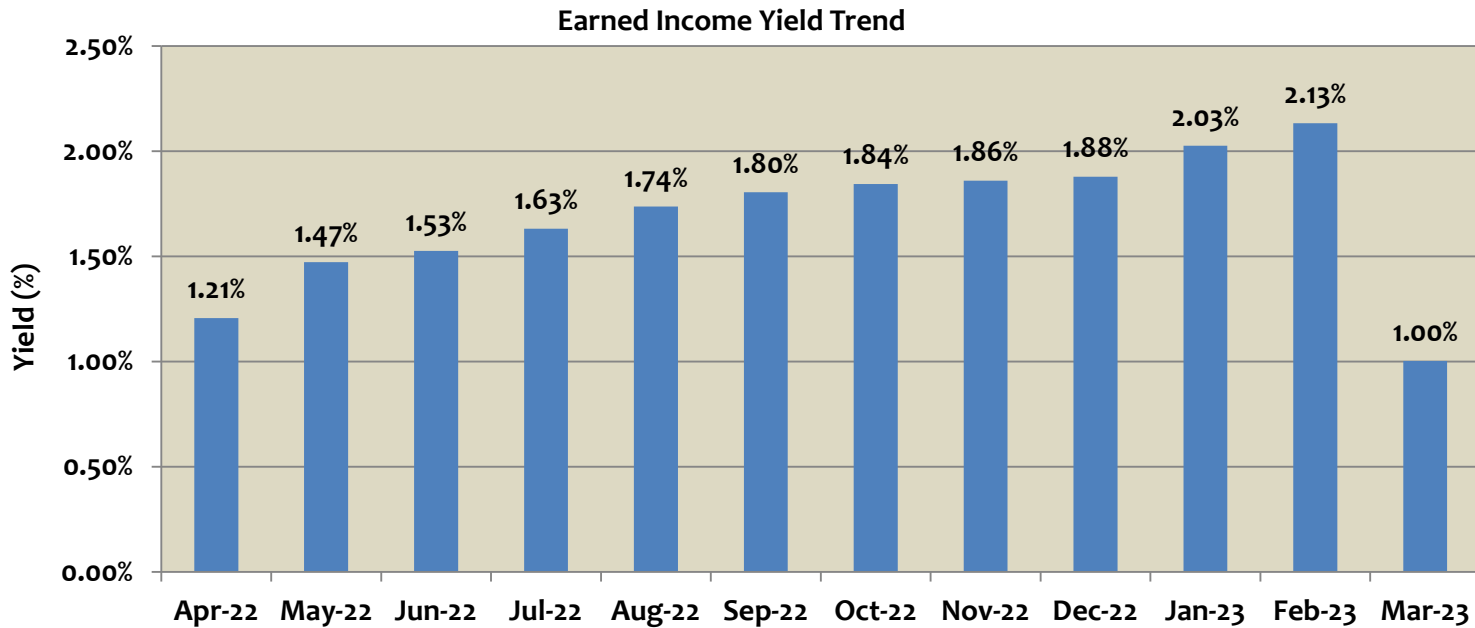
Maturity Distribution
March 31, 2023





PORTFOLIO - EARNED INCOME YIELD

| Month | Earned Income Yield |
|--------|---------------------|
| Apr-22 | 1.21% |
| May-22 | 1.47% |
| Jun-22 | 1.53% |
| Jul-22 | 1.63% |
| Aug-22 | 1.74% |
| Sep-22 | 1.80% |
| Oct-22 | 1.84% |
| Nov-22 | 1.86% |
| Dec-22 | 1.88% |
| Jan-23 | 2.03% |
| Feb-23 | 2.13% |
| Mar-23 | 1.00% |



In accordance with State Law, the Finance Director certifies that the securities held in the City Investment Portfolio, comply with City policies. The Finance Director further certifies that the City has Operating Funds available to meet its expenditure requirements for the next six months.

Amortized Cost - the total amount at which investments are carried on the City books. This amount includes the amortization and accretion of premiums and discounts, respectively.

Market Value - the total amount at which investments are being sold in the market. Market prices are provided by the Bank of New York.

Maturity Value - (also referred to as "par value") the total amount of the face or stated value of the investments at maturity.

Average Days to Maturity - the average time in days left in the maturity of the investments.

Monthly Yield - the rate of return on investments as expressed in a percentage.

Earned Interest - the amount of income realized by all investments.

POOLED INVESTMENT AT MARCH 31, 2023 - PORTFOLIO POSITION DETAIL

| Agency Note | Issuer | CUSIP | Coupon Rate | Yield Matur | Purchase Date | Maturity Date | Ending Par Val/Shares | Amor Value On 03/31/23 | Ending Market Val | Ending Unit Price |
|-------------|-----------------------------|-----------|-------------|-------------|---------------|---------------|-----------------------|------------------------|-------------------|-------------------|
| Agency Note | FARMER MAC | 31422XAT9 | 0.520 | 0.5200 | 03/02/21 | 12/15/25 | 5,000,000.00 | 5,000,000.00 | 4,526,650.00 | 0.905330 |
| Agency Note | FARMER MAC | 31422XLY6 | 0.900 | 0.9000 | 09/01/21 | 09/01/26 | 5,000,000.00 | 5,000,000.00 | 4,495,750.00 | 0.899150 |
| Agency Note | FARMER MAC | 31422XUU4 | 2.000 | 2.0000 | 02/25/22 | 02/25/27 | 10,000,000.00 | 10,000,000.00 | 9,349,500.00 | 0.934950 |
| Agency Note | FED AG MORTGAGE CORPORATION | 31422XMT6 | 0.930 | 0.9300 | 09/21/21 | 09/21/26 | 5,000,000.00 | 5,000,000.00 | 4,493,750.00 | 0.898750 |
| Agency Note | FED FARM CREDIT BANK | 3133ENXP0 | 2.100 | 2.0000 | 05/26/22 | 05/25/23 | 10,000,000.00 | 10,004,949.49 | 9,960,500.00 | 0.996050 |
| Agency Note | FED FARM CREDIT BANK | 3133ENF21 | 3.150 | 3.2835 | 08/09/22 | 08/08/23 | 12,000,000.00 | 11,992,119.23 | 11,922,000.00 | 0.993500 |
| Agency Note | FED FARM CREDIT BANK | 3133EL3E2 | 0.320 | 0.3200 | 08/10/20 | 08/10/23 | 5,000,000.00 | 5,000,000.00 | 4,919,650.00 | 0.983930 |
| Agency Note | FED FARM CREDIT BANK | 3133EMN81 | 0.310 | 0.3100 | 06/29/21 | 12/29/23 | 5,000,000.00 | 5,000,000.00 | 4,833,350.00 | 0.966670 |
| Agency Note | FED FARM CREDIT BANK | 3133EKBW5 | 2.610 | 2.6100 | 02/27/19 | 02/27/24 | 5,000,000.00 | 5,000,000.00 | 4,905,600.00 | 0.981120 |
| Agency Note | FED FARM CREDIT BANK | 3133ELQ56 | 0.570 | 0.5700 | 07/02/20 | 07/02/24 | 5,000,000.00 | 5,000,000.00 | 4,748,100.00 | 0.949620 |
| Agency Note | FED FARM CREDIT BANK | 3133EKA63 | 1.600 | 1.6000 | 08/16/19 | 08/16/24 | 10,000,000.00 | 10,000,000.00 | 9,630,300.00 | 0.963030 |
| Agency Note | FED FARM CREDIT BANK | 3133EKP75 | 1.600 | 1.4076 | 10/04/19 | 09/17/24 | 5,000,000.00 | 5,014,227.65 | 4,805,800.00 | 0.961160 |
| Agency Note | FED FARM CREDIT BANK | 3133EMK92 | 0.580 | 0.5800 | 06/23/21 | 06/23/25 | 5,000,000.00 | 5,000,000.00 | 4,622,250.00 | 0.924450 |
| Agency Note | FED FARM CREDIT BANK | 3133ELZ80 | 0.580 | 0.5800 | 07/29/20 | 07/29/25 | 5,000,000.00 | 5,000,000.00 | 4,584,800.00 | 0.916960 |
| Agency Note | FED FARM CREDIT BANK | 3133EMAU6 | 0.500 | 0.5000 | 09/22/20 | 09/22/25 | 10,000,000.00 | 10,000,000.00 | 9,159,100.00 | 0.915910 |
| Agency Note | FED FARM CREDIT BANK | 3133EMCP5 | 0.520 | 0.5301 | 10/14/20 | 10/14/25 | 5,000,000.00 | 4,998,492.06 | 4,573,800.00 | 0.914760 |
| Agency Note | FED FARM CREDIT BANK | 3133EMSU7 | 0.800 | 0.8000 | 03/09/21 | 03/09/26 | 5,000,000.00 | 5,000,000.00 | 4,542,050.00 | 0.908410 |
| Agency Note | FED FARM CREDIT BANK | 3133ENUDO | 2.640 | 3.0001 | 05/04/22 | 04/08/26 | 10,000,000.00 | 9,881,209.27 | 9,596,500.00 | 0.959650 |
| Agency Note | FED FARM CREDIT BANK | 3133ENFN5 | 1.540 | 1.5400 | 11/30/21 | 11/30/26 | 10,000,000.00 | 10,000,000.00 | 9,107,700.00 | 0.910770 |
| Agency Note | FED FARM CREDIT BANK | 3133ENHA1 | 1.500 | 1.5000 | 12/14/21 | 12/14/26 | 10,000,000.00 | 10,000,000.00 | 9,073,100.00 | 0.907310 |
| Agency Note | FED FARM CREDIT BANK | 3133ENL99 | 3.375 | 3.4769 | 09/15/22 | 09/15/27 | 10,000,000.00 | 9,957,888.48 | 9,777,400.00 | 0.977740 |
| Agency Note | FED HOME LOAN BANK | 3130AFRW9 | 2.700 | 2.5516 | 02/26/19 | 08/28/23 | 5,000,000.00 | 5,003,663.20 | 4,959,050.00 | 0.991810 |
| Agency Note | FED HOME LOAN BANK | 3130ANES5 | 0.265 | 0.2650 | 07/29/21 | 12/29/23 | 10,000,000.00 | 10,000,000.00 | 9,663,400.00 | 0.966340 |
| Agency Note | FED HOME LOAN BANK | 3130AB3H7 | 2.375 | 0.8307 | 03/16/20 | 03/08/24 | 5,000,000.00 | 5,076,735.49 | 4,898,500.00 | 0.979700 |
| Agency Note | FED HOME LOAN BANK | 3130AoXE5 | 3.250 | 2.5800 | 03/08/19 | 03/08/24 | 5,000,000.00 | 5,032,861.86 | 4,931,950.00 | 0.986390 |
| Agency Note | FED HOME LOAN BANK | 3130AKWZ5 | 0.220 | 0.2200 | 02/24/21 | 05/24/24 | 5,000,000.00 | 5,000,000.00 | 4,749,650.00 | 0.949930 |
| Agency Note | FED HOME LOAN BANK | 3130AN3D0 | 0.450 | 0.4500 | 06/28/21 | 05/24/24 | 10,000,000.00 | 10,000,000.00 | 9,524,600.00 | 0.952460 |
| Agency Note | FED HOME LOAN BANK | 3130A2UW4 | 2.875 | 1.6639 | 10/24/19 | 09/13/24 | 5,000,000.00 | 5,089,345.10 | 4,901,900.00 | 0.980380 |
| Agency Note | FED HOME LOAN BANK | 3130APMK8 | 0.750 | 0.7500 | 11/16/21 | 09/16/24 | 10,000,000.00 | 10,000,000.00 | 9,467,200.00 | 0.946720 |
| Agency Note | FED HOME LOAN BANK | 3130A3GE8 | 2.750 | 1.7080 | 12/13/19 | 12/13/24 | 5,000,000.00 | 5,102,008.34 | 4,866,750.00 | 0.973350 |
| Agency Note | FED HOME LOAN BANK | 3130AKMR4 | 0.330 | 0.3300 | 01/28/21 | 01/15/25 | 5,000,000.00 | 5,000,000.00 | 4,640,350.00 | 0.928070 |
| Agency Note | FED HOME LOAN BANK | 3130ALZV9 | 0.680 | 0.6800 | 04/29/21 | 04/29/25 | 5,000,000.00 | 5,000,000.00 | 4,657,950.00 | 0.931590 |
| Agency Note | FED HOME LOAN BANK | 3130AMX23 | 0.900 | 0.9000 | 06/30/21 | 12/30/25 | 6,550,000.00 | 6,550,000.00 | 6,006,874.00 | 0.917080 |
| Agency Note | FED HOME LOAN BANK | 3130AKN85 | 0.550 | 0.5652 | 01/20/21 | 01/20/26 | 5,000,000.00 | 4,997,737.31 | 4,530,250.00 | 0.906050 |
| Agency Note | FED HOME LOAN BANK | 3130AKPL4 | 0.550 | 0.5500 | 01/28/21 | 01/28/26 | 5,000,000.00 | 5,000,000.00 | 4,547,500.00 | 0.909500 |
| Agency Note | FED HOME LOAN BANK | 3130AKPC4 | 0.600 | 0.6000 | 01/28/21 | 01/28/26 | 5,000,000.00 | 5,000,000.00 | 4,534,150.00 | 0.906830 |
| Agency Note | FED HOME LOAN BANK | 3130AS3R8 | 3.230 | 3.2300 | 05/26/22 | 02/26/26 | 10,000,000.00 | 10,000,000.00 | 9,677,900.00 | 0.967790 |
| Agency Note | FED HOME LOAN BANK | 3130ALV92 | 1.050 | 0.9484 | 04/01/21 | 03/30/26 | 5,000,000.00 | 4,998,491.59 | 4,596,000.00 | 0.919200 |
| Agency Note | FED HOME LOAN BANK | 3130ALYB4 | 0.700 | 1.1449 | 04/28/21 | 04/28/26 | 5,000,000.00 | 5,000,000.00 | 4,589,400.00 | 0.917880 |
| Agency Note | FED HOME LOAN BANK | 3130AMTW2 | 0.500 | 0.8273 | 06/30/21 | 06/30/26 | 5,000,000.00 | 5,000,000.00 | 4,528,100.00 | 0.905620 |
| Agency Note | FED HOME LOAN BANK | 3130AMWm0 | 1.050 | 0.9375 | 06/30/21 | 06/30/26 | 5,000,000.00 | 5,000,000.00 | 4,565,900.00 | 0.913180 |
| Agency Note | FED HOME LOAN BANK | 3130AMZN5 | 0.750 | 1.0448 | 06/30/21 | 06/30/26 | 5,000,000.00 | 5,000,000.00 | 4,551,900.00 | 0.910380 |
| Agency Note | FED HOME LOAN BANK | 3130ANBS8 | 0.930 | 0.9300 | 07/29/21 | 07/29/26 | 5,400,000.00 | 5,400,000.00 | 4,875,336.00 | 0.902840 |
| Agency Note | FED HOME LOAN BANK | 3130ANLZ1 | 0.900 | 0.9000 | 08/26/21 | 08/26/26 | 5,000,000.00 | 5,000,000.00 | 4,499,800.00 | 0.899960 |
| Agency Note | FED HOME LOAN BANK | 3130ASH51 | 4.125 | 4.1250 | 06/29/22 | 06/29/27 | 10,000,000.00 | 10,000,000.00 | 9,779,400.00 | 0.977940 |
| Agency Note | FED HOME LOAN BANK | 3130AURW6 | 3.700 | 3.7000 | 02/02/23 | 02/02/28 | 15,000,000.00 | 15,000,000.00 | 15,000,000.00 | 1.000000 |
| Agency Note | FED HOME LOAN BANK | 3130AURX4 | 3.660 | 3.6600 | 02/08/23 | 02/08/28 | 15,000,000.00 | 15,000,000.00 | 14,901,000.00 | 0.993400 |
| Agency Note | FED HOME LOAN BANK | 3130ATS57 | 4.500 | 3.7601 | 03/14/23 | 03/10/28 | 10,000,000.00 | 10,338,700.00 | 10,316,400.00 | 1.031640 |
| Agency Note | FED HOME LOAN MORT CORP | 3134GXVK7 | 2.900 | 2.9000 | 05/31/22 | 05/30/25 | 10,000,000.00 | 10,000,000.00 | 9,700,100.00 | 0.970010 |

| | | | | | | | | | | |
|-----------------------|----------------------------|-----------|--------------|---------------|----------|----------|-----------------------|-----------------------|-----------------------|-----------------|
| Agency Note | FED HOME LOAN MORT CORP | 3136G4YP2 | 0.720 | 0.7200 | 07/09/20 | 07/09/25 | 5,000,000.00 | 5,000,000.00 | 4,607,600.00 | 0.921520 |
| Agency Note | FED HOME LOAN MORT CORP | 3134GXCH5 | 0.600 | 0.6000 | 11/25/20 | 11/25/25 | 5,000,000.00 | 5,000,000.00 | 4,543,100.00 | 0.908620 |
| Agency Note | FED HOME LOAN MORT CORP | 3134GXUG7 | 3.320 | 3.3200 | 05/25/22 | 11/25/25 | 14,000,000.00 | 14,000,000.00 | 13,577,060.00 | 0.969790 |
| Agency Note | FED HOME LOAN MORT CORP | 3134GYJ37 | 4.958 | 4.9579 | 02/28/23 | 10/28/27 | 15,000,000.00 | 15,000,000.00 | 14,964,900.00 | 0.997660 |
| Agency Note | FEDERAL NAT MORTGAGE ASSOC | 3135GA6K2 | 0.500 | 0.5000 | 12/30/20 | 06/30/25 | 5,000,000.00 | 5,000,000.00 | 4,611,550.00 | 0.922310 |
| Agency Note | FEDERAL NAT MORTGAGE ASSOC | 3136G4ZR7 | 0.700 | 0.7000 | 07/21/20 | 07/21/25 | 5,000,000.00 | 5,000,000.00 | 4,625,350.00 | 0.925070 |
| Agency Note | FEDERAL NAT MORTGAGE ASSOC | 3136G4N82 | 0.490 | 0.4900 | 08/21/20 | 08/21/25 | 10,000,000.00 | 10,000,000.00 | 9,182,600.00 | 0.918260 |
| Agency Note | FEDERAL NAT MORTGAGE ASSOC | 3135GA3W9 | 0.600 | 0.6000 | 11/25/20 | 11/25/25 | 5,000,000.00 | 5,000,000.00 | 4,572,300.00 | 0.914460 |
| Total Count 57 | | | 1.880 | 1.8261 | | | 412,950,000.00 | 413,438,429.07 | 392,773,420.00 | 0.951140 |

| Certificate of Deposit | Issuer | CUSIP | Coupon | Yield | Purchase | Maturity | Ending | Amor Value On | Ending | Ending |
|------------------------|------------------|-----------|--------------|---------------|----------|----------|----------------------|----------------------|----------------------|-----------------|
| | | | Rate | Matur | Date | Date | Par Val/Shares | 03/31/23 | Market Val | Unit Price |
| Certificate of Deposit | GOLDMAN SACHS | 38149MYT4 | 0.350 | 0.3500 | 08/25/21 | 08/25/23 | 5,000,000.00 | 5,000,000.00 | 4,903,822.45 | 0.980764 |
| Certificate of Deposit | JP MORGAN CHASE | 48128WPR0 | 2.650 | 2.6500 | 04/08/22 | 04/08/27 | 10,000,000.00 | 10,000,000.00 | 9,567,546.90 | 0.956755 |
| Certificate of Deposit | MORGAN STANLEY | 61768EBM4 | 1.650 | 1.6500 | 03/05/20 | 03/05/24 | 5,000,000.00 | 5,000,000.00 | 4,835,994.50 | 0.967199 |
| Certificate of Deposit | MORGAN STANLEY | 61690ULQ1 | 1.950 | 1.9711 | 10/10/19 | 10/10/24 | 5,000,000.00 | 5,000,000.00 | 4,785,688.30 | 0.957138 |
| Certificate of Deposit | MORGAN STANLEY | 61690UMT4 | 1.950 | 1.9711 | 10/31/19 | 10/31/24 | 5,000,000.00 | 5,000,000.00 | 4,783,438.90 | 0.956688 |
| Certificate of Deposit | MORGAN STANLEY | 61768EAQ6 | 1.800 | 1.8000 | 02/20/20 | 02/20/25 | 5,000,000.00 | 5,000,000.00 | 4,750,006.50 | 0.950001 |
| Certificate of Deposit | MORGAN STANLEY | 61690UJ50 | 3.200 | 3.2000 | 05/19/22 | 05/19/26 | 10,000,000.00 | 10,000,000.00 | 9,762,323.50 | 0.976232 |
| Certificate of Deposit | WELLS FARGO BANK | 949763WR3 | 3.350 | 3.3500 | 01/09/19 | 01/09/24 | 1,000,000.00 | 1,000,000.00 | 986,187.57 | 0.986188 |
| Certificate of Deposit | WELLS FARGO BANK | 949763WU6 | 3.200 | 3.2000 | 01/18/19 | 01/18/24 | 4,000,000.00 | 4,000,000.00 | 3,938,261.68 | 0.984565 |
| Total Count 9 | | | 2.263 | 2.2672 | | | 50,000,000.00 | 50,000,000.00 | 48,313,270.30 | 0.966265 |

| Medium Term Corporate Note | Issuer | CUSIP | Coupon | Yield | Purchase | Maturity | Ending | Amor Value On | Ending | Ending |
|----------------------------|----------------------------|-----------|--------|--------|----------|----------|----------------|---------------|---------------|------------|
| | | | Rate | Matur | Date | Date | Par Val/Shares | 03/31/23 | Market Val | Unit Price |
| Medium Term Corporate Note | AIG GLOBAL FUNDING | 00138CAS7 | 0.650 | 0.7000 | 06/22/21 | 06/17/24 | 4,970,000.00 | 4,966,298.44 | 4,711,112.70 | 0.947910 |
| Medium Term Corporate Note | APPLE INC | 037833CU2 | 2.850 | 2.6366 | 05/21/19 | 05/11/24 | 5,000,000.00 | 5,015,593.84 | 4,914,100.00 | 0.982820 |
| Medium Term Corporate Note | APPLE INC | 037833BZ2 | 2.450 | 3.3250 | 05/04/22 | 08/04/26 | 10,000,000.00 | 9,713,133.36 | 9,512,000.00 | 0.951200 |
| Medium Term Corporate Note | BANK OF AMERICA | 06053FAA7 | 4.100 | 0.3500 | 07/01/21 | 07/24/23 | 4,654,000.00 | 4,741,110.06 | 4,633,801.64 | 0.995660 |
| Medium Term Corporate Note | BANK OF AMERICA | 06048WM31 | 1.250 | 1.2500 | 05/28/21 | 05/28/26 | 5,000,000.00 | 5,000,000.00 | 4,308,200.00 | 0.861640 |
| Medium Term Corporate Note | BANK OF AMERICA | 06048WM31 | 1.250 | 1.2500 | 05/28/21 | 05/28/26 | 5,000,000.00 | 5,000,000.00 | 4,308,200.00 | 0.861640 |
| Medium Term Corporate Note | BANK OF AMERICA | 06048WP20 | 1.250 | 1.2500 | 09/24/21 | 09/24/26 | 5,000,000.00 | 5,000,000.00 | 4,410,900.00 | 0.882180 |
| Medium Term Corporate Note | BANK OF NEW YORK | 06040HCS6 | 3.650 | 3.1079 | 03/01/19 | 02/04/24 | 2,950,000.00 | 2,965,625.93 | 2,909,231.00 | 0.986180 |
| Medium Term Corporate Note | BANK OF NEW YORK | 06406RBA4 | 2.050 | 2.2980 | 02/22/22 | 02/06/27 | 5,000,000.00 | 4,952,866.60 | 4,507,200.00 | 0.901440 |
| Medium Term Corporate Note | CATERPILLAR FINL SVCS CORP | 14913R2L0 | 0.450 | 1.1400 | 01/28/22 | 05/17/24 | 5,000,000.00 | 4,948,834.90 | 4,771,200.00 | 0.954240 |
| Medium Term Corporate Note | CIT GROUP HOLDINGS INC | 17330PC64 | 4.000 | 4.0000 | 06/16/22 | 06/16/25 | 10,000,000.00 | 10,000,000.00 | 9,523,200.00 | 0.952320 |
| Medium Term Corporate Note | CREDIT SUISSE | 22550LD2 | 1.000 | 0.2800 | 02/08/21 | 05/05/23 | 5,000,000.00 | 5,017,974.83 | 4,950,000.00 | 0.990000 |
| Medium Term Corporate Note | EQUITABLE FINANCIAL LIFE | 29449WAC1 | 0.500 | 0.8801 | 12/13/21 | 11/17/23 | 5,000,000.00 | 4,981,121.14 | 4,845,050.00 | 0.969010 |
| Medium Term Corporate Note | EXXON MOBIL CORPORATION | 30231GBH4 | 2.992 | 1.3664 | 05/15/20 | 03/19/25 | 5,000,000.00 | 5,159,821.33 | 4,864,300.00 | 0.972860 |
| Medium Term Corporate Note | FLORIDA POWER & LIGHT | 341081FZ5 | 2.850 | 0.9313 | 06/01/20 | 04/01/25 | 5,000,000.00 | 5,236,528.75 | 4,844,550.00 | 0.968910 |
| Medium Term Corporate Note | GUARDIAN LIFE | 40139LBA0 | 1.250 | 4.3658 | 02/07/23 | 11/19/27 | 10,000,000.00 | 8,694,883.33 | 8,592,200.00 | 0.859220 |
| Medium Term Corporate Note | HARVARD PRES & FELLOWS | 740816AJ2 | 2.300 | 2.3860 | 05/24/19 | 10/01/23 | 4,000,000.00 | 3,996,620.33 | 3,948,640.00 | 0.987160 |
| Medium Term Corporate Note | HSBC USA INC | 40434CAD7 | 3.500 | 2.1493 | 10/23/19 | 06/23/24 | 5,000,000.00 | 5,099,164.28 | 4,867,250.00 | 0.973450 |
| Medium Term Corporate Note | JP MORGAN CHASE | 48130UWA9 | 0.750 | 0.7500 | 05/11/21 | 12/11/24 | 5,000,000.00 | 5,000,000.00 | 4,631,350.00 | 0.926270 |
| Medium Term Corporate Note | JP MORGAN CHASE | 46632FRU1 | 0.700 | 0.7000 | 01/22/21 | 01/22/26 | 5,000,000.00 | 5,000,000.00 | 4,371,050.00 | 0.874210 |
| Medium Term Corporate Note | LLOYDS BANK | 53944VAH2 | 3.500 | 0.7800 | 02/03/21 | 05/14/25 | 5,000,000.00 | 5,336,053.80 | 4,801,850.00 | 0.960370 |
| Medium Term Corporate Note | MASSMUTUAL GLOBAL FUND | 57629WCU2 | 0.850 | 0.3100 | 03/02/21 | 06/09/23 | 5,000,000.00 | 5,013,479.10 | 4,958,750.00 | 0.991750 |
| Medium Term Corporate Note | MASSMUTUAL GLOBAL FUND | 57629WDL1 | 5.050 | 4.5579 | 01/13/23 | 12/07/27 | 10,000,000.00 | 10,264,000.00 | 10,107,700.00 | 1.010770 |
| Medium Term Corporate Note | MET LIFE GLOB | 59217GER6 | 1.875 | 2.3800 | 02/24/22 | 01/11/27 | 5,000,000.00 | 4,904,199.57 | 4,464,400.00 | 0.892880 |
| Medium Term Corporate Note | META PLATFORMS INC | 30303M8B1 | 3.500 | 4.1519 | 09/12/22 | 08/15/27 | 10,000,000.00 | 9,734,923.36 | 9,646,700.00 | 0.964670 |
| Medium Term Corporate Note | NATIONAL SECS CLEARING | 637639AH8 | 5.100 | 4.5977 | 01/13/23 | 11/21/27 | 5,000,000.00 | 5,144,733.33 | 5,019,500.00 | 1.003900 |
| Medium Term Corporate Note | NEW YORK LIFE | 64952WGD5 | 2.875 | 2.7501 | 04/26/19 | 04/10/24 | 5,000,000.00 | 5,009,113.28 | 4,899,200.00 | 0.979840 |
| Medium Term Corporate Note | NEW YORK LIFE | 64952WDL4 | 2.000 | 1.1600 | 12/29/21 | 01/22/25 | 7,500,000.00 | 7,624,195.44 | 7,135,500.00 | 0.951400 |
| Medium Term Corporate Note | NEW YORK LIFE | 64952WCH4 | 2.350 | 3.4178 | 05/18/22 | 07/14/26 | 5,970,000.00 | 5,761,394.32 | 5,530,966.20 | 0.926460 |
| Medium Term Corporate Note | NORTHWESTERN MUTUAL GLBL | 66815L2A6 | 0.800 | 5.2501 | 03/13/23 | 01/14/26 | 10,038,000.00 | 8,888,057.87 | 9,018,641.10 | 0.898450 |
| Medium Term Corporate Note | PACIFIC LIFE | 6944PL2C2 | 0.500 | 0.3252 | 09/17/21 | 09/23/23 | 5,000,000.00 | 5,004,362.05 | 4,885,050.00 | 0.977010 |
| Medium Term Corporate Note | PRICOA GLOBAL FUNDING | 741531FA0 | 3.450 | 3.1799 | 02/04/19 | 09/01/23 | 5,000,000.00 | 5,006,648.03 | 4,959,500.00 | 0.991900 |

| | | | | | | | | | | |
|----------------------------|--------------------------|-----------|--------------|---------------|----------|----------|-----------------------|-----------------------|-----------------------|-----------------|
| Medium Term Corporate Note | PRINCIPAL LFE GLB FND II | 74256LEE5 | 1.250 | 0.7601 | 01/12/21 | 06/23/25 | 5,000,000.00 | 5,060,540.44 | 4,570,050.00 | 0.914010 |
| Medium Term Corporate Note | PROTECTIVE LIFE | 74368CBC7 | 1.618 | 1.1220 | 09/07/21 | 04/15/26 | 5,000,000.00 | 5,084,889.03 | 4,553,500.00 | 0.910700 |
| Medium Term Corporate Note | ROYAL BANK OF CANADA | 78015K7L2 | 0.425 | 0.5000 | 03/02/21 | 01/19/24 | 5,000,000.00 | 4,996,263.60 | 4,802,150.00 | 0.960430 |
| Medium Term Corporate Note | ROYAL BANK OF CANADA | 78015K7H1 | 1.150 | 1.2500 | 10/26/21 | 06/10/25 | 10,000,000.00 | 9,975,461.85 | 9,202,400.00 | 0.920240 |
| Medium Term Corporate Note | SANOPI PHARMACEUTICAL | 801060AC8 | 3.375 | 1.6725 | 02/06/20 | 06/19/23 | 5,000,000.00 | 5,042,210.02 | 4,978,200.00 | 0.995640 |
| Medium Term Corporate Note | SHELL INTERNATIONAL FIN | 822582BZ4 | 3.500 | 1.7172 | 02/05/20 | 11/13/23 | 5,000,000.00 | 5,088,002.78 | 4,956,800.00 | 0.991360 |
| Medium Term Corporate Note | SHELL INTERNATIONAL FIN | 822582CC4 | 2.000 | 2.0998 | 11/14/19 | 11/07/24 | 5,000,000.00 | 4,990,272.63 | 4,802,900.00 | 0.960580 |
| Medium Term Corporate Note | TOYOTA MOTOR CREDIT CORP | 89236TDW2 | 2.900 | 0.6042 | 04/13/21 | 04/17/24 | 3,933,000.00 | 4,067,624.10 | 3,849,187.77 | 0.978690 |
| Medium Term Corporate Note | TOYOTA MOTOR CREDIT CORP | 89236TGT6 | 1.800 | 1.8000 | 02/13/20 | 02/13/25 | 5,000,000.00 | 5,000,000.00 | 4,753,550.00 | 0.950710 |
| Medium Term Corporate Note | TOYOTA MOTOR CREDIT CORP | 89236THY4 | 0.700 | 0.7000 | 01/20/21 | 01/20/26 | 5,000,000.00 | 5,000,000.00 | 4,556,500.00 | 0.911300 |
| Medium Term Corporate Note | TOYOTA MOTOR CREDIT CORP | 89236TJZ9 | 3.050 | 3.6894 | 05/04/22 | 03/22/27 | 10,000,000.00 | 9,799,811.95 | 9,481,100.00 | 0.948110 |
| Medium Term Corporate Note | TOYOTA MOTOR CREDIT CORP | 89236TKL8 | 5.450 | 4.4619 | 02/01/23 | 11/10/27 | 10,000,000.00 | 10,542,625.00 | 10,378,500.00 | 1.037850 |
| Medium Term Corporate Note | U.S. BANCORP | 91195HHR4 | 3.150 | 3.6794 | 05/04/22 | 04/27/27 | 10,000,000.00 | 9,782,263.87 | 9,330,700.00 | 0.933070 |
| Medium Term Corporate Note | UBS FINANCE DELAWARE | 902674YF1 | 0.375 | 0.3200 | 06/14/21 | 06/01/23 | 5,000,000.00 | 5,001,371.79 | 4,960,900.00 | 0.992180 |
| Medium Term Corporate Note | US BANK NA CINCINNATI | 90331HNV1 | 3.400 | 3.4812 | 11/26/18 | 07/24/23 | 5,000,000.00 | 4,998,706.72 | 4,968,000.00 | 0.993600 |
| Medium Term Corporate Note | US BANK NA CINCINNATI | 90331HMS9 | 2.800 | 0.6414 | 11/25/20 | 01/27/25 | 5,000,000.00 | 5,214,136.02 | 4,782,400.00 | 0.956480 |
| Medium Term Corporate Note | WAL-MART STORES | 931142EL3 | 2.850 | 1.8859 | 10/01/19 | 07/08/24 | 5,000,000.00 | 5,070,962.89 | 4,886,850.00 | 0.977370 |
| Total Count 49 | | | 2.400 | 2.2924 | | | 294,015,000.00 | 292,895,879.96 | 279,664,980.41 | 0.951193 |

| Money Market | Issuer | CUSIP | Coupon Rate | Yield Matur | Purchase Date | Maturity Date | Ending Par Val/Shares | Amor Value On 03/31/23 | Ending Market Val | Ending Unit Price |
|----------------------|----------------------|-------|--------------|---------------|---------------|---------------|-----------------------|------------------------|---------------------|-------------------|
| Money Market | FIDELITY INVESTMENTS | | 4.766 | 4.7656 | 12/10/90 | Open | 9,000,000.00 | 9,000,000.00 | 9,000,000.00 | 1.000000 |
| Total Count 1 | | | 4.766 | 4.7656 | | | 9,000,000.00 | 9,000,000.00 | 9,000,000.00 | 1.000000 |

| Municipal Bond | Issuer | CUSIP | Coupon Rate | Yield Matur | Purchase Date | Maturity Date | Ending Par Val/Shares | Amor Value On 03/31/23 | Ending Market Val | Ending Unit Price |
|----------------|---------------------------------|-----------|-------------|-------------|---------------|---------------|-----------------------|------------------------|-------------------|-------------------|
| Municipal Bond | ANTELOPE VALLY UNION HIGH | 036717MN3 | 2.396 | 0.8301 | 10/30/20 | 08/01/25 | 1,775,000.00 | 1,843,629.46 | 1,688,664.00 | 0.951360 |
| Municipal Bond | CHAFFEY COMMUNITY COLLEGE | 157432LM5 | 1.421 | 0.8621 | 08/17/21 | 06/01/26 | 2,885,000.00 | 2,940,471.79 | 2,637,380.45 | 0.914170 |
| Municipal Bond | CITY OF VALLEJO | 919259BL4 | 1.469 | 1.4690 | 03/31/20 | 05/01/23 | 1,500,000.00 | 1,500,000.00 | 1,496,160.00 | 0.997440 |
| Municipal Bond | CONTRA COSTA CA CMNTY CLG DIST | 212204JH5 | 2.163 | 3.2901 | 08/15/22 | 08/01/27 | 2,795,000.00 | 2,664,232.42 | 2,557,341.15 | 0.914970 |
| Municipal Bond | COUNTY OF RIVERSIDE CA | 76913CAZ2 | 2.667 | 2.2601 | 05/06/20 | 02/15/25 | 5,000,000.00 | 5,039,562.93 | 4,799,400.00 | 0.959880 |
| Municipal Bond | COUNTY OF WESTCHESTER NY | 95736VAY8 | 0.750 | 0.7456 | 11/05/20 | 07/01/25 | 1,940,000.00 | 1,940,211.60 | 1,792,812.20 | 0.924130 |
| Municipal Bond | FRESNO COUNTY CA PENSION OBLG | 358266CB8 | 0.000 | 3.4071 | 08/08/22 | 08/15/24 | 8,000,000.00 | 7,472,400.00 | 7,444,800.00 | 0.930600 |
| Municipal Bond | GOLDEN STATE TOBACCO | 38122NA85 | 1.600 | 3.5602 | 05/13/22 | 06/01/26 | 6,300,000.00 | 5,861,404.16 | 5,715,801.00 | 0.907270 |
| Municipal Bond | GOLDEN STATE TOBACCO | 38122NA85 | 1.600 | 1.3104 | 10/12/21 | 06/01/26 | 2,000,000.00 | 2,019,750.93 | 1,814,540.00 | 0.907270 |
| Municipal Bond | GOLDEN STATE TOBACCO | 38122NA93 | 1.886 | 3.4943 | 08/03/22 | 06/01/27 | 9,305,000.00 | 8,686,821.01 | 8,305,922.15 | 0.892630 |
| Municipal Bond | KERN COUNTY CA PENSION OBLG | 492279CR3 | 0.000 | 3.6371 | 08/11/22 | 08/15/25 | 15,000,000.00 | 13,457,250.00 | 13,264,800.00 | 0.884320 |
| Municipal Bond | LOS ALTOS SCHOOL DIST | 544290JH3 | 1.000 | 0.5501 | 06/10/21 | 10/01/24 | 5,000,000.00 | 5,044,678.91 | 4,734,500.00 | 0.946900 |
| Municipal Bond | LOS ANGELES UNIFIED SCHOOL DIST | 544647FB1 | 1.245 | 1.3763 | 01/28/22 | 07/01/25 | 3,355,000.00 | 3,344,212.71 | 3,122,766.90 | 0.930780 |
| Municipal Bond | LOS ANGELES UNIFIED SCHOOL DIST | 544646A77 | 5.720 | 4.2754 | 06/16/22 | 05/01/27 | 13,500,000.00 | 14,264,800.28 | 14,013,540.00 | 1.038040 |
| Municipal Bond | MARIN CA CMNTY CLG DIST | 56781RKE6 | 0.930 | 3.2502 | 08/15/22 | 08/01/27 | 3,155,000.00 | 2,850,839.48 | 2,756,113.35 | 0.873570 |
| Municipal Bond | MASSACHUSETTS ST SPL OBLG | 576004GV1 | 3.560 | 3.5600 | 08/30/22 | 07/15/23 | 10,000,000.00 | 10,000,000.00 | 9,966,800.00 | 0.996680 |
| Municipal Bond | NEW YORK STATE DORMITORY | 64990FD43 | 0.887 | 0.8870 | 06/23/21 | 03/15/25 | 1,650,000.00 | 1,650,000.00 | 1,541,133.00 | 0.934020 |
| Municipal Bond | NEW YORK STATE URBAN DEV | 64985TAY7 | 2.020 | 2.0200 | 10/30/19 | 03/15/24 | 5,000,000.00 | 5,000,000.00 | 4,865,800.00 | 0.973160 |
| Municipal Bond | STATE OF CALIFORNIA | 13063DDG0 | 2.250 | 2.8401 | 01/22/19 | 10/01/23 | 5,000,000.00 | 4,971,110.10 | 4,932,750.00 | 0.986550 |
| Municipal Bond | STATE OF CALIFORNIA | 13063DLZ9 | 3.000 | 2.5002 | 05/01/19 | 04/01/24 | 5,000,000.00 | 5,036,570.03 | 4,913,000.00 | 0.982600 |
| Municipal Bond | STATE OF CALIFORNIA | 13063DRD2 | 2.375 | 1.0560 | 10/04/21 | 10/01/26 | 9,900,000.00 | 10,410,128.42 | 9,301,545.00 | 0.939550 |
| Municipal Bond | STATE OF CALIFORNIA | 13063DC48 | 1.700 | 3.9381 | 02/07/23 | 02/01/28 | 10,000,000.00 | 8,999,033.33 | 8,858,500.00 | 0.885850 |
| Municipal Bond | STATE OF CONNECTICUT | 20772KAK5 | 3.750 | 4.0152 | 01/24/23 | 01/15/28 | 10,000,000.00 | 9,890,775.00 | 9,791,200.00 | 0.979120 |
| Municipal Bond | STATE OF HAWAII | 419792G26 | 1.283 | 3.6003 | 09/12/22 | 08/01/26 | 9,000,000.00 | 8,319,897.84 | 8,171,820.00 | 0.907980 |
| Municipal Bond | STATE OF HAWAII | 419792YR1 | 0.893 | 0.8930 | 08/20/21 | 08/01/26 | 6,400,000.00 | 6,400,000.00 | 5,734,528.00 | 0.896020 |
| Municipal Bond | STATE OF HAWAII | 419792G34 | 1.535 | 3.9180 | 02/02/23 | 08/01/27 | 5,000,000.00 | 4,513,263.19 | 4,513,050.00 | 0.902610 |
| Municipal Bond | STATE OF NEW YORK | 649791PS3 | 2.360 | 3.3081 | 05/04/22 | 02/15/27 | 7,000,000.00 | 6,753,245.44 | 6,498,870.00 | 0.928410 |
| Municipal Bond | STATE OF WISCONSIN | 977100CZ7 | 2.049 | 2.0490 | 03/25/20 | 05/01/23 | 4,000,000.00 | 4,000,000.00 | 3,991,360.00 | 0.997840 |
| Municipal Bond | TEXAS A&M UNIVERSITY | 88213AKA2 | 2.349 | 1.6402 | 01/23/20 | 05/15/23 | 5,000,000.00 | 5,017,574.86 | 4,985,900.00 | 0.997180 |
| Municipal Bond | TEXAS A&M UNIVERSITY | 88213ALV5 | 2.877 | 1.0002 | 05/15/20 | 05/15/25 | 3,000,000.00 | 3,138,673.03 | 2,903,850.00 | 0.967950 |
| Municipal Bond | UNIVERSITY OF CALIFORNIA | 91412HGE7 | 0.883 | 0.4113 | 02/02/21 | 05/15/25 | 5,000,000.00 | 5,058,603.63 | 4,659,550.00 | 0.931910 |

| | | | | | | | | | | |
|-----------------------|--------------------------|----------|--------------|---------------|----------|----------|-----------------------|-----------------------|-----------------------|-----------------|
| Municipal Bond | UNIVERSITY OF CALIFORNIA | 91412GU4 | 3.063 | 3.0951 | 05/18/22 | 07/01/25 | 8,800,000.00 | 8,793,247.01 | 8,579,208.00 | 0.974910 |
| Total Count 32 | | | 2.158 | 2.7753 | | | 191,260,000.00 | 186,882,387.56 | 180,353,405.20 | 0.942975 |

| State Pool | Issuer | CUSIP | Coupon Rate | Yield Matur | Purchase Date | Maturity Date | Ending Par Val/Shares | Amor Value On 03/31/23 | Ending Market Val | Ending Unit Price |
|----------------------|---------------------|-------|--------------|---------------|---------------|---------------|-----------------------|------------------------|----------------------|-------------------|
| State Pool | STATE OF CALIFORNIA | | 2.870 | 2.8700 | 01/01/88 | Open | 9,655,160.97 | 9,655,160.97 | 9,655,160.97 | 1.000000 |
| State Pool | STATE OF CALIFORNIA | | 2.870 | 2.8700 | 11/30/01 | Open | 5,600,594.49 | 5,600,594.49 | 5,600,594.49 | 1.000000 |
| Total Count 2 | | | 2.870 | 2.8700 | | | 15,255,755.46 | 15,255,755.46 | 15,255,755.46 | 1.000000 |

| Step Up Note | Issuer | CUSIP | Coupon Rate | Yield Matur | Purchase Date | Maturity Date | Ending Par Val/Shares | Amor Value On 03/31/23 | Ending Market Val | Ending Unit Price |
|----------------------|--------------------|-----------|--------------|---------------|---------------|---------------|-----------------------|------------------------|---------------------|-------------------|
| Step Up Note | FED HOME LOAN BANK | 3130AMQW5 | 0.550 | 0.3500 | 06/16/21 | 12/16/24 | 10,000,000.00 | 10,000,000.00 | 9,379,300.00 | 0.937930 |
| Total Count 1 | | | 0.550 | 0.3500 | | | 10,000,000.00 | 10,000,000.00 | 9,379,300.00 | 0.937930 |

| Supranational | Issuer | CUSIP | Coupon Rate | Yield Matur | Purchase Date | Maturity Date | Ending Par Val/Shares | Amor Value On 03/31/23 | Ending Market Val | Ending Unit Price |
|----------------------|--------------------------------|-----------|--------------|---------------|---------------|---------------|-----------------------|------------------------|----------------------|-------------------|
| Supranational | INTER AMERICAN DEVELOPMNT BANK | 4581XoDPo | 0.250 | 4.7132 | 01/10/23 | 11/15/23 | 5,000,000.00 | 4,818,659.72 | 4,858,850.00 | 0.971770 |
| Supranational | INTER AMERICAN DEVELOPMNT BANK | 4581XoCF3 | 3.000 | 0.2411 | 02/01/21 | 02/21/24 | 5,000,000.00 | 5,137,698.08 | 4,920,850.00 | 0.984170 |
| Supranational | INTER AMERICAN DEVELOPMNT BANK | 4581XoDK1 | 1.750 | 0.5597 | 05/13/21 | 03/14/25 | 5,000,000.00 | 5,118,203.38 | 4,774,250.00 | 0.954850 |
| Supranational | INTL BK RECON & DEVELOP | 459058FF5 | 1.750 | 2.6580 | 02/01/19 | 04/19/23 | 5,000,000.00 | 4,977,596.68 | 4,993,700.00 | 0.998740 |
| Supranational | INTL BK RECON & DEVELOP | 45906M2L4 | 0.650 | 0.7336 | 07/30/21 | 02/24/26 | 5,000,000.00 | 4,987,614.22 | 4,535,400.00 | 0.907080 |
| Supranational | INTL BK RECON & DEVELOP | 459058JT1 | 0.850 | 2.9983 | 05/18/22 | 02/10/27 | 6,000,000.00 | 5,546,129.24 | 5,330,820.00 | 0.888470 |
| Supranational | INTL BK RECON & DEVELOP | 459058JT1 | 0.850 | 2.0199 | 02/18/22 | 02/10/27 | 3,600,000.00 | 3,438,939.27 | 3,198,492.00 | 0.888470 |
| Total Count 7 | | | 1.328 | 1.9764 | | | 34,600,000.00 | 34,024,840.59 | 32,612,362.00 | 0.942554 |

| Treasury Note | Issuer | CUSIP | Coupon Rate | Yield Matur | Purchase Date | Maturity Date | Ending Par Val/Shares | Amor Value On 03/31/23 | Ending Market Val | Ending Unit Price |
|----------------------|---------------|-----------|--------------|---------------|---------------|---------------|-----------------------|------------------------|----------------------|-------------------|
| Treasury Note | U.S. TREASURY | 91282CAF8 | 0.125 | 0.2500 | 06/23/21 | 08/15/23 | 10,000,000.00 | 9,993,757.80 | 9,828,500.00 | 0.982850 |
| Treasury Note | U.S. TREASURY | 9128284X5 | 2.750 | 1.6374 | 12/31/19 | 08/31/23 | 5,000,000.00 | 5,027,588.51 | 4,960,350.00 | 0.992070 |
| Treasury Note | U.S. TREASURY | 912828XX3 | 2.000 | 1.5701 | 10/18/19 | 06/30/24 | 5,000,000.00 | 5,031,743.77 | 4,849,800.00 | 0.969960 |
| Treasury Note | U.S. TREASURY | 912828YM6 | 1.500 | 2.8243 | 04/25/22 | 10/31/24 | 10,000,000.00 | 9,744,229.54 | 9,576,200.00 | 0.957620 |
| Treasury Note | U.S. TREASURY | 912828G38 | 2.250 | 1.6900 | 12/31/19 | 11/15/24 | 5,000,000.00 | 5,054,836.70 | 4,841,200.00 | 0.968240 |
| Treasury Note | U.S. TREASURY | 912828R36 | 1.625 | 2.8580 | 05/16/22 | 05/15/26 | 10,000,000.00 | 9,592,085.87 | 9,355,100.00 | 0.935510 |
| Treasury Note | U.S. TREASURY | 91282CCP4 | 0.625 | 0.6223 | 08/03/21 | 07/31/26 | 5,000,000.00 | 5,000,461.65 | 4,506,450.00 | 0.901290 |
| Treasury Note | U.S. TREASURY | 91282CFB2 | 2.750 | 3.7212 | 01/31/23 | 07/31/27 | 10,000,000.00 | 9,601,000.00 | 9,620,700.00 | 0.962070 |
| Total Count 8 | | | 1.630 | 2.0484 | | | 60,000,000.00 | 59,045,703.84 | 57,538,300.00 | 0.958972 |

| US Sovereign Bond Guarantee | Issuer | CUSIP | Coupon Rate | Yield Matur | Purchase Date | Maturity Date | Ending Par Val/Shares | Amor Value On 03/31/23 | Ending Market Val | Ending Unit Price |
|-----------------------------|------------|-----------|--------------|---------------|---------------|---------------|-----------------------|------------------------|---------------------|-------------------|
| US Sovereign Bond Guarantee | AID-ISRAEL | 46513EGV8 | 5.500 | 2.5770 | 02/28/19 | 12/04/23 | 4,815,000.00 | 4,953,067.39 | 4,831,371.00 | 1.003400 |
| Total Count 1 | | | 5.500 | 2.5770 | | | 4,815,000.00 | 4,953,067.39 | 4,831,371.00 | 1.003400 |

| | | | | | | | | | | |
|-------------------------|--|--|--------------|---------------|--|--|-------------------------|-------------------------|-------------------------|-----------------|
| Investment Total | | | 2.099 | 2.1845 | | | 1,081,895,755.46 | 1,075,496,063.87 | 1,029,722,164.37 | 0.951776 |
|-------------------------|--|--|--------------|---------------|--|--|-------------------------|-------------------------|-------------------------|-----------------|