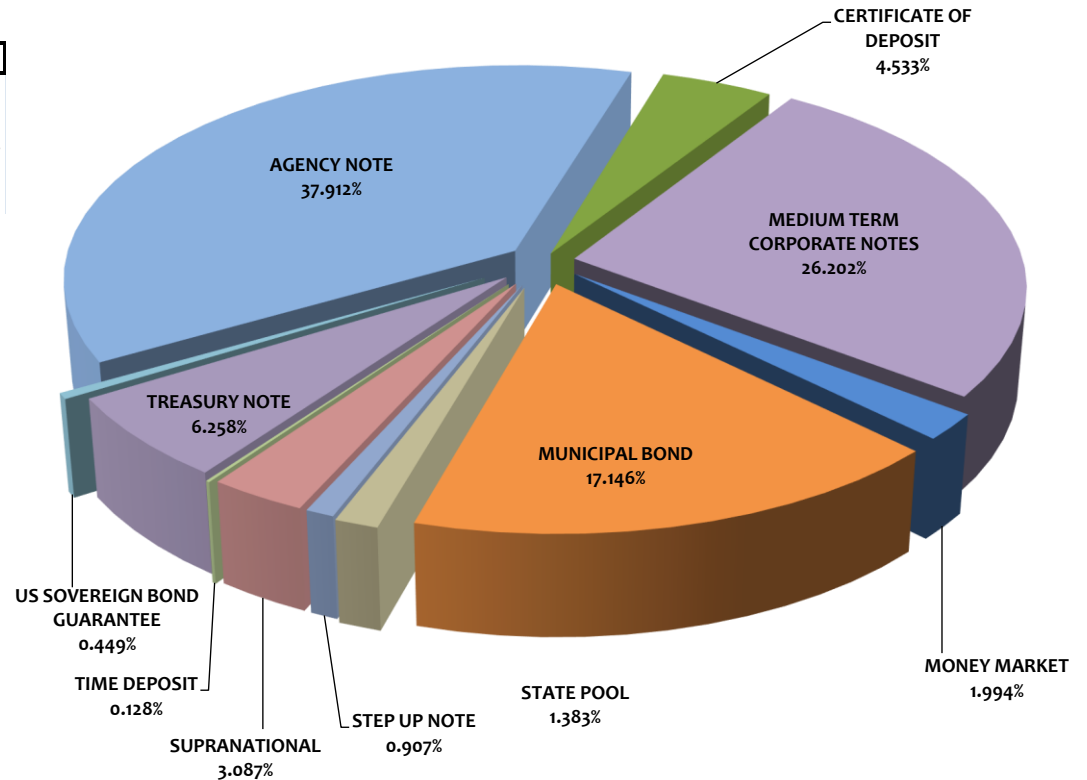


**ASSET ALLOCATION**

Assets	Current Par Value	Current Book Value	Market Value	Mkt/Book	Yield to Maturity
AGENCY NOTE	\$417,950,000	\$418,187,603	\$391,866,139	93.71%	1.79%
CERTIFICATE OF DEPOSIT	50,000,000	50,000,000	47,627,425	95.25%	2.26%
MEDIUM TERM CORPORATE NOTES	288,977,000	289,017,102	273,325,150	94.57%	2.22%
MONEY MARKET	22,000,000	22,000,000	22,000,000	100.00%	4.50%
MUNICIPAL BOND	193,510,000	189,132,388	180,373,392	95.37%	2.75%
STATE POOL	15,255,755	15,255,755	15,255,755	100.00%	2.77%
STEP UP NOTE	10,000,000	10,000,000	9,219,700	92.20%	0.35%
SUPRANATIONAL	34,600,000	34,054,186	32,139,318	94.38%	1.98%
TIME DEPOSIT	1,413,547	1,413,547	1,413,547	100.00%	0.74%
TREASURY NOTE	70,000,000	69,024,952	65,634,500	95.09%	1.82%
US SOVEREIGN BOND GUARANTEE	4,815,000	4,953,067	4,825,641	97.43%	2.58%
<b>Totals</b>	<b>\$1,108,521,302</b>	<b>\$1,103,038,599</b>	<b>\$1,043,680,568</b>	<b>94.62%</b>	<b>2.15%</b>

**Pooled Portfolio Composition by Book Value**

Portfolio Breakdown & Statistics	February 28, 2023	February 28, 2022
AMORTIZED COST	\$1,103,038,599	\$848,402,301
AVERAGE DAYS TO MATURITY	868	858
CURRENT MONTH RETURN ON INVEST	2.13%	1.18%
EARNED INTEREST-CURR MONTH	\$1,933,524	\$791,457
EARNED INTEREST - FISCAL YTD	\$12,988,806	\$6,865,659

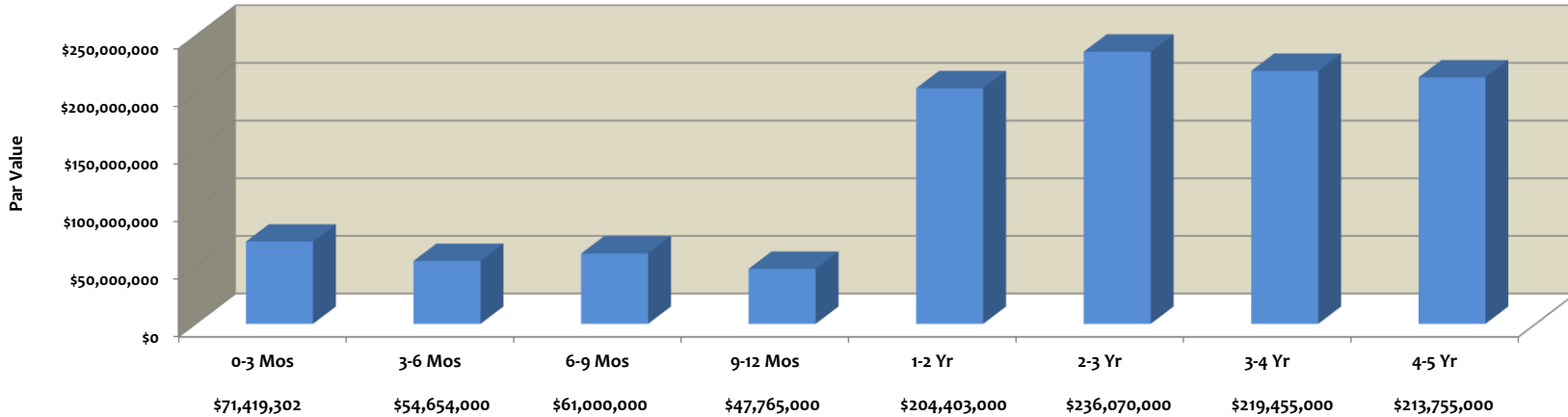




**MATURITY DISTRIBUTION**

Current Par Value	0-3 Mos	3-6 Mos	6-9 Mos	9-12 Mos	1-2 Yr	2-3 Yr	3-4 Yr	4-5 Yr	Totals
AGENCY NOTE	15,000,000	10,000,000	22,000,000	15,000,000	75,000,000	115,550,000	90,400,000	75,000,000	\$ 417,950,000.00
MEDIUM TERM CORPORATE NOTES	5,000,000	29,654,000	14,000,000	17,950,000	56,403,000	55,000,000	45,970,000	65,000,000	\$ 288,977,000.00
MONEY MARKET	22,000,000								\$ 22,000,000.00
STATE POOL	15,255,755								\$ 15,255,755.46
TIME DEPOSIT	1,413,547								\$ 1,413,546.76
TREASURY NOTE			15,000,000		20,000,000	10,000,000	15,000,000	10,000,000	\$ 70,000,000.00
CERTIFICATE OF DEPOSIT			5,000,000	5,000,000	15,000,000	5,000,000	10,000,000	10,000,000	\$ 50,000,000.00
MUNICIPAL BOND	7,750,000	15,000,000	5,000,000		23,000,000	45,520,000	43,485,000	53,755,000	\$ 193,510,000.00
SUPRANATIONAL	5,000,000			5,000,000	5,000,000	5,000,000	14,600,000		\$ 34,600,000.00
STEP UP NOTE					10,000,000				\$ 10,000,000.00
US SOVEREIGN BOND GUARANTEE				4,815,000					\$ 4,815,000.00
<b>Totals</b>	<b>\$71,419,302</b>	<b>\$54,654,000</b>	<b>\$61,000,000</b>	<b>\$47,765,000</b>	<b>\$204,403,000</b>	<b>\$236,070,000</b>	<b>\$219,455,000</b>	<b>\$213,755,000</b>	<b>\$1,108,521,302</b>
<b>% of Portfolio</b>	<b>6.44%</b>	<b>4.93%</b>	<b>5.50%</b>	<b>4.31%</b>	<b>18.44%</b>	<b>21.30%</b>	<b>19.80%</b>	<b>19.28%</b>	<b>100.00%</b>

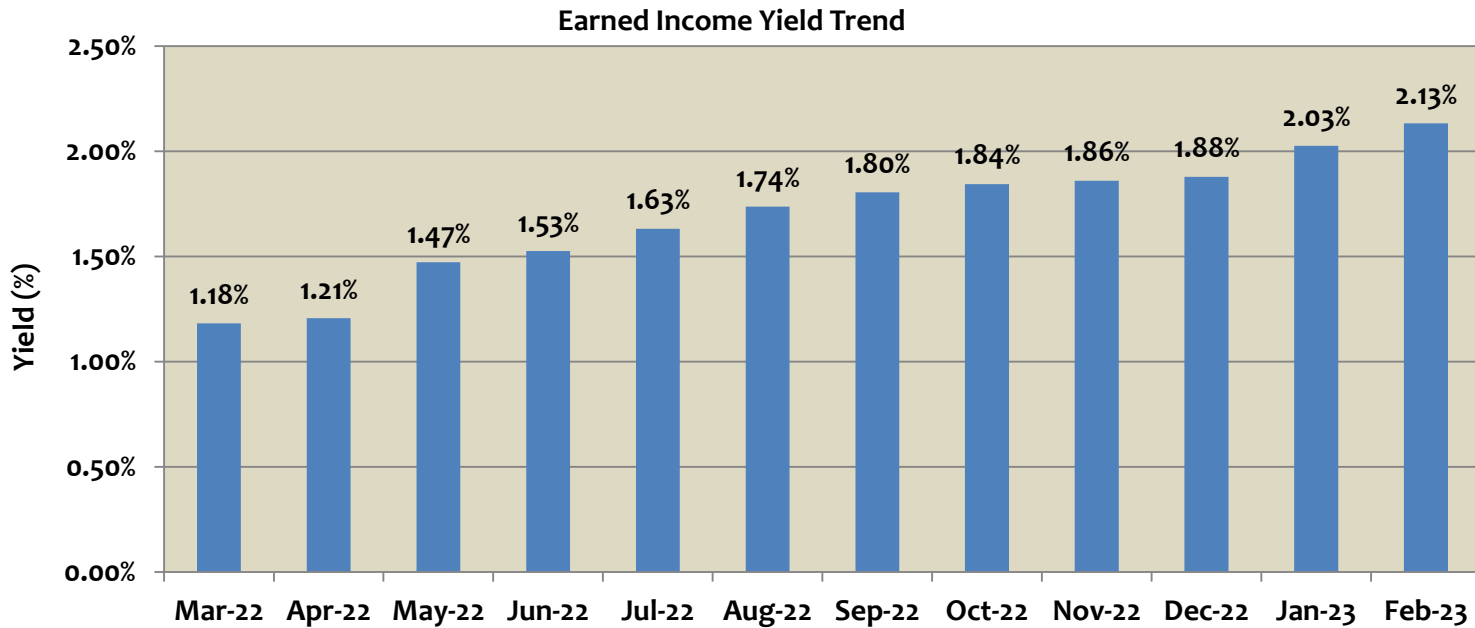
Maturity Distribution  
February 28, 2023





**PORTFOLIO - EARNED INCOME YIELD**

Month	Earned Income Yield
Mar-22	1.18%
Apr-22	1.21%
May-22	1.47%
Jun-22	1.53%
Jul-22	1.63%
Aug-22	1.74%
Sep-22	1.80%
Oct-22	1.84%
Nov-22	1.86%
Dec-22	1.88%
Jan-23	2.03%
Feb-23	2.13%



In accordance with State Law, the Finance Director certifies that the securities held in the City Investment Portfolio, comply with City policies. The Finance Director further certifies that the City has Operating Funds available to meet its expenditure requirements for the next six months.

**Amortized Cost** - the total amount at which investments are carried on the City books. This amount includes the amortization and accretion of premiums and discounts, respectively.

**Market Value** - the total amount at which investments are being sold in the market. Market prices are provided by the Bank of New York.

**Maturity Value** - (also referred to as "par value") the total amount of the face or stated value of the investments at maturity.

**Average Days to Maturity** - the average time in days left in the maturity of the investments.

**Monthly Yield** - the rate of return on investments as expressed in a percentage.

**Earned Interest** - the amount of income realized by all investments.



Agency Note	Issuer	CUSIP	Coupon Rate	Yield Matur	Purchase Date	Maturity Date	Ending Par Val/Shares	Amor Value On 02/28/23	Ending Market Val	Ending Unit Price
Agency Note	FARMER MAC	31422XAT9	0.520	0.5200	03/02/21	12/15/25	5,000,000.00	5,000,000.00	4,440,000.00	0.888000
Agency Note	FARMER MAC	31422XLY6	0.900	0.9000	09/01/21	09/01/26	5,000,000.00	5,000,000.00	4,376,850.00	0.875370
Agency Note	FARMER MAC	31422XUU4	2.000	2.0000	02/25/22	02/25/27	10,000,000.00	10,000,000.00	9,159,400.00	0.915940
Agency Note	FED AG MORTGAGE CORPORATION	31422XMT6	0.930	0.9300	09/21/21	09/21/26	5,000,000.00	5,000,000.00	4,373,750.00	0.874750
Agency Note	FED FARM CREDIT BANK	3133ENXP0	2.100	2.0000	05/26/22	05/25/23	10,000,000.00	10,004,949.49	9,932,700.00	0.993270
Agency Note	FED FARM CREDIT BANK	3133ENF21	3.150	3.2835	08/09/22	08/08/23	12,000,000.00	11,992,119.23	11,889,720.00	0.990810
Agency Note	FED FARM CREDIT BANK	3133EL3E2	0.320	0.3200	08/10/20	08/10/23	5,000,000.00	5,000,000.00	4,890,750.00	0.978150
Agency Note	FED FARM CREDIT BANK	3133EMN81	0.310	0.3100	06/29/21	12/29/23	5,000,000.00	5,000,000.00	4,800,800.00	0.960160
Agency Note	FED FARM CREDIT BANK	3133EKBW5	2.610	2.6100	02/27/19	02/27/24	5,000,000.00	5,000,000.00	4,872,550.00	0.974510
Agency Note	FED FARM CREDIT BANK	3133ELQ56	0.570	0.5700	07/02/20	07/02/24	5,000,000.00	5,000,000.00	4,698,400.00	0.939680
Agency Note	FED FARM CREDIT BANK	3133EKA63	1.600	1.6000	08/16/19	08/16/24	10,000,000.00	10,000,000.00	9,530,500.00	0.953050
Agency Note	FED FARM CREDIT BANK	3133EKP75	1.600	1.4076	10/04/19	09/17/24	5,000,000.00	5,018,904.06	4,753,100.00	0.950620
Agency Note	FED FARM CREDIT BANK	3133EMK92	0.580	0.5800	06/23/21	06/23/25	5,000,000.00	5,000,000.00	4,521,200.00	0.904240
Agency Note	FED FARM CREDIT BANK	3133ELZ80	0.580	0.5800	07/29/20	07/29/25	5,000,000.00	5,000,000.00	4,505,400.00	0.901080
Agency Note	FED FARM CREDIT BANK	3133EMAU6	0.500	0.5000	09/22/20	09/22/25	10,000,000.00	10,000,000.00	8,945,900.00	0.894590
Agency Note	FED FARM CREDIT BANK	3133EMCP5	0.520	0.5301	10/14/20	10/14/25	5,000,000.00	4,998,492.06	4,466,450.00	0.893290
Agency Note	FED FARM CREDIT BANK	3133EMSU7	0.800	0.8000	03/09/21	03/09/26	5,000,000.00	5,000,000.00	4,439,000.00	0.887800
Agency Note	FED FARM CREDIT BANK	3133ENUD0	2.640	3.0001	05/04/22	04/08/26	10,000,000.00	9,881,209.27	9,426,000.00	0.942600
Agency Note	FED FARM CREDIT BANK	3133ENFN5	1.540	1.5400	11/30/21	11/30/26	10,000,000.00	10,000,000.00	8,956,500.00	0.895650
Agency Note	FED FARM CREDIT BANK	3133ENHA1	1.500	1.5000	12/14/21	12/14/26	10,000,000.00	10,000,000.00	8,922,300.00	0.892230
Agency Note	FED FARM CREDIT BANK	3133ENL99	3.375	3.4769	09/15/22	09/15/27	10,000,000.00	9,953,600.00	9,579,000.00	0.957900
Agency Note	FED HOME LOAN BANK	3130AS4V8	2.000	2.0000	06/09/22	03/09/23	10,000,000.00	10,000,000.00	9,993,700.00	0.999370
Agency Note	FED HOME LOAN BANK	3130ADRG9	2.750	2.5800	03/04/19	03/10/23	5,000,000.00	5,004,195.74	4,997,650.00	0.999530
Agency Note	FED HOME LOAN BANK	3130AFRW9	2.700	2.5516	02/26/19	08/28/23	5,000,000.00	5,003,663.20	4,940,400.00	0.988080
Agency Note	FED HOME LOAN BANK	3130ANES5	0.265	0.2650	07/29/21	12/29/23	10,000,000.00	10,000,000.00	9,597,900.00	0.959790
Agency Note	FED HOME LOAN BANK	3130AB3H7	2.375	0.8307	03/16/20	03/08/24	5,000,000.00	5,114,865.35	4,853,850.00	0.970770
Agency Note	FED HOME LOAN BANK	3130AoXE5	3.250	2.5800	03/08/19	03/08/24	5,000,000.00	5,048,979.57	4,900,900.00	0.980180
Agency Note	FED HOME LOAN BANK	3130AKWZ5	0.220	0.2200	02/24/21	05/24/24	5,000,000.00	5,000,000.00	4,700,800.00	0.940160
Agency Note	FED HOME LOAN BANK	3130AN3D0	0.450	0.4500	06/28/21	05/24/24	10,000,000.00	10,000,000.00	9,428,800.00	0.942880
Agency Note	FED HOME LOAN BANK	3130A2UW4	2.875	1.6639	10/24/19	09/13/24	5,000,000.00	5,118,636.72	4,841,700.00	0.968340
Agency Note	FED HOME LOAN BANK	3130APMK8	0.750	0.7500	11/16/21	09/16/24	10,000,000.00	10,000,000.00	9,340,200.00	0.934020
Agency Note	FED HOME LOAN BANK	3130A3GE8	2.750	1.7080	12/13/19	12/13/24	5,000,000.00	5,102,008.34	4,810,700.00	0.962140
Agency Note	FED HOME LOAN BANK	3130AKMR4	0.330	0.3300	01/28/21	01/15/25	5,000,000.00	5,000,000.00	4,577,500.00	0.915500
Agency Note	FED HOME LOAN BANK	3130ALZV9	0.680	0.6800	04/29/21	04/29/25	5,000,000.00	5,000,000.00	4,581,850.00	0.916370
Agency Note	FED HOME LOAN BANK	3130AMX23	0.900	0.9000	06/30/21	12/30/25	6,550,000.00	6,550,000.00	5,873,385.00	0.896700
Agency Note	FED HOME LOAN BANK	3130AKN85	0.550	0.5652	01/20/21	01/20/26	5,000,000.00	4,997,737.31	4,433,650.00	0.886730
Agency Note	FED HOME LOAN BANK	3130AKPL4	0.550	0.5500	01/28/21	01/28/26	5,000,000.00	5,000,000.00	4,461,250.00	0.892250
Agency Note	FED HOME LOAN BANK	3130AKPC4	0.600	0.6000	01/28/21	01/28/26	5,000,000.00	5,000,000.00	4,437,200.00	0.887440
Agency Note	FED HOME LOAN BANK	3130AS3R8	3.230	3.2300	05/26/22	02/26/26	10,000,000.00	10,000,000.00	9,493,200.00	0.949320
Agency Note	FED HOME LOAN BANK	3130ALV92	1.050	0.9484	04/01/21	03/30/26	5,000,000.00	4,998,242.42	4,507,450.00	0.901490
Agency Note	FED HOME LOAN BANK	3130ALYB4	0.700	1.1449	04/28/21	04/28/26	5,000,000.00	5,000,000.00	4,498,500.00	0.899700
Agency Note	FED HOME LOAN BANK	3130AMTW2	0.500	0.8273	06/30/21	06/30/26	5,000,000.00	5,000,000.00	4,421,750.00	0.884350

Agency Note	FED HOME LOAN BANK	3130AMWMO	1.050	0.9375	06/30/21	06/30/26	5,000,000.00	5,000,000.00	4,474,600.00	0.894920
Agency Note	FED HOME LOAN BANK	3130AMZN5	0.750	1.0448	06/30/21	06/30/26	5,000,000.00	5,000,000.00	4,449,050.00	0.889810
Agency Note	FED HOME LOAN BANK	3130ANBS8	0.930	0.9300	07/29/21	07/29/26	5,400,000.00	5,400,000.00	4,743,144.00	0.878360
Agency Note	FED HOME LOAN BANK	3130ANLZ1	0.900	0.9000	08/26/21	08/26/26	5,000,000.00	5,000,000.00	4,374,800.00	0.874960
Agency Note	FED HOME LOAN BANK	3130ASH51	4.125	4.1250	06/29/22	06/29/27	10,000,000.00	10,000,000.00	9,619,300.00	0.961930
Agency Note	FED HOME LOAN BANK	3130AURW6	3.700	3.7000	02/02/23	02/02/28	15,000,000.00	15,000,000.00	15,000,000.00	1.000000
Agency Note	FED HOME LOAN BANK	3130AURX4	3.660	3.6600	02/08/23	02/08/28	15,000,000.00	15,000,000.00	14,594,250.00	0.972950
Agency Note	FED HOME LOAN MORT CORP	3134GXVK7	2.900	2.9000	05/31/22	05/30/25	10,000,000.00	10,000,000.00	9,548,300.00	0.954830
Agency Note	FED HOME LOAN MORT CORP	3136G4YP2	0.720	0.7200	07/09/20	07/09/25	5,000,000.00	5,000,000.00	4,540,250.00	0.908050
Agency Note	FED HOME LOAN MORT CORP	3134GXCH5	0.600	0.6000	11/25/20	11/25/25	5,000,000.00	5,000,000.00	4,459,450.00	0.891890
Agency Note	FED HOME LOAN MORT CORP	3134GXUG7	3.320	3.3200	05/25/22	11/25/25	14,000,000.00	14,000,000.00	13,404,440.00	0.957460
Agency Note	FED HOME LOAN MORT CORP	3134GYJ37	4.958	4.9579	02/28/23	10/28/27	15,000,000.00	15,000,000.00	15,022,350.00	1.001490
Agency Note	FEDERAL NAT MORTGAGE ASSOC	3135GA6K2	0.500	0.5000	12/30/20	06/30/25	5,000,000.00	5,000,000.00	4,509,550.00	0.901910
Agency Note	FEDERAL NAT MORTGAGE ASSOC	3136G4ZR7	0.700	0.7000	07/21/20	07/21/25	5,000,000.00	5,000,000.00	4,522,500.00	0.904500
Agency Note	FEDERAL NAT MORTGAGE ASSOC	3136G4N82	0.490	0.4900	08/21/20	08/21/25	10,000,000.00	10,000,000.00	8,971,800.00	0.897180
Agency Note	FEDERAL NAT MORTGAGE ASSOC	3135GA3W9	0.600	0.6000	11/25/20	11/25/25	5,000,000.00	5,000,000.00	4,459,750.00	0.891950
<b>Total Count 58</b>			<b>1.829</b>	<b>1.7914</b>			<b>417,950,000.00</b>	<b>418,187,602.76</b>	<b>391,866,139.00</b>	<b>0.937591</b>

<i>Certificate of Deposit</i>	<i>Issuer</i>	<i>CUSIP</i>	<i>Coupon Rate</i>	<i>Yield Matur</i>	<i>Purchase Date</i>	<i>Maturity Date</i>	<i>Ending Par Val/Shares</i>	<i>Amor Value On 02/28/23</i>	<i>Ending Market Val</i>	<i>Ending Unit Price</i>
Certificate of Deposit	GOLDMAN SACHS	38149MYT4	0.350	0.3500	08/25/21	08/25/23	5,000,000.00	5,000,000.00	4,883,557.50	0.976712
Certificate of Deposit	JP MORGAN CHASE	48128WPR0	2.650	2.6500	04/08/22	04/08/27	10,000,000.00	10,000,000.00	9,332,570.80	0.933257
Certificate of Deposit	MORGAN STANLEY	61768EBM4	1.650	1.6500	03/05/20	03/05/24	5,000,000.00	5,000,000.00	4,800,915.25	0.960183
Certificate of Deposit	MORGAN STANLEY	61690ULQ1	1.950	1.9711	10/10/19	10/10/24	5,000,000.00	5,000,000.00	4,734,828.30	0.946966
Certificate of Deposit	MORGAN STANLEY	61690UMT4	1.950	1.9711	10/31/19	10/31/24	5,000,000.00	5,000,000.00	4,732,682.05	0.946536
Certificate of Deposit	MORGAN STANLEY	61768EAQ6	1.800	1.8000	02/20/20	02/20/25	5,000,000.00	5,000,000.00	4,680,612.35	0.936122
Certificate of Deposit	MORGAN STANLEY	61690UJ50	3.200	3.2000	05/19/22	05/19/26	10,000,000.00	10,000,000.00	9,559,218.80	0.955922
Certificate of Deposit	WELLS FARGO BANK	949763WR3	3.350	3.3500	01/09/19	01/09/24	1,000,000.00	1,000,000.00	982,059.73	0.982060
Certificate of Deposit	WELLS FARGO BANK	949763WU6	3.200	3.2000	01/18/19	01/18/24	4,000,000.00	4,000,000.00	3,920,980.16	0.980245
<b>Total Count 9</b>			<b>2.263</b>	<b>2.2672</b>			<b>50,000,000.00</b>	<b>50,000,000.00</b>	<b>47,627,424.94</b>	<b>0.952548</b>

<i>Medium Term Corporate Note</i>	<i>Issuer</i>	<i>CUSIP</i>	<i>Coupon Rate</i>	<i>Yield Matur</i>	<i>Purchase Date</i>	<i>Maturity Date</i>	<i>Ending Par Val/Shares</i>	<i>Amor Value On 02/28/23</i>	<i>Ending Market Val</i>	<i>Ending Unit Price</i>
Medium Term Corporate Note	AIG GLOBAL FUNDING	00138CAS7	0.650	0.7000	06/22/21	06/17/24	4,970,000.00	4,966,298.44	4,673,489.80	0.940340
Medium Term Corporate Note	APPLE INC	037833CU2	2.850	2.6366	05/21/19	05/11/24	5,000,000.00	5,015,593.84	4,872,100.00	0.974420
Medium Term Corporate Note	APPLE INC	037833BZ2	2.450	3.3250	05/04/22	08/04/26	10,000,000.00	9,713,133.36	9,255,900.00	0.925590
Medium Term Corporate Note	BANK OF AMERICA	06053FAA7	4.100	0.3500	07/01/21	07/24/23	4,654,000.00	4,741,110.06	4,632,824.30	0.995450
Medium Term Corporate Note	BANK OF AMERICA	06048WM31	1.250	1.2500	05/28/21	05/28/26	5,000,000.00	5,000,000.00	4,358,750.00	0.871750
Medium Term Corporate Note	BANK OF AMERICA	06048WM31	1.250	1.2500	05/28/21	05/28/26	5,000,000.00	5,000,000.00	4,358,750.00	0.871750
Medium Term Corporate Note	BANK OF AMERICA	06048WP20	1.250	1.2500	09/24/21	09/24/26	5,000,000.00	5,000,000.00	4,302,800.00	0.860560
Medium Term Corporate Note	BANK OF NEW YORK	06406HCS6	3.650	3.1079	03/01/19	02/04/24	2,950,000.00	2,965,625.93	2,905,632.00	0.984960
Medium Term Corporate Note	BANK OF NEW YORK	06406RBA4	2.050	2.2980	02/22/22	01/26/27	5,000,000.00	4,952,866.60	4,486,800.00	0.897360
Medium Term Corporate Note	BERKSHIRE HATHAWAY INC.	084670BR8	2.750	3.3102	12/18/18	03/15/23	5,000,000.00	4,986,221.84	4,995,600.00	0.999120
Medium Term Corporate Note	CATERPILLAR FINL SVCS CORP	14913R2L0	0.450	1.1400	01/28/22	05/17/24	5,000,000.00	4,948,834.90	4,722,300.00	0.944460
Medium Term Corporate Note	CIT GROUP HOLDINGS INC	17330PC64	4.000	4.0000	06/16/22	06/16/25	10,000,000.00	10,000,000.00	9,648,500.00	0.964850
Medium Term Corporate Note	CREDIT SUISSE	22550L2D2	1.000	0.2800	02/08/21	05/05/23	5,000,000.00	5,017,974.83	4,948,550.00	0.989710
Medium Term Corporate Note	EQUITABLE FINANCIAL LIFE	29449WAC1	0.500	0.8801	12/13/21	11/17/23	5,000,000.00	4,981,121.14	4,823,100.00	0.964620
Medium Term Corporate Note	EXXON MOBIL CORPORATION	30231GBH4	2.992	1.3664	05/15/20	03/19/25	5,000,000.00	5,199,101.16	4,799,950.00	0.959990
Medium Term Corporate Note	FLORIDA POWER & LIGHT	341081FZ5	2.850	0.9313	06/01/20	04/01/25	5,000,000.00	5,236,528.75	4,786,450.00	0.957290
Medium Term Corporate Note	GUARDIAN LIFE	40139LBA0	1.250	4.3658	02/07/23	11/19/27	10,000,000.00	8,694,883.33	8,400,800.00	0.840080

Medium Term Corporate Note	HARVARD PRES & FELLOWS	740816AJ2	2.300	2.3860	05/24/19	10/01/23	4,000,000.00	3,996,620.33	3,934,680.00	0.983670
Medium Term Corporate Note	HSBC USA INC	40434CAD7	3.500	2.1493	10/23/19	06/23/24	5,000,000.00	5,099,164.28	4,874,850.00	0.974970
Medium Term Corporate Note	JP MORGAN CHASE	48130UWA9	0.750	0.7500	05/11/21	12/11/24	5,000,000.00	5,000,000.00	4,558,300.00	0.911660
Medium Term Corporate Note	JP MORGAN CHASE	46632FRU1	0.700	0.7000	01/22/21	01/22/26	5,000,000.00	5,000,000.00	4,276,350.00	0.855270
Medium Term Corporate Note	LLOYDS BANK	53944VAH2	3.500	0.7800	02/03/21	05/14/25	5,000,000.00	5,336,053.80	4,791,800.00	0.958360
Medium Term Corporate Note	MASSMUTUAL GLOBAL FUND	57629WCU2	0.850	0.3100	03/02/21	06/09/23	5,000,000.00	5,013,479.10	4,941,900.00	0.988380
Medium Term Corporate Note	MASSMUTUAL GLOBAL FUND	57629WDL1	5.050	4.5579	01/13/23	12/07/27	10,000,000.00	10,264,000.00	10,015,500.00	1.001550
Medium Term Corporate Note	MET LIFE GLOB	59217GER6	1.875	2.3800	02/24/22	01/11/27	5,000,000.00	4,904,199.57	4,420,600.00	0.884120
Medium Term Corporate Note	META PLATFORMS INC	30303M8B1	3.500	4.1519	09/12/22	08/15/27	10,000,000.00	9,734,923.36	9,402,300.00	0.940230
Medium Term Corporate Note	NATIONAL SECS CLEARING	637639AH8	5.100	4.5977	01/13/23	11/21/27	5,000,000.00	5,144,733.33	4,990,800.00	0.998160
Medium Term Corporate Note	NEW YORK LIFE	64952WDG5	2.875	2.7501	04/26/19	04/10/24	5,000,000.00	5,009,113.28	4,866,000.00	0.973200
Medium Term Corporate Note	NEW YORK LIFE	64952WDL4	2.000	1.1600	12/29/21	01/22/25	7,500,000.00	7,624,195.44	7,045,800.00	0.939440
Medium Term Corporate Note	NEW YORK LIFE	64952WCH4	2.350	3.4178	05/18/22	07/14/26	5,970,000.00	5,761,394.32	5,457,057.60	0.914080
Medium Term Corporate Note	PACIFIC LIFE	6944PL2C2	0.500	0.3252	09/17/21	09/23/23	5,000,000.00	5,008,717.02	4,864,700.00	0.972940
Medium Term Corporate Note	PRICOA GLOBAL FUNDING	741531FA0	3.450	3.1799	02/04/19	09/01/23	5,000,000.00	5,013,192.03	4,952,050.00	0.990410
Medium Term Corporate Note	PRINCIPAL LFE GLB FND II	74256LEE5	1.250	0.7601	01/12/21	06/23/25	5,000,000.00	5,060,540.44	4,534,500.00	0.906900
Medium Term Corporate Note	PROTECTIVE LIFE	74368CBC7	1.618	1.1220	09/07/21	04/15/26	5,000,000.00	5,084,889.03	4,461,150.00	0.892230
Medium Term Corporate Note	ROYAL BANK OF CANADA	78015K7L2	0.425	0.5000	03/02/21	01/19/24	5,000,000.00	4,996,263.60	4,792,450.00	0.958490
Medium Term Corporate Note	ROYAL BANK OF CANADA	78015K7H1	1.150	1.2500	10/26/21	06/10/25	10,000,000.00	9,975,461.85	9,124,600.00	0.912460
Medium Term Corporate Note	SANOFI PHARMACEUTICAL	801060AC8	3.375	1.6725	02/06/20	06/19/23	5,000,000.00	5,042,210.02	4,980,550.00	0.996110
Medium Term Corporate Note	SHELL INTERNATIONAL FIN	822582BZ4	3.500	1.7172	02/05/20	11/13/23	5,000,000.00	5,088,002.78	4,940,350.00	0.988070
Medium Term Corporate Note	SHELL INTERNATIONAL FIN	822582CC4	2.000	2.0998	11/14/19	11/07/24	5,000,000.00	4,990,272.63	4,751,050.00	0.950210
Medium Term Corporate Note	TOYOTA MOTOR CREDIT CORP	89236TDW2	2.900	0.6042	04/13/21	04/17/24	3,933,000.00	4,067,624.10	3,830,466.69	0.973930
Medium Term Corporate Note	TOYOTA MOTOR CREDIT CORP	89236TGT6	1.800	1.8000	02/13/20	02/13/25	5,000,000.00	5,000,000.00	4,687,100.00	0.937420
Medium Term Corporate Note	TOYOTA MOTOR CREDIT CORP	89236THY4	0.700	0.7000	01/20/21	01/20/26	5,000,000.00	5,000,000.00	4,462,950.00	0.892590
Medium Term Corporate Note	TOYOTA MOTOR CREDIT CORP	89236TJZ9	3.050	3.6894	05/04/22	03/22/27	10,000,000.00	9,772,691.47	9,303,800.00	0.930380
Medium Term Corporate Note	TOYOTA MOTOR CREDIT CORP	89236TKL8	5.450	4.4619	02/01/23	11/10/27	10,000,000.00	10,542,625.00	10,211,600.00	1.021160
Medium Term Corporate Note	U.S. BANCORP	91159HHR4	3.150	3.6794	05/04/22	04/27/27	10,000,000.00	9,782,263.87	9,324,500.00	0.932450
Medium Term Corporate Note	UBS FINANCE DELAWARE	902674YF1	0.375	0.3200	06/14/21	06/01/23	5,000,000.00	5,001,371.79	4,941,200.00	0.988240
Medium Term Corporate Note	US BANK NA CINCINNATI	90331HNV1	3.400	3.4812	11/26/18	07/24/23	5,000,000.00	4,998,706.72	4,964,250.00	0.992850
Medium Term Corporate Note	US BANK NA CINCINNATI	90331HMS9	2.800	0.6414	11/25/20	01/27/25	5,000,000.00	5,214,136.02	4,792,850.00	0.958570
Medium Term Corporate Note	WAL-MART STORES	931142EL3	2.850	1.8859	10/01/19	07/08/24	5,000,000.00	5,070,962.89	4,856,800.00	0.971360
<b>Total Count 49</b>			<b>2.455</b>	<b>2.2188</b>			<b>288,977,000.00</b>	<b>289,017,102.25</b>	<b>273,325,150.39</b>	<b>0.945837</b>

<b>Money Market</b>	<b>Issuer</b>	<b>CUSIP</b>	<b>Coupon Rate</b>	<b>Yield Matur</b>	<b>Purchase Date</b>	<b>Maturity Date</b>	<b>Ending Par Val/Shares</b>	<b>Amor Value On 02/28/23</b>	<b>Ending Market Val</b>	<b>Ending Unit Price</b>
Money Market	FIDELITY INVESTMENTS		4.503	4.5026	12/10/90	Open	22,000,000.00	22,000,000.00	22,000,000.00	1.000000
<b>Total Count 1</b>			<b>4.503</b>	<b>4.5026</b>			<b>22,000,000.00</b>	<b>22,000,000.00</b>	<b>22,000,000.00</b>	<b>1.000000</b>

<b>Municipal Bond</b>	<b>Issuer</b>	<b>CUSIP</b>	<b>Coupon Rate</b>	<b>Yield Matur</b>	<b>Purchase Date</b>	<b>Maturity Date</b>	<b>Ending Par Val/Shares</b>	<b>Amor Value On 02/28/23</b>	<b>Ending Market Val</b>	<b>Ending Unit Price</b>
Municipal Bond	ANTELOPE VALLY UNION HIGH	036717MN3	2.396	0.8301	10/30/20	08/01/25	1,775,000.00	1,843,629.46	1,673,292.50	0.942700
Municipal Bond	CHAFFEY COMMUNITY COLLEGE	157432LM5	1.421	0.8621	08/17/21	06/01/26	2,885,000.00	2,940,471.79	2,589,431.75	0.897550
Municipal Bond	CITY OF VALLEJO	919259BL4	1.469	1.4690	03/31/20	05/01/23	1,500,000.00	1,500,000.00	1,491,090.00	0.994060
Municipal Bond	CONTRA COSTA CA CMNTY CLG DIST	212204JH5	2.163	3.2901	08/15/22	08/01/27	2,795,000.00	2,664,232.42	2,511,028.00	0.898400
Municipal Bond	COUNTY OF RIVERSIDE CA	76913CAZ2	2.667	2.2601	05/06/20	02/15/25	5,000,000.00	5,039,562.93	4,764,600.00	0.952920
Municipal Bond	COUNTY OF WESTCHESTER NY	95736VAY8	0.750	0.7456	11/05/20	07/01/25	1,940,000.00	1,940,211.60	1,769,978.40	0.912360
Municipal Bond	FRESNO COUNTY CA PENSION OBLG	358266CB8	0.000	3.4071	08/08/22	08/15/24	8,000,000.00	7,472,400.00	7,383,520.00	0.922940
Municipal Bond	GOLDEN STATE TOBACCO	38122NA85	1.600	1.3104	10/12/21	06/01/26	2,000,000.00	2,019,750.93	1,787,020.00	0.893510
Municipal Bond	GOLDEN STATE TOBACCO	38122NA85	1.600	3.5602	05/13/22	06/01/26	6,300,000.00	5,861,404.16	5,629,113.00	0.893510



Municipal Bond	GOLDEN STATE TOBACCO	38122NA93	1.886	3.4943	08/03/22	06/01/27	9,305,000.00	8,686,821.01	8,161,787.70	0.877140
Municipal Bond	KERN COUNTY CA PENSION OBLLG	492279CR3	0.000	3.6371	08/11/22	08/15/25	15,000,000.00	13,457,250.00	13,103,100.00	0.873540
Municipal Bond	LOS ALTOS SCHOOL DIST	544290JH3	1.000	0.5501	06/10/21	10/01/24	5,000,000.00	5,044,678.91	4,687,800.00	0.937560
Municipal Bond	LOS ANGELES UNIFIED SCHOOL DIST	544647FB1	1.245	1.3763	01/28/22	07/01/25	3,355,000.00	3,344,212.71	3,073,247.10	0.916020
Municipal Bond	LOS ANGELES UNIFIED SCHOOL DIST	544646A77	5.720	4.2754	06/16/22	05/01/27	13,500,000.00	14,264,800.28	13,791,735.00	1.021610
Municipal Bond	MARIN CA CMNTY CLG DIST	56781RKE6	0.930	3.2502	08/15/22	08/01/27	3,155,000.00	2,850,839.48	2,697,777.40	0.855080
Municipal Bond	MASSACHUSETTS ST SPL OBLG	576004GV1	3.560	3.5600	08/30/22	07/15/23	10,000,000.00	10,000,000.00	9,946,700.00	0.994670
Municipal Bond	NEW YORK STATE DORMITORY	64990FD27	0.267	0.2670	06/23/21	03/15/23	1,000,000.00	1,000,000.00	998,230.00	0.998230
Municipal Bond	NEW YORK STATE DORMITORY	64990FD43	0.887	0.8870	06/23/21	03/15/25	1,650,000.00	1,650,000.00	1,524,765.00	0.924100
Municipal Bond	NEW YORK STATE URBAN DEV	650036AR7	0.720	0.7200	06/25/20	03/15/23	1,250,000.00	1,250,000.00	1,248,012.50	0.998410
Municipal Bond	NEW YORK STATE URBAN DEV	64985TAY7	2.020	2.0200	10/30/19	03/15/24	5,000,000.00	5,000,000.00	4,852,000.00	0.970400
Municipal Bond	STATE OF CALIFORNIA	13063DDG0	2.250	2.8401	01/22/19	10/01/23	5,000,000.00	4,971,110.10	4,915,500.00	0.983100
Municipal Bond	STATE OF CALIFORNIA	13063DLZ9	3.000	2.5002	05/01/19	04/01/24	5,000,000.00	5,036,570.03	4,894,350.00	0.978870
Municipal Bond	STATE OF CALIFORNIA	13063DRD2	2.375	1.0560	10/04/21	10/01/26	9,900,000.00	10,410,128.42	9,161,262.00	0.925380
Municipal Bond	STATE OF CALIFORNIA	13063DC48	1.700	3.9381	02/07/23	02/01/28	10,000,000.00	8,999,033.33	8,685,100.00	0.868510
Municipal Bond	STATE OF CONNECTICUT	20772KAK5	3.750	4.0152	01/24/23	01/15/28	10,000,000.00	9,890,775.00	9,576,900.00	0.957690
Municipal Bond	STATE OF HAWAII	419792YR1	0.893	0.8930	08/20/21	08/01/26	6,400,000.00	6,400,000.00	5,638,144.00	0.880960
Municipal Bond	STATE OF HAWAII	419792G26	1.283	3.6003	09/12/22	08/01/26	9,000,000.00	8,319,897.84	8,038,170.00	0.893130
Municipal Bond	STATE OF HAWAII	419792G34	1.535	3.9180	02/02/23	08/01/27	5,000,000.00	4,513,263.19	4,513,050.00	0.902610
Municipal Bond	STATE OF NEW YORK	649791PS3	2.360	3.3081	05/04/22	02/15/27	7,000,000.00	6,753,245.44	6,434,050.00	0.919150
Municipal Bond	STATE OF WISCONSIN	977100CZ7	2.049	2.0490	03/25/20	05/01/23	4,000,000.00	4,000,000.00	3,980,120.00	0.995030
Municipal Bond	TEXAS A&M UNIVERSITY	88213AKA2	2.349	1.6402	01/23/20	05/15/23	5,000,000.00	5,017,574.86	4,973,400.00	0.994680
Municipal Bond	TEXAS A&M UNIVERSITY	88213ALV5	2.877	1.0002	05/15/20	05/15/25	3,000,000.00	3,138,673.03	2,873,070.00	0.957690
Municipal Bond	UNIVERSITY OF CALIFORNIA	91412HGE7	0.883	0.4113	02/02/21	05/15/25	5,000,000.00	5,058,603.63	4,573,800.00	0.914760
Municipal Bond	UNIVERSITY OF CALIFORNIA	91412GU94	3.063	3.0951	05/18/22	07/01/25	8,800,000.00	8,793,247.01	8,432,248.00	0.958210
<b>Total Count 34</b>			<b>2.139</b>	<b>2.7485</b>			<b>193,510,000.00</b>	<b>189,132,387.56</b>	<b>180,373,392.35</b>	<b>0.932114</b>

State Pool	Issuer	CUSIP	Coupon Rate	Yield Matur	Purchase Date	Maturity Date	Ending Par Val/Shares	Amor Value On 02/28/23	Ending Market Val	Ending Unit Price
State Pool	STATE OF CALIFORNIA		2.770	2.7700	01/01/88	Open	9,655,160.97	9,655,160.97	9,655,160.97	1.000000
State Pool	STATE OF CALIFORNIA		2.770	2.7700	11/30/01	Open	5,600,594.49	5,600,594.49	5,600,594.49	1.000000
<b>Total Count 2</b>			<b>2.770</b>	<b>2.7700</b>			<b>15,255,755.46</b>	<b>15,255,755.46</b>	<b>15,255,755.46</b>	<b>1.000000</b>

Step Up Note	Issuer	CUSIP	Coupon Rate	Yield Matur	Purchase Date	Maturity Date	Ending Par Val/Shares	Amor Value On 02/28/23	Ending Market Val	Ending Unit Price
Step Up Note	FED HOME LOAN BANK	3130AMQW5	0.550	0.3500	06/16/21	12/16/24	10,000,000.00	10,000,000.00	9,219,700.00	0.921970
<b>Total Count 1</b>			<b>0.550</b>	<b>0.3500</b>			<b>10,000,000.00</b>	<b>10,000,000.00</b>	<b>9,219,700.00</b>	<b>0.921970</b>

Supranational	Issuer	CUSIP	Coupon Rate	Yield Matur	Purchase Date	Maturity Date	Ending Par Val/Shares	Amor Value On 02/28/23	Ending Market Val	Ending Unit Price
Supranational	INTER AMERICAN DEVELOPMNT BANK	4581XoDP0	0.250	4.7132	01/10/23	11/15/23	5,000,000.00	4,818,659.72	4,827,850.00	0.965570
Supranational	INTER AMERICAN DEVELOPMNT BANK	4581XoCF3	3.000	0.2411	02/01/21	02/21/24	5,000,000.00	5,137,698.08	4,891,000.00	0.978200
Supranational	INTER AMERICAN DEVELOPMNT BANK	4581XoDK1	1.750	0.5597	05/13/21	03/14/25	5,000,000.00	5,147,548.35	4,699,450.00	0.939890
Supranational	INTL BK RECON & DEVELOP	459058FF5	1.750	2.6580	02/01/19	04/19/23	5,000,000.00	4,977,596.68	4,980,200.00	0.996040
Supranational	INTL BK RECON & DEVELOP	45906M2L4	0.650	0.7336	07/30/21	02/24/26	5,000,000.00	4,987,614.22	4,426,450.00	0.885290
Supranational	INTL BK RECON & DEVELOP	459058JT1	0.850	2.0199	02/18/22	02/10/27	3,600,000.00	3,438,939.27	3,117,888.00	0.866080
Supranational	INTL BK RECON & DEVELOP	459058JT1	0.850	2.9983	05/18/22	02/10/27	6,000,000.00	5,546,129.24	5,196,480.00	0.866080
<b>Total Count 7</b>			<b>1.328</b>	<b>1.9751</b>			<b>34,600,000.00</b>	<b>34,054,185.56</b>	<b>32,139,318.00</b>	<b>0.928882</b>

<b>Time Deposit</b>	<b>Issuer</b>	<b>CUSIP</b>	<b>Coupon Rate</b>	<b>Yield Matur</b>	<b>Purchase Date</b>	<b>Maturity Date</b>	<b>Ending Par Val/Shares</b>	<b>Amor Value On 02/28/23</b>	<b>Ending Market Val</b>	<b>Ending Unit Price</b>
Time Deposit	PREMIER VALLEY BANK		0.737	0.7373	09/29/22	03/30/23	1,413,546.76	1,413,546.76	1,413,546.76	1.000000
<b>Total Count 1</b>			<b>0.737</b>	<b>0.7373</b>			<b>1,413,546.76</b>	<b>1,413,546.76</b>	<b>1,413,546.76</b>	<b>1.000000</b>

<b>Treasury Note</b>	<b>Issuer</b>	<b>CUSIP</b>	<b>Coupon Rate</b>	<b>Yield Matur</b>	<b>Purchase Date</b>	<b>Maturity Date</b>	<b>Ending Par Val/Shares</b>	<b>Amor Value On 02/28/23</b>	<b>Ending Market Val</b>	<b>Ending Unit Price</b>
Treasury Note	U.S. TREASURY	91282CAF8	0.125	0.2500	06/23/21	08/15/23	10,000,000.00	9,993,757.80	9,776,600.00	0.977660
Treasury Note	U.S. TREASURY	9128284X5	2.750	1.6374	12/31/19	08/31/23	5,000,000.00	5,027,588.51	4,943,750.00	0.988750
Treasury Note	U.S. TREASURY	912828XX3	2.000	1.5701	10/18/19	06/30/24	5,000,000.00	5,031,743.77	4,799,200.00	0.959840
Treasury Note	U.S. TREASURY	912828YM6	1.500	2.8243	04/25/22	10/31/24	10,000,000.00	9,744,229.54	9,451,200.00	0.945120
Treasury Note	U.S. TREASURY	912828G38	2.250	1.6900	12/31/19	11/15/24	5,000,000.00	5,054,836.70	4,781,850.00	0.956370
Treasury Note	U.S. TREASURY	91282CBC4	0.375	0.4447	01/20/21	12/31/25	10,000,000.00	9,979,247.71	8,921,100.00	0.892110
Treasury Note	U.S. TREASURY	912828R36	1.625	2.8580	05/16/22	05/15/26	10,000,000.00	9,592,085.87	9,162,500.00	0.916250
Treasury Note	U.S. TREASURY	91282CCP4	0.625	0.6223	08/03/21	07/31/26	5,000,000.00	5,000,461.65	4,404,500.00	0.880900
Treasury Note	U.S. TREASURY	91282CFB2	2.750	3.7212	01/31/23	07/31/27	10,000,000.00	9,601,000.00	9,393,800.00	0.939380
<b>Total Count 9</b>			<b>1.449</b>	<b>1.8165</b>			<b>70,000,000.00</b>	<b>69,024,951.55</b>	<b>65,634,500.00</b>	<b>0.937636</b>

<b>US Sovereign Bond Guarantee</b>	<b>Issuer</b>	<b>CUSIP</b>	<b>Coupon Rate</b>	<b>Yield Matur</b>	<b>Purchase Date</b>	<b>Maturity Date</b>	<b>Ending Par Val/Shares</b>	<b>Amor Value On 02/28/23</b>	<b>Ending Market Val</b>	<b>Ending Unit Price</b>
US Sovereign Bond Guarantee	AID-ISRAEL	46513EGV8	5.500	2.5770	02/28/19	12/04/23	4,815,000.00	4,953,067.39	4,825,641.15	1.002210
<b>Total Count 1</b>			<b>5.500</b>	<b>2.5770</b>			<b>4,815,000.00</b>	<b>4,953,067.39</b>	<b>4,825,641.15</b>	<b>1.002210</b>

<b>Investment Total</b>			<b>2.096</b>	<b>2.1527</b>			<b>1,108,521,302.22</b>	<b>1,103,038,599.29</b>	<b>1,043,680,568.05</b>	<b>0.941507</b>
-------------------------	--	--	--------------	---------------	--	--	-------------------------	-------------------------	-------------------------	-----------------