

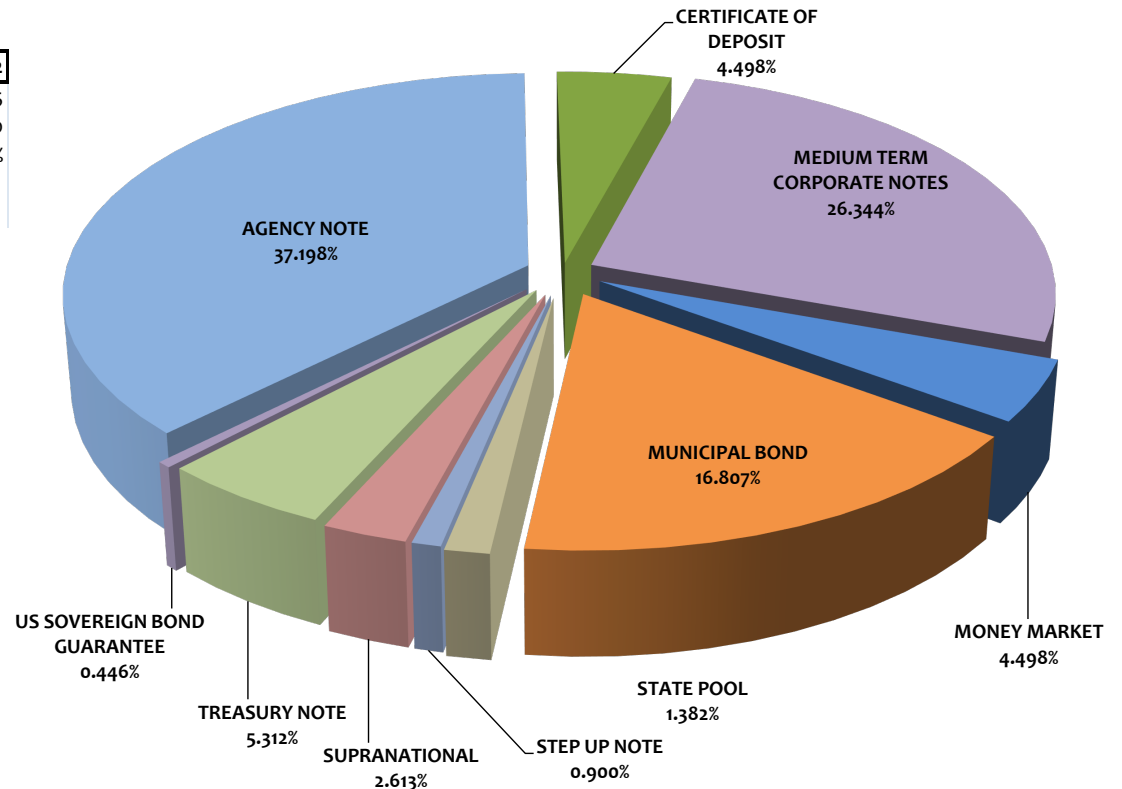
ASSET ALLOCATION

Assets	Current Par Value	Current Book Value	Market Value	Mkt/Book	Yield to Maturity
AGENCY NOTE	\$412,950,000	\$413,454,900	\$393,109,487	95.08%	1.83%
CERTIFICATE OF DEPOSIT	50,000,000	50,000,000	48,399,152	96.80%	2.27%
MEDIUM TERM CORPORATE NOTES	294,015,000	292,813,499	280,971,340	95.96%	2.29%
MONEY MARKET	50,000,000	50,000,000	50,000,000	100.00%	4.78%
MUNICIPAL BOND	191,260,000	186,810,971	181,073,559	96.93%	2.78%
STATE POOL	15,361,209	15,361,209	15,361,209	100.00%	2.89%
STEP UP NOTE	10,000,000	10,000,000	9,359,800	93.60%	0.35%
SUPRANATIONAL	29,600,000	29,047,244	27,687,500	95.32%	1.86%
TREASURY NOTE	60,000,000	59,045,704	57,663,450	97.66%	2.05%
US SOVEREIGN BOND GUARANTEE	4,815,000	4,953,067	4,831,178	97.54%	2.58%
Totals	\$1,118,001,209	\$1,111,486,595	\$1,068,456,676	96.13%	2.28%

Portfolio Breakdown & Statistics

	April 30, 2023	April 30, 2022
AMORTIZED COST	\$1,111,486,595	\$852,558,895
AVERAGE DAYS TO MATURITY	819	830
CURRENT MONTH RETURN ON INVEST	2.27%	1.21%
EARNED INTEREST-CURR MONTH	\$2,099,495	\$849,690
EARNED INTEREST - FISCAL YTD	\$16,006,326	\$8,551,794

Pooled Portfolio Composition by Book Value

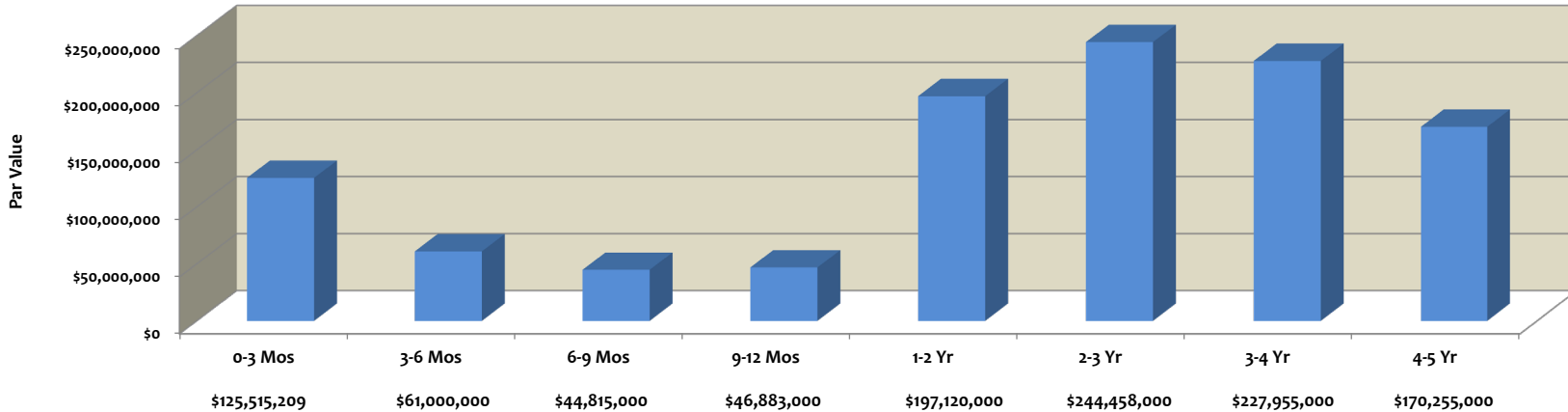




MATURITY DISTRIBUTION

Current Par Value	0-3 Mos	3-6 Mos	6-9 Mos	9-12 Mos	1-2 Yr	2-3 Yr	3-4 Yr	4-5 Yr	Totals
AGENCY NOTE	10,000,000.00	22,000,000.00	15,000,000.00	15,000,000.00	65,000,000.00	145,550,000.00	65,400,000.00	75,000,000.00	\$ 412,950,000.00
MEDIUM TERM CORPORATE NOTES	29,654,000.00	14,000,000.00	15,000,000.00	11,883,000.00	62,470,000.00	55,038,000.00	60,970,000.00	45,000,000.00	\$ 294,015,000.00
MONEY MARKET	50,000,000.00								\$ 50,000,000.00
STATE POOL	15,361,209.19								\$ 15,361,209.19
TREASURY NOTE		15,000,000.00			20,000,000.00		15,000,000.00	10,000,000.00	\$ 60,000,000.00
CERTIFICATE OF DEPOSIT		5,000,000.00	5,000,000.00	5,000,000.00	15,000,000.00		20,000,000.00		\$ 50,000,000.00
MUNICIPAL BOND	20,500,000.00	5,000,000.00		10,000,000.00	19,650,000.00	38,870,000.00	56,985,000.00	40,255,000.00	\$ 191,260,000.00
SUPRANATIONAL			5,000,000.00	5,000,000.00	5,000,000.00	5,000,000.00	9,600,000.00		\$ 29,600,000.00
STEP UP NOTE					10,000,000.00				\$ 10,000,000.00
US SOVEREIGN BOND GUARANTEE			4,815,000.00						\$ 4,815,000.00
Totals	\$125,515,209	\$61,000,000	\$44,815,000	\$46,883,000	\$197,120,000	\$244,458,000	\$227,955,000	\$170,255,000	\$1,118,001,209
% of Portfolio	11.23%	5.46%	4.01%	4.19%	17.63%	21.87%	20.39%	15.23%	100.00%

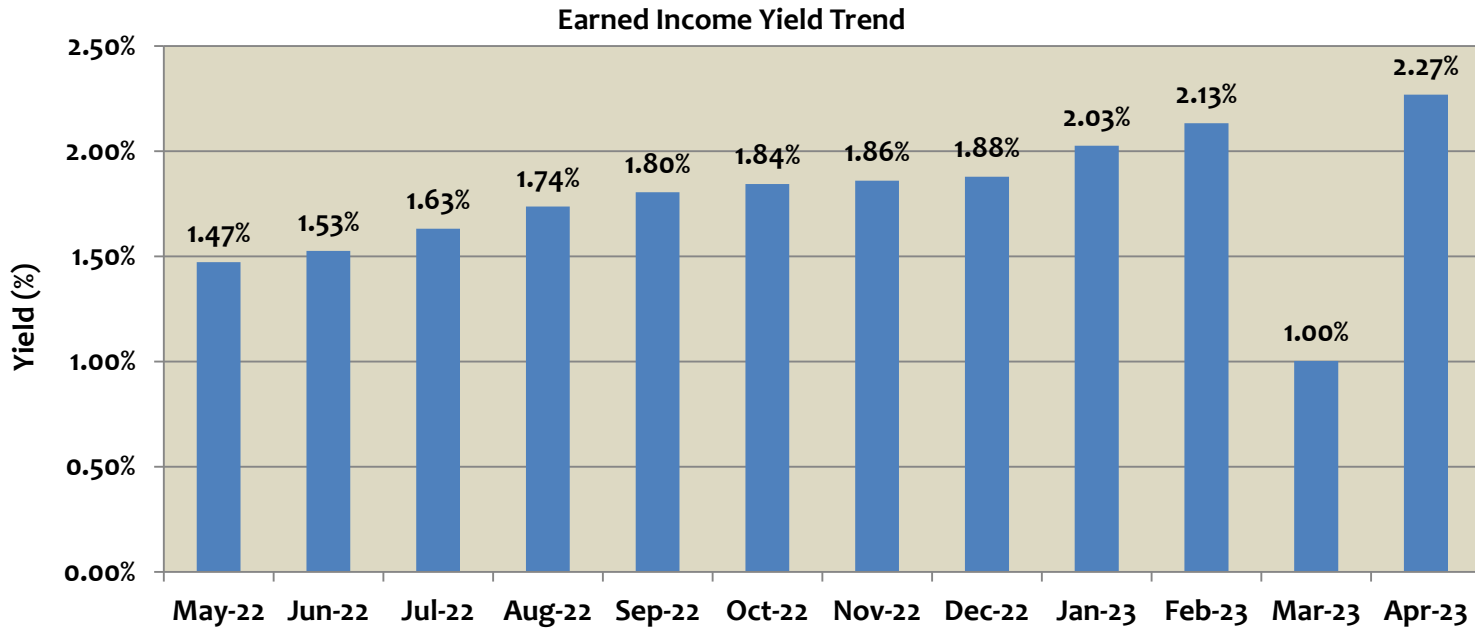
Maturity Distribution
April 30, 2023





PORTFOLIO - EARNED INCOME YIELD

Month	Earned Income Yield
May-22	1.47%
Jun-22	1.53%
Jul-22	1.63%
Aug-22	1.74%
Sep-22	1.80%
Oct-22	1.84%
Nov-22	1.86%
Dec-22	1.88%
Jan-23	2.03%
Feb-23	2.13%
Mar-23	1.00%
Apr-23	2.27%



In accordance with State Law, the Finance Director certifies that the securities held in the City Investment Portfolio, comply with City policies. The Finance Director further certifies that the City has Operating Funds available to meet its expenditure requirements for the next six months.

Amortized Cost - the total amount at which investments are carried on the City books. This amount includes the amortization and accretion of premiums and discounts, respectively.

Market Value - the total amount at which investments are being sold in the market. Market prices are provided by the Bank of New York.

Maturity Value - (also referred to as "par value") the total amount of the face or stated value of the investments at maturity.

Average Days to Maturity - the average time in days left in the maturity of the investments.

Monthly Yield - the rate of return on investments as expressed in a percentage.

Earned Interest - the amount of income realized by all investments.

Agency Note	Issuer	CUSIP	Coupon Rate	Yield Matur	Purchase Date	Maturity Date	Ending Par Val/Shares	Amor Value On 04/30/23	Ending Market Val	Ending Unit Price
Agency Note	FARMER MAC	31422XAT9	0.520	0.5200	03/02/21	12/15/25	5,000,000.00	5,000,000.00	4,544,200.00	0.908840
Agency Note	FARMER MAC	31422XLY6	0.900	0.9000	09/01/21	09/01/26	5,000,000.00	5,000,000.00	4,491,200.00	0.898240
Agency Note	FARMER MAC	31422XUU4	2.000	2.0000	02/25/22	02/25/27	10,000,000.00	10,000,000.00	9,398,300.00	0.939830
Agency Note	FED AG MORTGAGE CORPORATION	31422XMT6	0.930	0.9300	09/21/21	09/21/26	5,000,000.00	5,000,000.00	4,489,100.00	0.897820
Agency Note	FED FARM CREDIT BANK	3133ENXP0	2.100	2.0000	05/26/22	05/25/23	10,000,000.00	10,004,949.49	9,979,000.00	0.997900
Agency Note	FED FARM CREDIT BANK	3133ENF21	3.150	3.2835	08/09/22	08/08/23	12,000,000.00	11,992,119.23	11,929,320.00	0.994110
Agency Note	FED FARM CREDIT BANK	3133EL3E2	0.320	0.3200	08/10/20	08/10/23	5,000,000.00	5,000,000.00	4,931,000.00	0.986200
Agency Note	FED FARM CREDIT BANK	3133EMN81	0.310	0.3100	06/29/21	12/29/23	5,000,000.00	5,000,000.00	4,840,900.00	0.968180
Agency Note	FED FARM CREDIT BANK	3133EKBW5	2.610	2.6100	02/27/19	02/27/24	5,000,000.00	5,000,000.00	4,907,200.00	0.981440
Agency Note	FED FARM CREDIT BANK	3133ELQ56	0.570	0.5700	07/02/20	07/02/24	5,000,000.00	5,000,000.00	4,746,400.00	0.949280
Agency Note	FED FARM CREDIT BANK	3133EKA63	1.600	1.6000	08/16/19	08/16/24	10,000,000.00	10,000,000.00	9,636,100.00	0.963610
Agency Note	FED FARM CREDIT BANK	3133EKP75	1.600	1.4076	10/04/19	09/17/24	5,000,000.00	5,014,227.65	4,808,750.00	0.961750
Agency Note	FED FARM CREDIT BANK	3133EMK92	0.580	0.5800	06/23/21	06/23/25	5,000,000.00	5,000,000.00	4,616,700.00	0.923340
Agency Note	FED FARM CREDIT BANK	3133ELZ80	0.580	0.5800	07/29/20	07/29/25	5,000,000.00	5,000,000.00	4,604,600.00	0.920920
Agency Note	FED FARM CREDIT BANK	3133EMAU6	0.500	0.5000	09/22/20	09/22/25	10,000,000.00	10,000,000.00	9,151,500.00	0.915150
Agency Note	FED FARM CREDIT BANK	3133EMCP5	0.520	0.5301	10/14/20	10/14/25	5,000,000.00	4,998,741.72	4,571,350.00	0.914270
Agency Note	FED FARM CREDIT BANK	3133EMSU7	0.800	0.8000	03/09/21	03/09/26	5,000,000.00	5,000,000.00	4,539,650.00	0.907930
Agency Note	FED FARM CREDIT BANK	3133ENU00	2.640	3.0001	05/04/22	04/08/26	10,000,000.00	9,897,430.86	9,625,100.00	0.962510
Agency Note	FED FARM CREDIT BANK	3133ENFN5	1.540	1.5400	11/30/21	11/30/26	10,000,000.00	10,000,000.00	9,095,700.00	0.909570
Agency Note	FED FARM CREDIT BANK	3133ENHA1	1.500	1.5000	12/14/21	12/14/26	10,000,000.00	10,000,000.00	9,087,800.00	0.908780
Agency Note	FED FARM CREDIT BANK	3133ENL99	3.375	3.4769	09/15/22	09/15/27	10,000,000.00	9,957,888.48	9,826,100.00	0.982610
Agency Note	FED HOME LOAN BANK	3130AFRW9	2.700	2.5516	02/26/19	08/28/23	5,000,000.00	5,003,663.20	4,961,650.00	0.992330
Agency Note	FED HOME LOAN BANK	3130ANES5	0.265	0.2650	07/29/21	12/29/23	10,000,000.00	10,000,000.00	9,678,900.00	0.967890
Agency Note	FED HOME LOAN BANK	3130AB3H7	2.375	0.8307	03/16/20	03/08/24	5,000,000.00	5,076,735.49	4,891,150.00	0.978230
Agency Note	FED HOME LOAN BANK	3130AoXE5	3.250	2.5800	03/08/19	03/08/24	5,000,000.00	5,032,861.86	4,930,650.00	0.986130
Agency Note	FED HOME LOAN BANK	3130AKWZ5	0.220	0.2200	02/24/21	05/24/24	5,000,000.00	5,000,000.00	4,747,900.00	0.949580
Agency Note	FED HOME LOAN BANK	3130AN3D0	0.450	0.4500	06/28/21	05/24/24	10,000,000.00	10,000,000.00	9,519,400.00	0.951940
Agency Note	FED HOME LOAN BANK	3130A2UW4	2.875	1.6639	10/24/19	09/13/24	5,000,000.00	5,089,345.10	4,884,800.00	0.976960
Agency Note	FED HOME LOAN BANK	3130APMK8	0.750	0.7500	11/16/21	09/16/24	10,000,000.00	10,000,000.00	9,455,200.00	0.945520
Agency Note	FED HOME LOAN BANK	3130A3GE8	2.750	1.7080	12/13/19	12/13/24	5,000,000.00	5,102,008.34	4,866,800.00	0.973360
Agency Note	FED HOME LOAN BANK	3130AKMR4	0.330	0.3300	01/28/21	01/15/25	5,000,000.00	5,000,000.00	4,641,900.00	0.928380
Agency Note	FED HOME LOAN BANK	3130ALZV9	0.680	0.6800	04/29/21	04/29/25	5,000,000.00	5,000,000.00	4,668,450.00	0.933690
Agency Note	FED HOME LOAN BANK	3130AMX23	0.900	0.9000	06/30/21	12/30/25	6,550,000.00	6,550,000.00	6,004,647.00	0.916740
Agency Note	FED HOME LOAN BANK	3130AKN85	0.550	0.5652	01/20/21	01/20/26	5,000,000.00	4,997,737.31	4,529,200.00	0.905840
Agency Note	FED HOME LOAN BANK	3130AKPL4	0.550	0.5500	01/28/21	01/28/26	5,000,000.00	5,000,000.00	4,565,650.00	0.913130
Agency Note	FED HOME LOAN BANK	3130AKPC4	0.600	0.6000	01/28/21	01/28/26	5,000,000.00	5,000,000.00	4,533,000.00	0.906600
Agency Note	FED HOME LOAN BANK	3130AS3R8	3.230	3.2300	05/26/22	02/26/26	10,000,000.00	10,000,000.00	9,660,300.00	0.966030
Agency Note	FED HOME LOAN BANK	3130ALV92	1.050	0.9484	04/01/21	03/30/26	5,000,000.00	4,998,491.59	4,614,600.00	0.922920
Agency Note	FED HOME LOAN BANK	3130ALYB4	1.450	1.1449	04/28/21	04/28/26	5,000,000.00	5,000,000.00	4,631,150.00	0.926230
Agency Note	FED HOME LOAN BANK	3130AMTW2	0.500	0.8273	06/30/21	06/30/26	5,000,000.00	5,000,000.00	4,526,600.00	0.905320
Agency Note	FED HOME LOAN BANK	3130AMW00	1.050	0.9375	06/30/21	06/30/26	5,000,000.00	5,000,000.00	4,588,500.00	0.917700
Agency Note	FED HOME LOAN BANK	3130AMZN5	0.750	1.0448	06/30/21	06/30/26	5,000,000.00	5,000,000.00	4,549,650.00	0.909930
Agency Note	FED HOME LOAN BANK	3130ANBS8	0.930	0.9300	07/29/21	07/29/26	5,400,000.00	5,400,000.00	4,872,420.00	0.902300
Agency Note	FED HOME LOAN BANK	3130ANLZ1	0.900	0.9000	08/26/21	08/26/26	5,000,000.00	5,000,000.00	4,497,050.00	0.899410
Agency Note	FED HOME LOAN BANK	3130ASH51	4.125	4.1250	06/29/22	06/29/27	10,000,000.00	10,000,000.00	9,754,300.00	0.975430
Agency Note	FED HOME LOAN BANK	3130AURW6	3.700	3.7000	02/02/23	02/02/28	15,000,000.00	15,000,000.00	15,000,000.00	1.000000
Agency Note	FED HOME LOAN BANK	3130AURX4	3.660	3.6600	02/08/23	02/08/28	15,000,000.00	15,000,000.00	14,976,300.00	0.998420

Agency Note	FED HOME LOAN BANK	3130ATS57	4.500	3.7601	03/14/23	03/10/28	10,000,000.00	10,338,700.00	10,358,300.00	1.035830
Agency Note	FED HOME LOAN MORT CORP	3134GXVK7	2.900	2.9000	05/31/22	05/30/25	10,000,000.00	10,000,000.00	9,675,100.00	0.967510
Agency Note	FED HOME LOAN MORT CORP	3136G4YP2	0.720	0.7200	07/09/20	07/09/25	5,000,000.00	5,000,000.00	4,626,150.00	0.925230
Agency Note	FED HOME LOAN MORT CORP	3134GXCH5	0.600	0.6000	11/25/20	11/25/25	5,000,000.00	5,000,000.00	4,567,400.00	0.913480
Agency Note	FED HOME LOAN MORT CORP	3134GXUG7	3.320	3.3200	05/25/22	11/25/25	14,000,000.00	14,000,000.00	13,604,500.00	0.971750
Agency Note	FED HOME LOAN MORT CORP	3134GYJ37	4.958	4.9579	02/28/23	10/28/27	15,000,000.00	15,000,000.00	14,940,900.00	0.996060
Agency Note	FEDERAL NAT MORTGAGE ASSOC	3135GA6K2	0.500	0.5000	12/30/20	06/30/25	5,000,000.00	5,000,000.00	4,605,900.00	0.921180
Agency Note	FEDERAL NAT MORTGAGE ASSOC	3136G4ZR7	0.700	0.7000	07/21/20	07/21/25	5,000,000.00	5,000,000.00	4,619,800.00	0.923960
Agency Note	FEDERAL NAT MORTGAGE ASSOC	3136G4N82	0.490	0.4900	08/21/20	08/21/25	10,000,000.00	10,000,000.00	9,173,900.00	0.917390
Agency Note	FEDERAL NAT MORTGAGE ASSOC	3135GA3W9	0.600	0.6000	11/25/20	11/25/25	5,000,000.00	5,000,000.00	4,567,400.00	0.913480
Total Count 57			1.890	1.8261			412,950,000.00	413,454,900.32	393,109,487.00	0.951954

Certificate of Deposit	Issuer	CUSIP	Coupon Rate	Yield Matur	Purchase Date	Maturity Date	Ending Par Val/Shares	Amor Value On 04/30/23	Ending Market Val	Ending Unit Price
Certificate of Deposit	GOLDMAN SACHS	38149MYT4	0.350	0.3500	08/25/21	08/25/23	5,000,000.00	5,000,000.00	4,919,399.15	0.983880
Certificate of Deposit	JP MORGAN CHASE	48128WPR0	2.650	2.6500	04/08/22	04/08/27	10,000,000.00	10,000,000.00	9,591,901.20	0.959190
Certificate of Deposit	MORGAN STANLEY	61768EBM4	1.650	1.6500	03/05/20	03/05/24	5,000,000.00	5,000,000.00	4,844,396.40	0.968879
Certificate of Deposit	MORGAN STANLEY	61690ULQ1	1.950	1.9711	10/10/19	10/10/24	5,000,000.00	5,000,000.00	4,789,405.15	0.957881
Certificate of Deposit	MORGAN STANLEY	61690UMT4	1.950	1.9711	10/31/19	10/31/24	5,000,000.00	5,000,000.00	4,793,543.50	0.958709
Certificate of Deposit	MORGAN STANLEY	61768EAQ6	1.800	1.8000	02/20/20	02/20/25	5,000,000.00	5,000,000.00	4,754,325.50	0.950865
Certificate of Deposit	MORGAN STANLEY	61690UJ50	3.200	3.2000	05/19/22	05/19/26	10,000,000.00	10,000,000.00	9,782,663.30	0.978266
Certificate of Deposit	WELLS FARGO BANK	949763WR3	3.350	3.3500	01/09/19	01/09/24	1,000,000.00	1,000,000.00	985,954.82	0.985955
Certificate of Deposit	WELLS FARGO BANK	949763WU6	3.200	3.2000	01/18/19	01/18/24	4,000,000.00	4,000,000.00	3,937,563.28	0.984391
Total Count 9			2.263	2.2672			50,000,000.00	50,000,000.00	48,399,152.30	0.967983

Medium Term Corporate Note	Issuer	CUSIP	Coupon Rate	Yield Matur	Purchase Date	Maturity Date	Ending Par Val/Shares	Amor Value On 04/30/23	Ending Market Val	Ending Unit Price
Medium Term Corporate Note	AIG GLOBAL FUNDING	00138CAS7	0.650	0.7000	06/22/21	06/17/24	4,970,000.00	4,966,298.44	4,724,183.80	0.950540
Medium Term Corporate Note	APPLE INC	037833CU2	2.850	2.6366	05/21/19	05/11/24	5,000,000.00	5,015,593.84	4,909,500.00	0.981900
Medium Term Corporate Note	APPLE INC	037833BZ2	2.450	3.3250	05/04/22	08/04/26	10,000,000.00	9,713,133.36	9,529,400.00	0.952940
Medium Term Corporate Note	BANK OF AMERICA	06053FAA7	4.100	0.3500	07/01/21	07/24/23	4,654,000.00	4,741,110.06	4,641,899.60	0.997400
Medium Term Corporate Note	BANK OF AMERICA	06048WM31	1.250	1.2500	05/28/21	05/28/26	5,000,000.00	5,000,000.00	4,361,200.00	0.872240
Medium Term Corporate Note	BANK OF AMERICA	06048WM31	1.250	1.2500	05/28/21	05/28/26	5,000,000.00	5,000,000.00	4,361,200.00	0.872240
Medium Term Corporate Note	BANK OF AMERICA	06048WP20	1.250	1.2500	09/24/21	09/24/26	5,000,000.00	5,000,000.00	4,429,600.00	0.885920
Medium Term Corporate Note	BANK OF NEW YORK	06406HCS6	3.650	3.1079	03/01/19	02/04/24	2,950,000.00	2,965,625.93	2,916,252.00	0.988560
Medium Term Corporate Note	BANK OF NEW YORK	06406RBA4	2.050	2.2980	02/22/22	01/26/27	5,000,000.00	4,952,866.60	4,542,700.00	0.908540
Medium Term Corporate Note	CATERPILLAR FINL SVCS CORP	14913R2L0	0.450	1.1400	01/28/22	05/17/24	5,000,000.00	4,948,834.90	4,772,750.00	0.954550
Medium Term Corporate Note	CIT GROUP HOLDINGS INC	17330PC64	4.000	4.0000	06/16/22	06/16/25	10,000,000.00	10,000,000.00	9,643,300.00	0.964330
Medium Term Corporate Note	CREDIT SUISSE	22550L2D2	1.000	0.2800	02/08/21	05/05/23	5,000,000.00	5,017,974.83	4,987,500.00	0.997500
Medium Term Corporate Note	EQUITABLE FINANCIAL LIFE	29449WAC1	0.500	0.8801	12/13/21	11/17/23	5,000,000.00	4,981,121.14	4,871,000.00	0.974200
Medium Term Corporate Note	EXXON MOBIL CORPORATION	30231GBH4	2.992	1.3664	05/15/20	03/19/25	5,000,000.00	5,159,821.33	4,867,100.00	0.973420
Medium Term Corporate Note	FLORIDA POWER & LIGHT	341081FZ5	2.850	0.9313	06/01/20	04/01/25	5,000,000.00	5,189,661.49	4,848,500.00	0.969700
Medium Term Corporate Note	GUARDIAN LIFE	40139LBA0	1.250	4.3658	02/07/23	11/19/27	10,000,000.00	8,694,883.33	8,596,100.00	0.859610
Medium Term Corporate Note	HARVARD PRES & FELLOWS	740816AJ2	2.300	2.3860	05/24/19	10/01/23	4,000,000.00	3,998,300.14	3,941,960.00	0.985490
Medium Term Corporate Note	HSBC USA INC	40434CAD7	3.500	2.1493	10/23/19	06/23/24	5,000,000.00	5,099,164.28	4,906,600.00	0.981320
Medium Term Corporate Note	JP MORGAN CHASE	48130UWA9	0.750	0.7500	05/11/21	12/11/24	5,000,000.00	5,000,000.00	4,642,350.00	0.928470
Medium Term Corporate Note	JP MORGAN CHASE	46632FRU1	0.700	0.7000	01/22/21	01/22/26	5,000,000.00	5,000,000.00	4,392,300.00	0.878460
Medium Term Corporate Note	LLOYDS BANK	53944VAH2	3.500	0.7800	02/03/21	05/14/25	5,000,000.00	5,336,053.80	4,808,950.00	0.961790
Medium Term Corporate Note	MASSMUTUAL GLOBAL FUND	57629WCU2	0.850	0.3100	03/02/21	06/09/23	5,000,000.00	5,013,479.10	4,977,400.00	0.995480
Medium Term Corporate Note	MASSMUTUAL GLOBAL FUND	57629WDL1	5.050	4.5579	01/13/23	12/07/27	10,000,000.00	10,264,000.00	10,184,500.00	1.018450
Medium Term Corporate Note	MET LIFE GLOB	59217GER6	1.875	2.3800	02/24/22	01/11/27	5,000,000.00	4,904,199.57	4,494,800.00	0.898960
Medium Term Corporate Note	META PLATFORMS INC	30303M8B1	3.500	4.1519	09/12/22	08/15/27	10,000,000.00	9,734,923.36	9,687,200.00	0.968720
Medium Term Corporate Note	NATIONAL SECS CLEARING	637639AH8	5.100	4.5977	01/13/23	11/21/27	5,000,000.00	5,144,733.33	5,061,550.00	1.012310
Medium Term Corporate Note	NEW YORK LIFE	64952WDG5	2.875	2.7501	04/26/19	04/10/24	5,000,000.00	5,006,116.91	4,901,550.00	0.980310
Medium Term Corporate Note	NEW YORK LIFE	64952WDL4	2.000	1.1600	12/29/21	01/22/25	7,500,000.00	7,624,195.44	7,144,425.00	0.952590

Medium Term Corporate Note	NEW YORK LIFE	64952WCH4	2.350	3.4178	05/18/22	07/14/26	5,970,000.00	5,761,394.32	5,593,890.00	0.937000
Medium Term Corporate Note	NORTHWESTERN MUTUAL GLBL	66815L2A6	0.800	5.2501	03/13/23	01/14/26	10,038,000.00	8,888,057.87	9,067,626.54	0.903330
Medium Term Corporate Note	PACIFIC LIFE	6944PL2C2	0.500	0.3252	09/17/21	09/23/23	5,000,000.00	5,004,362.05	4,908,200.00	0.981640
Medium Term Corporate Note	PRICOA GLOBAL FUNDING	741531FA0	3.450	3.1799	02/04/19	09/01/23	5,000,000.00	5,006,648.03	4,971,050.00	0.994210
Medium Term Corporate Note	PRINCIPAL LFE GLB FND II	74256LEE5	1.250	0.7601	01/12/21	06/23/25	5,000,000.00	5,060,540.44	4,626,250.00	0.925250
Medium Term Corporate Note	PROTECTIVE LIFE	74368CBC7	1.618	1.1220	09/07/21	04/15/26	5,000,000.00	5,072,964.60	4,545,750.00	0.909150
Medium Term Corporate Note	ROYAL BANK OF CANADA	78015K7L2	0.425	0.5000	03/02/21	01/19/24	5,000,000.00	4,996,263.60	4,829,250.00	0.965850
Medium Term Corporate Note	ROYAL BANK OF CANADA	78015K7H1	1.150	1.2500	10/26/21	06/10/25	10,000,000.00	9,975,461.85	9,272,400.00	0.927240
Medium Term Corporate Note	SANOFI PHARMACEUTICAL	801060AC8	3.375	1.6725	02/06/20	06/19/23	5,000,000.00	5,042,210.02	4,985,200.00	0.997040
Medium Term Corporate Note	SHELL INTERNATIONAL FIN	822582BZ4	3.500	1.7172	02/05/20	11/13/23	5,000,000.00	5,088,002.78	4,962,600.00	0.992520
Medium Term Corporate Note	SHELL INTERNATIONAL FIN	822582CC4	2.000	2.0998	11/14/19	11/07/24	5,000,000.00	4,990,272.63	4,820,550.00	0.964110
Medium Term Corporate Note	TOYOTA MOTOR CREDIT CORP	89236TDW2	2.900	0.6042	04/13/21	04/17/24	3,933,000.00	4,022,884.71	3,856,503.15	0.980550
Medium Term Corporate Note	TOYOTA MOTOR CREDIT CORP	89236TGT6	1.800	1.8000	02/13/20	02/13/25	5,000,000.00	5,000,000.00	4,773,200.00	0.954640
Medium Term Corporate Note	TOYOTA MOTOR CREDIT CORP	89236THY4	0.700	0.7000	01/20/21	01/20/26	5,000,000.00	5,000,000.00	4,573,700.00	0.914740
Medium Term Corporate Note	TOYOTA MOTOR CREDIT CORP	89236TJZ9	3.050	3.6894	05/04/22	03/22/27	10,000,000.00	9,799,811.95	9,537,900.00	0.953790
Medium Term Corporate Note	TOYOTA MOTOR CREDIT CORP	89236TKL8	5.450	4.4619	02/01/23	11/10/27	10,000,000.00	10,542,625.00	10,446,600.00	1.044660
Medium Term Corporate Note	U.S. BANCORP	91159HHR4	3.150	3.6794	05/04/22	04/27/27	10,000,000.00	9,804,730.51	9,398,700.00	0.939870
Medium Term Corporate Note	UBS FINANCE DELAWARE	902674YF1	0.375	0.3200	06/14/21	06/01/23	5,000,000.00	5,001,371.79	4,979,750.00	0.995950
Medium Term Corporate Note	US BANK NA CINCINNATI	90331HNV1	3.400	3.4812	11/26/18	07/24/23	5,000,000.00	4,998,706.72	4,977,300.00	0.995460
Medium Term Corporate Note	US BANK NA CINCINNATI	90331HMS9	2.800	0.6414	11/25/20	01/27/25	5,000,000.00	5,214,136.02	4,793,650.00	0.958730
Medium Term Corporate Note	WAL-MART STORES	931142EL3	2.850	1.8859	10/01/19	07/08/24	5,000,000.00	5,070,962.89	4,905,500.00	0.981100
Total Count 49			2.400	2.2931			294,015,000.00	292,813,498.96	280,971,340.09	0.955636

Money Market	Issuer	CUSIP	Coupon Rate	Yield Matur	Purchase Date	Maturity Date	Ending Par Val/Shares	Amor Value On 04/30/23	Ending Market Val	Ending Unit Price
Money Market	FIDELITY INVESTMENTS		4.777	4.7774	12/10/90	Open	50,000,000.00	50,000,000.00	50,000,000.00	1.000000
	Total Count 1		4.777	4.7774			50,000,000.00	50,000,000.00	50,000,000.00	1.000000

Municipal Bond	Issuer	CUSIP	Coupon Rate	Yield Matur	Purchase Date	Maturity Date	Ending Par Val/Shares	Amor Value On 04/30/23	Ending Market Val	Ending Unit Price
Municipal Bond	ANTELOPE VALLY UNION HIGH	036717MN3	2.396	0.8301	10/30/20	08/01/25	1,775,000.00	1,843,629.46	1,691,113.50	0.952740
Municipal Bond	CHAFFEY COMMUNITY COLLEGE	157432LM5	1.421	0.8621	08/17/21	06/01/26	2,885,000.00	2,940,471.79	2,644,246.75	0.916550
Municipal Bond	CITY OF VALLEJO	919259BL4	1.469	1.4690	03/31/20	05/01/23	1,500,000.00	1,500,000.00	1,500,000.00	1.000000
Municipal Bond	CONTRA COSTA CA CMNTY CLG DIST	212204JH5	2.163	3.2901	08/15/22	08/01/27	2,795,000.00	2,664,232.42	2,573,188.80	0.920640
Municipal Bond	COUNTY OF RIVERSIDE CA	76913CAZ2	2.667	2.2601	05/06/20	02/15/25	5,000,000.00	5,039,562.93	4,803,700.00	0.960740
Municipal Bond	COUNTY OF WESTCHESTER NY	95736VAY8	0.750	0.7456	11/05/20	07/01/25	1,940,000.00	1,940,211.60	1,788,796.40	0.922060
Municipal Bond	FRESNO COUNTY CA PENSION OBLG	358266CB8	0.000	3.4071	08/08/22	08/15/24	8,000,000.00	7,472,400.00	7,466,720.00	0.933340
Municipal Bond	GOLDEN STATE TOBACCO	38122NA85	1.600	3.5602	05/13/22	06/01/26	6,300,000.00	5,861,404.16	5,765,004.00	0.915080
Municipal Bond	GOLDEN STATE TOBACCO	38122NA85	1.600	1.3104	10/12/21	06/01/26	2,000,000.00	2,019,750.93	1,830,160.00	0.915080
Municipal Bond	GOLDEN STATE TOBACCO	38122NA93	1.886	3.4943	08/03/22	06/01/27	9,305,000.00	8,686,821.01	8,385,200.75	0.901150
Municipal Bond	KERN COUNTY CA PENSION OBLLG	492279CR3	0.000	3.6371	08/11/22	08/15/25	15,000,000.00	13,457,250.00	13,376,850.00	0.891790
Municipal Bond	LOS ALTOS SCHOOL DIST	544290JH3	1.000	0.5501	06/10/21	10/01/24	5,000,000.00	5,033,555.16	4,736,200.00	0.947240
Municipal Bond	LOS ANGELES UNIFIED SCHOOL DIST	544647FB1	1.245	1.3763	01/28/22	07/01/25	3,355,000.00	3,344,212.71	3,132,597.05	0.933710
Municipal Bond	LOS ANGELES UNIFIED SCHOOL DIST	544646A77	5.720	4.2754	06/16/22	05/01/27	13,500,000.00	14,264,800.28	14,108,445.00	1.045070
Municipal Bond	MARIN CA CMNTY CLG DIST	56781RKE6	0.930	3.2502	08/15/22	08/01/27	3,155,000.00	2,850,839.48	2,769,522.10	0.877820
Municipal Bond	MASSACHUSETTS ST SPL OBLG	576004GV1	3.560	3.5600	08/30/22	07/15/23	10,000,000.00	10,000,000.00	9,973,600.00	0.997360
Municipal Bond	NEW YORK STATE DORMITORY	64990FD43	0.887	0.8870	06/23/21	03/15/25	1,650,000.00	1,650,000.00	1,553,772.00	0.941680
Municipal Bond	NEW YORK STATE URBAN DEV	64985TAY7	2.020	2.0200	10/30/19	03/15/24	5,000,000.00	5,000,000.00	4,869,800.00	0.973960
Municipal Bond	STATE OF CALIFORNIA	13063DDG0	2.250	2.8401	01/22/19	10/01/23	5,000,000.00	4,985,453.21	4,940,900.00	0.988180
Municipal Bond	STATE OF CALIFORNIA	13063DLZ9	3.000	2.5002	05/01/19	04/01/24	5,000,000.00	5,024,531.14	4,909,100.00	0.981820
Municipal Bond	STATE OF CALIFORNIA	13063DRD2	2.375	1.0560	10/04/21	10/01/26	9,900,000.00	10,347,531.46	9,326,889.00	0.942110
Municipal Bond	STATE OF CALIFORNIA	13063DC48	1.700	3.9381	02/07/23	02/01/28	10,000,000.00	8,999,033.33	8,935,000.00	0.893500
Municipal Bond	STATE OF CONNECTICUT	20772KAK5	3.750	4.0152	01/24/23	01/15/28	10,000,000.00	9,890,775.00	9,831,900.00	0.983190
Municipal Bond	STATE OF HAWAII	419792G26	1.283	3.6003	09/12/22	08/01/26	9,000,000.00	8,319,897.84	8,214,120.00	0.912680
Municipal Bond	STATE OF HAWAII	419792YR1	0.893	0.8930	08/20/21	08/01/26	6,400,000.00	6,400,000.00	5,766,144.00	0.900960

Municipal Bond	STATE OF HAWAII	419792G34	1.535	3.9180	02/02/23	08/01/27	5,000,000.00	4,513,263.19	4,513,050.00	0.902610
Municipal Bond	STATE OF NEW YORK	649791PS3	2.360	3.3081	05/04/22	02/15/27	7,000,000.00	6,753,245.44	6,520,990.00	0.931570
Municipal Bond	STATE OF WISCONSIN	977100CZ7	2.049	2.0490	03/25/20	05/01/23	4,000,000.00	4,000,000.00	4,000,000.00	1.000000
Municipal Bond	TEXAS A&M UNIVERSITY	88213AKA2	2.349	1.6402	01/23/20	05/15/23	5,000,000.00	5,017,574.86	4,994,900.00	0.998980
Municipal Bond	TEXAS A&M UNIVERSITY	88213ALV5	2.877	1.0002	05/15/20	05/15/25	3,000,000.00	3,138,673.03	2,905,410.00	0.968470
Municipal Bond	UNIVERSITY OF CALIFORNIA	91412HGE7	0.883	0.4113	02/02/21	05/15/25	5,000,000.00	5,058,603.63	4,668,000.00	0.933600
Municipal Bond	UNIVERSITY OF CALIFORNIA	91412GU94	3.063	3.0951	05/18/22	07/01/25	8,800,000.00	8,793,247.01	8,578,240.00	0.974800
Total Count 32			2.158	2.7761			191,260,000.00	186,810,971.07	181,073,559.35	0.946740

State Pool	Issuer	CUSIP	Coupon Rate	Yield Matur	Purchase Date	Maturity Date	Ending Par Val/Shares	Amor Value On 04/30/23	Ending Market Val	Ending Unit Price
State Pool	STATE OF CALIFORNIA		2.890	2.8900	01/01/88	Open	9,722,879.27	9,722,879.27	9,722,879.27	1.000000
State Pool	STATE OF CALIFORNIA		2.890	2.8900	11/30/01	Open	5,638,329.92	5,638,329.92	5,638,329.92	1.000000
Total Count 2			2.890	2.8900			15,361,209.19	15,361,209.19	15,361,209.19	1.000000

Step Up Note	Issuer	CUSIP	Coupon Rate	Yield Matur	Purchase Date	Maturity Date	Ending Par Val/Shares	Amor Value On 04/30/23	Ending Market Val	Ending Unit Price
Step Up Note	FED HOME LOAN BANK	3130AMQW5	0.550	0.3500	06/16/21	12/16/24	10,000,000.00	10,000,000.00	9,359,800.00	0.935980
Total Count 1			0.550	0.3500			10,000,000.00	10,000,000.00	9,359,800.00	0.935980

Supranational	Issuer	CUSIP	Coupon Rate	Yield Matur	Purchase Date	Maturity Date	Ending Par Val/Shares	Amor Value On 04/30/23	Ending Market Val	Ending Unit Price
Supranational	INTER AMERICAN DEVELOPMNT BANK	4581XoDPo	0.250	4.7132	01/10/23	11/15/23	5,000,000.00	4,818,659.72	4,871,150.00	0.974230
Supranational	INTER AMERICAN DEVELOPMNT BANK	4581XoCF3	3.000	0.2411	02/01/21	02/21/24	5,000,000.00	5,137,698.08	4,919,450.00	0.983890
Supranational	INTER AMERICAN DEVELOPMNT BANK	4581XoDK1	1.750	0.5597	05/13/21	03/14/25	5,000,000.00	5,118,203.38	4,777,300.00	0.955460
Supranational	INTL BK RECON & DEVELOP	45906M2L4	0.650	0.7336	07/30/21	02/24/26	5,000,000.00	4,987,614.22	4,551,600.00	0.910320
Supranational	INTL BK RECON & DEVELOP	459058JT1	0.850	2.9983	05/18/22	02/10/27	6,000,000.00	5,546,129.24	5,355,000.00	0.892500
Supranational	INTL BK RECON & DEVELOP	459058JT1	0.850	2.0199	02/18/22	02/10/27	3,600,000.00	3,438,939.27	3,213,000.00	0.892500
Total Count 6			1.255	1.8594			29,600,000.00	29,047,243.91	27,687,500.00	0.935389

Treasury Note	Issuer	CUSIP	Coupon Rate	Yield Matur	Purchase Date	Maturity Date	Ending Par Val/Shares	Amor Value On 04/30/23	Ending Market Val	Ending Unit Price
Treasury Note	U.S. TREASURY	91282CAF8	0.125	0.2500	06/23/21	08/15/23	10,000,000.00	9,993,757.80	9,855,500.00	0.985550
Treasury Note	U.S. TREASURY	9128284X5	2.750	1.6374	12/31/19	08/31/23	5,000,000.00	5,027,588.51	4,962,700.00	0.992540
Treasury Note	U.S. TREASURY	912828XX3	2.000	1.5701	10/18/19	06/30/24	5,000,000.00	5,031,743.77	4,848,450.00	0.969690
Treasury Note	U.S. TREASURY	912828YM6	1.500	2.8243	04/25/22	10/31/24	10,000,000.00	9,744,229.54	9,579,700.00	0.957970
Treasury Note	U.S. TREASURY	912828G38	2.250	1.6900	12/31/19	11/15/24	5,000,000.00	5,054,836.70	4,841,200.00	0.968240
Treasury Note	U.S. TREASURY	912828R36	1.625	2.8580	05/16/22	05/15/26	10,000,000.00	9,592,085.87	9,390,200.00	0.939020
Treasury Note	U.S. TREASURY	91282CCP4	0.625	0.6223	08/03/21	07/31/26	5,000,000.00	5,000,461.65	4,528,300.00	0.905660
Treasury Note	U.S. TREASURY	91282CFB2	2.750	3.7212	01/31/23	07/31/27	10,000,000.00	9,601,000.00	9,657,400.00	0.965740
Total Count 8			1.630	2.0492			60,000,000.00	59,045,703.84	57,663,450.00	0.961058

US Sovereign Bond Guarantee	Issuer	CUSIP	Coupon Rate	Yield Matur	Purchase Date	Maturity Date	Ending Par Val/Shares	Amor Value On 04/30/23	Ending Market Val	Ending Unit Price
US Sovereign Bond Guarantee	AID-ISRAEL	46513EGV8	5.500	2.5770	02/28/19	12/04/23	4,815,000.00	4,953,067.39	4,831,178.40	1.003360
Total Count 1			5.500	2.5770			4,815,000.00	4,953,067.39	4,831,178.40	1.003360

Investment Total			2.202	2.2776			1,118,001,209.19	1,111,486,594.68	1,068,456,676.33	0.955685
-------------------------	--	--	--------------	---------------	--	--	-------------------------	-------------------------	-------------------------	-----------------