

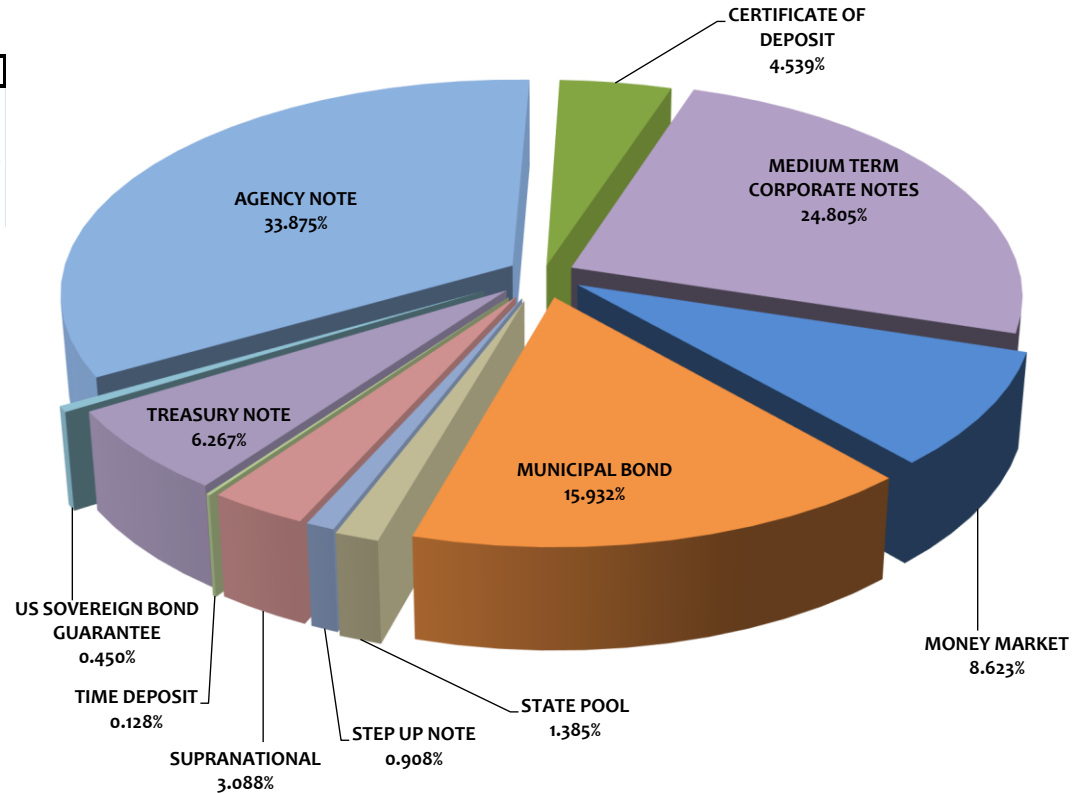
**ASSET ALLOCATION**

Assets	Current Par Value	Current Book Value	Market Value	Mkt/Book	Yield to Maturity
AGENCY NOTE	\$372,950,000	\$373,184,551	\$351,049,719	94.07%	1.51%
CERTIFICATE OF DEPOSIT	50,000,000	50,000,000	48,157,636	96.32%	2.27%
MEDIUM TERM CORPORATE NOTES	272,487,000	273,269,508	260,232,326	95.23%	2.07%
MONEY MARKET	95,000,000	95,000,000	95,000,000	100.00%	4.26%
MUNICIPAL BOND	178,510,000	175,520,110	169,361,682	96.49%	2.66%
STATE POOL	15,255,755	15,255,755	15,255,755	100.00%	2.55%
STEP UP NOTE	10,000,000	10,000,000	9,302,500	93.03%	0.35%
SUPRANATIONAL	34,600,000	34,016,656	32,418,598	95.30%	1.97%
TIME DEPOSIT	1,413,547	1,413,547	1,413,547	100.00%	0.74%
TREASURY NOTE	70,000,000	69,046,082	66,320,250	96.05%	1.82%
US SOVEREIGN BOND GUARANTEE	4,815,000	4,953,067	4,839,942	97.72%	2.58%
<b>Totals</b>	<b>\$1,105,031,302</b>	<b>\$1,101,659,276</b>	<b>\$1,053,351,954</b>	<b>95.62%</b>	<b>2.14%</b>

**Portfolio Breakdown & Statistics**

	January 31, 2023	January 31, 2022
AMORTIZED COST	\$1,101,659,276	\$813,758,382
AVERAGE DAYS TO MATURITY	773	864
CURRENT MONTH RETURN ON INVEST	2.03%	1.18%
EARNED INTEREST-CURR MONTH	\$1,792,847	\$816,759
EARNED INTEREST - FISCAL YTD	\$11,055,283	\$6,074,202

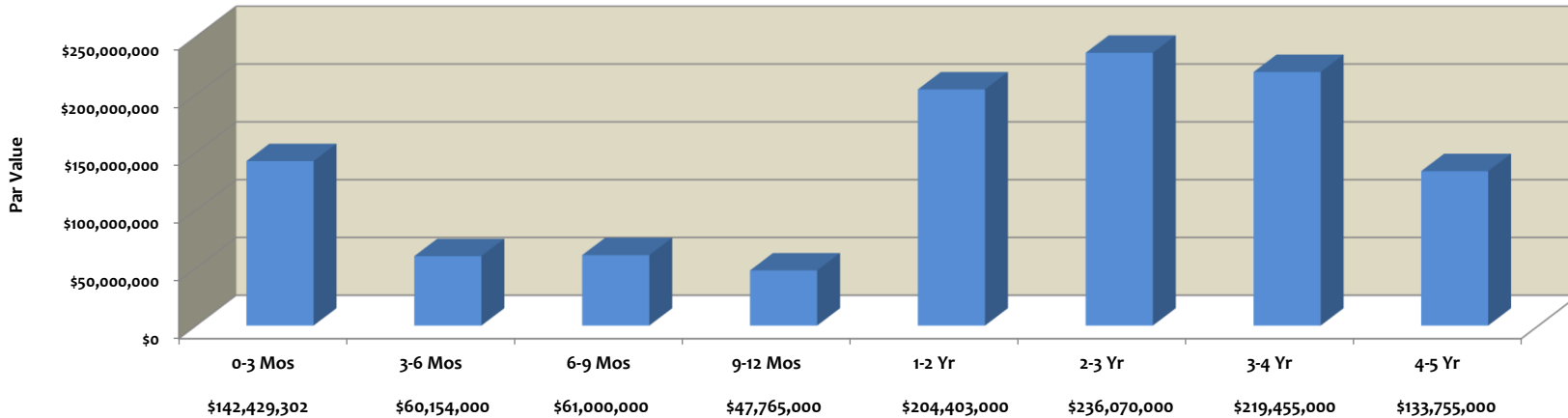
**Pooled Portfolio Composition by Book Value**





MATURITY DISTRIBUTION									
Current Par Value	0-3 Mos	3-6 Mos	6-9 Mos	9-12 Mos	1-2 Yr	2-3 Yr	3-4 Yr	4-5 Yr	Totals
AGENCY NOTE	\$ 15,000,000	\$ 10,000,000	\$ 22,000,000	\$ 15,000,000	\$75,000,000	\$115,550,000	\$90,400,000	\$30,000,000	\$ 372,950,000.00
MEDIUM TERM CORPORATE NOTES	8,510,000	29,654,000	14,000,000	17,950,000	56,403,000	55,000,000	45,970,000	45,000,000	\$ 272,487,000.00
MONEY MARKET	95,000,000								\$ 95,000,000.00
STATE POOL	15,255,755								\$ 15,255,755.46
TIME DEPOSIT	1,413,547								\$ 1,413,546.76
TREASURY NOTE			15,000,000		20,000,000	10,000,000	15,000,000	10,000,000	\$ 70,000,000.00
CERTIFICATE OF DEPOSIT			5,000,000.00	5,000,000.00	15,000,000.00	5,000,000.00	10,000,000.00	10,000,000.00	\$ 50,000,000.00
MUNICIPAL BOND	2,250,000.00	20,500,000.00	5,000,000.00		23,000,000.00	45,520,000.00	43,485,000.00	38,755,000.00	\$ 178,510,000.00
SUPRANATIONAL	5,000,000			5,000,000	5,000,000	5,000,000	14,600,000		\$ 34,600,000.00
STEP UP NOTE					10,000,000.00				\$ 10,000,000.00
US SOVEREIGN BOND GUARANTEE				4,815,000					\$ 4,815,000.00
<b>Totals</b>	<b>\$142,429,302</b>	<b>\$60,154,000</b>	<b>\$61,000,000</b>	<b>\$47,765,000</b>	<b>\$204,403,000</b>	<b>\$236,070,000</b>	<b>\$219,455,000</b>	<b>\$133,755,000</b>	<b>\$1,105,031,302</b>
<b>% of Portfolio</b>	<b>12.89%</b>	<b>5.44%</b>	<b>5.52%</b>	<b>4.32%</b>	<b>18.50%</b>	<b>21.36%</b>	<b>19.86%</b>	<b>12.10%</b>	<b>100.00%</b>

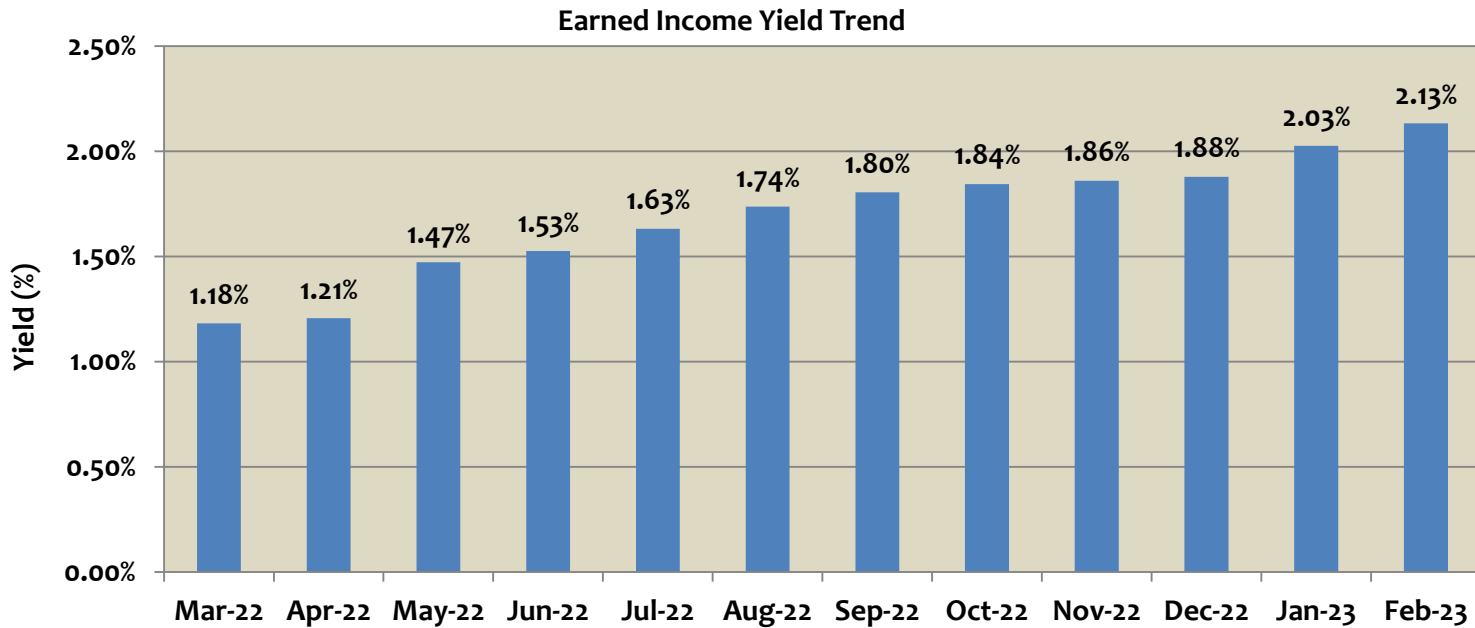
Maturity Distribution  
January 31, 2023





**PORTFOLIO - EARNED INCOME YIELD**

Month	Earned Income Yield
Mar-22	1.18%
Apr-22	1.21%
May-22	1.47%
Jun-22	1.53%
Jul-22	1.63%
Aug-22	1.74%
Sep-22	1.80%
Oct-22	1.84%
Nov-22	1.86%
Dec-22	1.88%
Jan-23	2.03%
Feb-23	2.13%



In accordance with State Law, the Finance Director certifies that the securities held in the City Investment Portfolio, comply with City policies. The Finance Director further certifies that the City has Operating Funds available to meet its expenditure requirements for the next six months.

**Amortized Cost** - the total amount at which investments are carried on the City books. This amount includes the amortization and accretion of premiums and discounts, respectively.

**Market Value** - the total amount at which investments are being sold in the market. Market prices are provided by the Bank of New York.

**Maturity Value** - (also referred to as "par value") the total amount of the face or stated value of the investments at maturity.

**Average Days to Maturity** - the average time in days left in the maturity of the investments.

**Monthly Yield** - the rate of return on investments as expressed in a percentage.

**Earned Interest** - the amount of income realized by all investments.

Agency Note	Issuer	CUSIP	Coupon Rate	Yield Matur	Purchase Date	Maturity Date	Ending Par Val/Shares	Amor Value On 01/31/23	Ending Market Val	Ending Unit Price
Agency Note	FARMER MAC	31422XAT9	0.520	0.5200	03/02/21	12/15/25	5,000,000.00	5,000,000.00	4,513,100.00	0.902620
Agency Note	FARMER MAC	31422XLY6	0.900	0.9000	09/01/21	09/01/26	5,000,000.00	5,000,000.00	4,467,400.00	0.893480
Agency Note	FARMER MAC	31422XUU4	2.000	2.0000	02/25/22	02/25/27	10,000,000.00	10,000,000.00	9,348,700.00	0.934870
Agency Note	FED AG MORTGAGE CORPORATION	31422XMT6	0.930	0.9300	09/21/21	09/21/26	5,000,000.00	5,000,000.00	4,466,500.00	0.893300
Agency Note	FED FARM CREDIT BANK	3133ENXP0	2.100	2.0000	05/26/22	05/25/23	10,000,000.00	10,004,949.49	9,914,000.00	0.991400
Agency Note	FED FARM CREDIT BANK	3133ENF21	3.150	3.2835	08/09/22	08/08/23	12,000,000.00	11,985,450.00	11,885,160.00	0.990430
Agency Note	FED FARM CREDIT BANK	3133EL3E2	0.320	0.3200	08/10/20	08/10/23	5,000,000.00	5,000,000.00	4,879,300.00	0.975860
Agency Note	FED FARM CREDIT BANK	3133EMN81	0.310	0.3100	06/29/21	12/29/23	5,000,000.00	5,000,000.00	4,797,600.00	0.959520
Agency Note	FED FARM CREDIT BANK	3133EKBW5	2.610	2.6100	02/27/19	02/27/24	5,000,000.00	5,000,000.00	4,890,350.00	0.978070
Agency Note	FED FARM CREDIT BANK	3133ELQ56	0.570	0.5700	07/02/20	07/02/24	5,000,000.00	5,000,000.00	4,718,650.00	0.943730
Agency Note	FED FARM CREDIT BANK	3133EKA63	1.600	1.6000	08/16/19	08/16/24	10,000,000.00	10,000,000.00	9,590,900.00	0.959090
Agency Note	FED FARM CREDIT BANK	3133EKP75	1.600	1.4076	10/04/19	09/17/24	5,000,000.00	5,018,904.06	4,786,350.00	0.957270
Agency Note	FED FARM CREDIT BANK	3133EMK92	0.580	0.5800	06/23/21	06/23/25	5,000,000.00	5,000,000.00	4,582,300.00	0.916460
Agency Note	FED FARM CREDIT BANK	3133ELZ80	0.580	0.5800	07/29/20	07/29/25	5,000,000.00	5,000,000.00	4,569,250.00	0.913850
Agency Note	FED FARM CREDIT BANK	3133EMAU6	0.500	0.5000	09/22/20	09/22/25	10,000,000.00	10,000,000.00	9,080,800.00	0.908080
Agency Note	FED FARM CREDIT BANK	3133EMCP5	0.520	0.5301	10/14/20	10/14/25	5,000,000.00	4,998,492.06	4,535,100.00	0.907020
Agency Note	FED FARM CREDIT BANK	3133EMSU7	0.800	0.8000	03/09/21	03/09/26	5,000,000.00	5,000,000.00	4,511,300.00	0.902260
Agency Note	FED FARM CREDIT BANK	3133ENU00	2.640	3.0001	05/04/22	04/08/26	10,000,000.00	9,881,209.27	9,577,900.00	0.957790
Agency Note	FED FARM CREDIT BANK	3133ENFN5	1.540	1.5400	11/30/21	11/30/26	10,000,000.00	10,000,000.00	9,122,200.00	0.912220
Agency Note	FED FARM CREDIT BANK	3133ENHA1	1.500	1.5000	12/14/21	12/14/26	10,000,000.00	10,000,000.00	9,089,400.00	0.908940
Agency Note	FED FARM CREDIT BANK	3133ENL99	3.375	3.4769	09/15/22	09/15/27	10,000,000.00	9,953,600.00	9,808,200.00	0.980820
Agency Note	FED HOME LOAN BANK	3130AS4V8	2.000	2.0000	06/09/22	03/09/23	10,000,000.00	10,000,000.00	9,973,000.00	0.997300
Agency Note	FED HOME LOAN BANK	3130ADR99	2.750	2.5800	03/04/19	03/10/23	5,000,000.00	5,004,195.74	4,991,750.00	0.998350
Agency Note	FED HOME LOAN BANK	3130AFRW9	2.700	2.5516	02/26/19	08/28/23	5,000,000.00	5,007,280.25	4,939,050.00	0.987810
Agency Note	FED HOME LOAN BANK	3130ANES5	0.265	0.2650	07/29/21	12/29/23	10,000,000.00	10,000,000.00	9,591,300.00	0.959130
Agency Note	FED HOME LOAN BANK	3130AB3H7	2.375	0.8307	03/16/20	03/08/24	5,000,000.00	5,114,865.35	4,871,200.00	0.974240
Agency Note	FED HOME LOAN BANK	3130AoXE5	3.250	2.5800	03/08/19	03/08/24	5,000,000.00	5,048,979.57	4,918,000.00	0.983600
Agency Note	FED HOME LOAN BANK	3130AKWZ5	0.220	0.2200	02/24/21	05/24/24	5,000,000.00	5,000,000.00	4,715,300.00	0.943060
Agency Note	FED HOME LOAN BANK	3130AN3D0	0.450	0.4500	06/28/21	05/24/24	10,000,000.00	10,000,000.00	9,459,400.00	0.945940
Agency Note	FED HOME LOAN BANK	3130A2UW4	2.875	1.6639	10/24/19	09/13/24	5,000,000.00	5,118,636.72	4,870,700.00	0.974140
Agency Note	FED HOME LOAN BANK	3130APMK8	0.750	0.7500	11/16/21	09/16/24	10,000,000.00	10,000,000.00	9,400,800.00	0.940080
Agency Note	FED HOME LOAN BANK	3130A3GE8	2.750	1.7080	12/13/19	12/13/24	5,000,000.00	5,102,008.34	4,852,400.00	0.970480
Agency Note	FED HOME LOAN BANK	3130AKMR4	0.330	0.3300	01/28/21	01/15/25	5,000,000.00	5,000,000.00	4,616,200.00	0.923240
Agency Note	FED HOME LOAN BANK	3130ALZV9	0.680	0.6800	04/29/21	04/29/25	5,000,000.00	5,000,000.00	4,630,400.00	0.926080
Agency Note	FED HOME LOAN BANK	3130AMX23	0.900	0.9000	06/30/21	12/30/25	6,550,000.00	6,550,000.00	5,972,748.50	0.911870
Agency Note	FED HOME LOAN BANK	3130AKN85	0.550	0.5652	01/20/21	01/20/26	5,000,000.00	4,997,737.31	4,495,200.00	0.899040
Agency Note	FED HOME LOAN BANK	3130AKPL4	0.550	0.5500	01/28/21	01/28/26	5,000,000.00	5,000,000.00	4,524,650.00	0.904930
Agency Note	FED HOME LOAN BANK	3130AKPC4	0.600	0.6000	01/28/21	01/28/26	5,000,000.00	5,000,000.00	4,499,350.00	0.899870
Agency Note	FED HOME LOAN BANK	3130AS3R8	3.230	3.2300	05/26/22	02/26/26	10,000,000.00	10,000,000.00	9,642,800.00	0.964280
Agency Note	FED HOME LOAN BANK	3130ALV92	1.050	0.9484	04/01/21	03/30/26	5,000,000.00	4,998,242.42	4,575,600.00	0.915120
Agency Note	FED HOME LOAN BANK	3130ALYB4	0.700	1.1449	04/28/21	04/28/26	5,000,000.00	5,000,000.00	4,581,000.00	0.916200
Agency Note	FED HOME LOAN BANK	3130AMTW2	0.500	0.8273	06/30/21	06/30/26	5,000,000.00	5,000,000.00	4,507,600.00	0.901520
Agency Note	FED HOME LOAN BANK	3130AMWMO	1.050	0.9375	06/30/21	06/30/26	5,000,000.00	5,000,000.00	4,548,750.00	0.909750
Agency Note	FED HOME LOAN BANK	3130AMZN5	0.750	1.0448	06/30/21	06/30/26	5,000,000.00	5,000,000.00	4,534,000.00	0.906800
Agency Note	FED HOME LOAN BANK	3130ANBS8	0.930	0.9300	07/29/21	07/29/26	5,400,000.00	5,400,000.00	4,839,480.00	0.896200

Agency Note	FED HOME LOAN BANK	3130ANLZ1	0.900	0.9000	08/26/21	08/26/26	5,000,000.00	5,000,000.00	4,465,350.00	0.893070
Agency Note	FED HOME LOAN BANK	3130ASH51	4.125	4.1250	06/29/22	06/29/27	10,000,000.00	10,000,000.00	9,773,100.00	0.977310
Agency Note	FED HOME LOAN MORT CORP	3134GXVK7	2.900	2.9000	05/31/22	05/30/25	10,000,000.00	10,000,000.00	9,672,000.00	0.967200
Agency Note	FED HOME LOAN MORT CORP	3136G4YP2	0.720	0.7200	07/09/20	07/09/25	5,000,000.00	5,000,000.00	4,592,350.00	0.918470
Agency Note	FED HOME LOAN MORT CORP	3134GXCH5	0.600	0.6000	11/25/20	11/25/25	5,000,000.00	5,000,000.00	4,518,500.00	0.903700
Agency Note	FED HOME LOAN MORT CORP	3134GXUG7	3.320	3.3200	05/25/22	11/25/25	14,000,000.00	14,000,000.00	13,565,580.00	0.968970
Agency Note	FEDERAL NAT MORTGAGE ASSOC	3135GA6K2	0.500	0.5000	12/30/20	06/30/25	5,000,000.00	5,000,000.00	4,570,500.00	0.914100
Agency Note	FEDERAL NAT MORTGAGE ASSOC	3136G4ZR7	0.700	0.7000	07/21/20	07/21/25	5,000,000.00	5,000,000.00	4,585,900.00	0.917180
Agency Note	FEDERAL NAT MORTGAGE ASSOC	3136G4N82	0.490	0.4900	08/21/20	08/21/25	10,000,000.00	10,000,000.00	9,102,800.00	0.910280
Agency Note	FEDERAL NAT MORTGAGE ASSOC	3135GA3W9	0.600	0.6000	11/25/20	11/25/25	5,000,000.00	5,000,000.00	4,518,500.00	0.903700
<b>Total Count 55</b>			<b>1.555</b>	<b>1.5123</b>			<b>372,950,000.00</b>	<b>373,184,550.58</b>	<b>351,049,718.50</b>	<b>0.941278</b>

<i>Certificate of Deposit</i>	<i>Issuer</i>	<i>CUSIP</i>	<i>Coupon Rate</i>	<i>Yield Matur</i>	<i>Purchase Date</i>	<i>Maturity Date</i>	<i>Ending Par Val/Shares</i>	<i>Amor Value On 01/31/23</i>	<i>Ending Market Val</i>	<i>Ending Unit Price</i>
Certificate of Deposit	GOLDMAN SACHS	38149MYT4	0.350	0.3500	08/25/21	08/25/23	5,000,000.00	5,000,000.00	4,868,830.10	0.973766
Certificate of Deposit	JP MORGAN CHASE	48128WPR0	2.650	2.6500	04/08/22	04/08/27	10,000,000.00	10,000,000.00	9,553,228.40	0.955323
Certificate of Deposit	MORGAN STANLEY	61768EBM4	1.650	1.6500	03/05/20	03/05/24	5,000,000.00	5,000,000.00	4,807,452.95	0.961491
Certificate of Deposit	MORGAN STANLEY	61690ULQ1	1.950	1.9711	10/10/19	10/10/24	5,000,000.00	5,000,000.00	4,769,716.75	0.953943
Certificate of Deposit	MORGAN STANLEY	61690UMT4	1.950	1.9711	10/31/19	10/31/24	5,000,000.00	5,000,000.00	4,768,012.50	0.953603
Certificate of Deposit	MORGAN STANLEY	61768EAQ6	1.800	1.8000	02/20/20	02/20/25	5,000,000.00	5,000,000.00	4,735,048.15	0.947010
Certificate of Deposit	MORGAN STANLEY	61690UJ50	3.200	3.2000	05/19/22	05/19/26	10,000,000.00	10,000,000.00	9,752,282.70	0.975228
Certificate of Deposit	WELLS FARGO BANK	949763WR3	3.350	3.3500	01/09/19	01/09/24	1,000,000.00	1,000,000.00	982,120.07	0.982120
Certificate of Deposit	WELLS FARGO BANK	949763WU6	3.200	3.2000	01/18/19	01/18/24	4,000,000.00	4,000,000.00	3,920,944.32	0.980236
<b>Total Count 9</b>			<b>2.263</b>	<b>2.2672</b>			<b>50,000,000.00</b>	<b>50,000,000.00</b>	<b>48,157,635.94</b>	<b>0.963153</b>

<i>Medium Term Corporate Note</i>	<i>Issuer</i>	<i>CUSIP</i>	<i>Coupon Rate</i>	<i>Yield Matur</i>	<i>Purchase Date</i>	<i>Maturity Date</i>	<i>Ending Par Val/Shares</i>	<i>Amor Value On 01/31/23</i>	<i>Ending Market Val</i>	<i>Ending Unit Price</i>
Medium Term Corporate Note	AIG GLOBAL FUNDING	00138CAS7	0.650	0.7000	06/22/21	06/17/24	4,970,000.00	4,966,298.44	4,691,680.00	0.944000
Medium Term Corporate Note	APPLE INC	037833BU3	2.850	2.7654	03/06/19	02/23/23	3,510,000.00	3,511,464.92	3,506,700.60	0.999060
Medium Term Corporate Note	APPLE INC	037833CU2	2.850	2.6366	05/21/19	05/11/24	5,000,000.00	5,015,593.84	4,893,850.00	0.978770
Medium Term Corporate Note	APPLE INC	037833BZ2	2.450	3.3250	05/04/22	08/04/26	10,000,000.00	9,674,788.91	9,415,300.00	0.941530
Medium Term Corporate Note	BANK OF AMERICA	06053FAA7	4.100	0.3500	07/01/21	07/24/23	4,654,000.00	4,741,110.06	4,641,527.28	0.997320
Medium Term Corporate Note	BANK OF AMERICA	06048WM31	1.250	1.2500	05/28/21	05/28/26	5,000,000.00	5,000,000.00	4,403,300.00	0.880660
Medium Term Corporate Note	BANK OF AMERICA	06048WM31	1.250	1.2500	05/28/21	05/28/26	5,000,000.00	5,000,000.00	4,403,300.00	0.880660
Medium Term Corporate Note	BANK OF AMERICA	06048WP20	1.250	1.2500	09/24/21	09/24/26	5,000,000.00	5,000,000.00	4,333,300.00	0.866660
Medium Term Corporate Note	BANK OF NEW YORK	06406HCS6	3.650	3.1079	03/01/19	02/04/24	2,950,000.00	2,973,260.02	2,910,234.00	0.986520
Medium Term Corporate Note	BANK OF NEW YORK	06406RBA4	2.050	2.2980	02/22/22	01/26/27	5,000,000.00	4,952,866.60	4,587,250.00	0.917450
Medium Term Corporate Note	BERKSHIRE HATHAWAY INC.	084670BR8	2.750	3.3102	12/18/18	03/15/23	5,000,000.00	4,986,221.84	4,989,300.00	0.997860
Medium Term Corporate Note	CATERPILLAR FINL SVCS CORP	14913R2L0	0.450	1.1400	01/28/22	05/17/24	5,000,000.00	4,948,834.90	4,734,450.00	0.946890
Medium Term Corporate Note	CIT GROUP HOLDINGS INC	17330PC64	4.000	4.0000	06/16/22	06/16/25	10,000,000.00	10,000,000.00	9,715,900.00	0.971590
Medium Term Corporate Note	CREDIT SUISSE	22550L2D2	1.000	0.2800	02/08/21	05/05/23	5,000,000.00	5,017,974.83	4,940,300.00	0.988060
Medium Term Corporate Note	EQUITABLE FINANCIAL LIFE	29449WAC1	0.500	0.8801	12/13/21	11/17/23	5,000,000.00	4,981,121.14	4,831,900.00	0.966380
Medium Term Corporate Note	EXXON MOBIL CORPORATION	30231GBH4	2.992	1.3664	05/15/20	03/19/25	5,000,000.00	5,199,101.16	4,859,150.00	0.971830
Medium Term Corporate Note	FLORIDA POWER & LIGHT	341081FZ5	2.850	0.9313	06/01/20	04/01/25	5,000,000.00	5,236,528.75	4,818,900.00	0.963780
Medium Term Corporate Note	HARVARD PRES & FELLOWS	740816AJ2	2.300	2.3860	05/24/19	10/01/23	4,000,000.00	3,996,620.33	3,935,200.00	0.983800
Medium Term Corporate Note	HSBC USA INC	40434CAD7	3.500	2.1493	10/23/19	06/23/24	5,000,000.00	5,099,164.28	4,904,500.00	0.980900
Medium Term Corporate Note	JP MORGAN CHASE	48130UWA9	0.750	0.7500	05/11/21	12/11/24	5,000,000.00	5,000,000.00	4,593,150.00	0.918630
Medium Term Corporate Note	JP MORGAN CHASE	46632FRU1	0.700	0.7000	01/22/21	01/22/26	5,000,000.00	5,000,000.00	4,332,000.00	0.866400
Medium Term Corporate Note	LLOYDS BANK	53944VAH2	3.500	0.7800	02/03/21	05/14/25	5,000,000.00	5,336,053.80	4,869,600.00	0.973920
Medium Term Corporate Note	MASSMUTUAL GLOBAL FUND	57629WCU2	0.850	0.3100	03/02/21	06/09/23	5,000,000.00	5,013,479.10	4,930,700.00	0.986140
Medium Term Corporate Note	MASSMUTUAL GLOBAL FUND	57629WDL1	5.050	4.5579	01/13/23	12/07/27	10,000,000.00	10,264,000.00	10,186,400.00	1.018640
Medium Term Corporate Note	MET LIFE GLOB	59217GER6	1.875	2.3800	02/24/22	01/11/27	5,000,000.00	4,904,199.57	4,497,850.00	0.899570
Medium Term Corporate Note	META PLATFORMS INC	30303M8B1	3.500	4.1519	09/12/22	08/15/27	10,000,000.00	9,744,083.33	9,587,500.00	0.958750

Medium Term Corporate Note	NATIONAL SECS CLEARING	637639AH8	5.100	4.5977	01/13/23	11/21/27	5,000,000.00	5,144,733.33	5,104,700.00	1.020940
Medium Term Corporate Note	NEW YORK LIFE	64952WDG5	2.875	2.7501	04/26/19	04/10/24	5,000,000.00	5,009,113.28	4,879,450.00	0.975890
Medium Term Corporate Note	NEW YORK LIFE	64952WDL4	2.000	1.1600	12/29/21	01/22/25	7,500,000.00	7,624,195.44	7,109,925.00	0.947990
Medium Term Corporate Note	NEW YORK LIFE	64952WCH4	2.350	3.4178	05/18/22	07/14/26	5,970,000.00	5,761,394.32	5,558,905.80	0.931140
Medium Term Corporate Note	PACIFIC LIFE	6944PL2C2	0.500	0.3252	09/17/21	09/23/23	5,000,000.00	5,008,717.02	4,858,100.00	0.971620
Medium Term Corporate Note	PRICOA GLOBAL FUNDING	741531FA0	3.450	3.1799	02/04/19	09/01/23	5,000,000.00	5,013,192.03	4,956,400.00	0.991280
Medium Term Corporate Note	PRINCIPAL LFE GLB FND II	74256LEE5	1.250	0.7601	01/12/21	06/23/25	5,000,000.00	5,060,540.44	4,584,650.00	0.916930
Medium Term Corporate Note	PROTECTIVE LIFE	74368CBC7	1.618	1.1220	09/07/21	04/15/26	5,000,000.00	5,084,889.03	4,536,500.00	0.907300
Medium Term Corporate Note	ROYAL BANK OF CANADA	78015K7L2	0.425	0.5000	03/02/21	01/19/24	5,000,000.00	4,996,263.60	4,792,000.00	0.958400
Medium Term Corporate Note	ROYAL BANK OF CANADA	78015K7H1	1.150	1.2500	10/26/21	06/10/25	10,000,000.00	9,975,461.85	9,219,200.00	0.921920
Medium Term Corporate Note	SANOFI PHARMACEUTICAL	801060AC8	3.375	1.6725	02/06/20	06/19/23	5,000,000.00	5,042,210.02	4,967,100.00	0.993420
Medium Term Corporate Note	SHELL INTERNATIONAL FIN	822582BZ4	3.500	1.7172	02/05/20	11/13/23	5,000,000.00	5,088,002.78	4,947,250.00	0.989450
Medium Term Corporate Note	SHELL INTERNATIONAL FIN	822582CC4	2.000	2.0998	11/14/19	11/07/24	5,000,000.00	4,990,272.63	4,795,850.00	0.959170
Medium Term Corporate Note	TOYOTA MOTOR CREDIT CORP	89236TDW2	2.900	0.6042	04/13/21	04/17/24	3,933,000.00	4,067,624.10	3,850,053.03	0.978910
Medium Term Corporate Note	TOYOTA MOTOR CREDIT CORP	89236TGT6	1.800	1.8000	02/13/20	02/13/25	5,000,000.00	5,000,000.00	4,725,250.00	0.945050
Medium Term Corporate Note	TOYOTA MOTOR CREDIT CORP	89236THY4	0.700	0.7000	01/20/21	01/20/26	5,000,000.00	5,000,000.00	4,188,200.00	0.837640
Medium Term Corporate Note	TOYOTA MOTOR CREDIT CORP	89236TJZ9	3.050	3.6894	05/04/22	03/22/27	10,000,000.00	9,772,691.47	9,489,000.00	0.948900
Medium Term Corporate Note	U.S. BANCORP	91159HHR4	3.150	3.6794	05/04/22	04/27/27	10,000,000.00	9,782,263.87	9,532,100.00	0.953210
Medium Term Corporate Note	UBS FINANCE DELAWARE	902674YF1	0.375	0.3200	06/14/21	06/01/23	5,000,000.00	5,001,371.79	4,924,000.00	0.984800
Medium Term Corporate Note	US BANK NA CINCINNATI	90331HNV1	3.400	3.4812	11/26/18	07/24/23	5,000,000.00	4,998,706.72	4,964,200.00	0.992840
Medium Term Corporate Note	US BANK NA CINCINNATI	90331HMS9	2.800	0.6414	11/25/20	01/27/25	5,000,000.00	5,214,136.02	4,845,300.00	0.969060
Medium Term Corporate Note	WAL-MART STORES	931142EL3	2.850	1.8859	10/01/19	07/08/24	5,000,000.00	5,070,962.89	4,890,950.00	0.978190
<b>Total Count 48</b>			<b>2.384</b>	<b>2.0719</b>			<b>272,487,000.00</b>	<b>273,269,508.45</b>	<b>260,232,325.71</b>	<b>0.955027</b>

<b>Money Market</b>	<b>Issuer</b>	<b>CUSIP</b>	<b>Coupon Rate</b>	<b>Yield Matur</b>	<b>Purchase Date</b>	<b>Maturity Date</b>	<b>Ending Par Val/Shares</b>	<b>Amor Value On 01/31/23</b>	<b>Ending Market Val</b>	<b>Ending Unit Price</b>
Money Market	FIDELITY INVESTMENTS		4.256	4.2564	12/10/90	Open	95,000,000.00	95,000,000.00	95,000,000.00	1.000000
<b>Total Count 1</b>			<b>4.256</b>	<b>4.2564</b>			<b>95,000,000.00</b>	<b>95,000,000.00</b>	<b>95,000,000.00</b>	<b>1.000000</b>

<b>Municipal Bond</b>	<b>Issuer</b>	<b>CUSIP</b>	<b>Coupon Rate</b>	<b>Yield Matur</b>	<b>Purchase Date</b>	<b>Maturity Date</b>	<b>Ending Par Val/Shares</b>	<b>Amor Value On 01/31/23</b>	<b>Ending Market Val</b>	<b>Ending Unit Price</b>
Municipal Bond	ANTELOPE VALLY UNION HIGH	036717MN3	2.396	0.8301	10/30/20	08/01/25	1,775,000.00	1,857,185.62	1,691,947.75	0.953210
Municipal Bond	CHAFFEY COMMUNITY COLLEGE	157432LM5	1.421	0.8621	08/17/21	06/01/26	2,885,000.00	2,940,471.79	2,634,553.15	0.913190
Municipal Bond	CITY OF VALLEJO	919259BL4	1.469	1.4690	03/31/20	05/01/23	1,500,000.00	1,500,000.00	1,488,705.00	0.992470
Municipal Bond	CONTRA COSTA CA CMNTY CLG DIST	212204JH5	2.163	3.2901	08/15/22	08/01/27	2,795,000.00	2,654,219.11	2,536,714.05	0.907590
Municipal Bond	COUNTY OF RIVERSIDE CA	76913CAZ2	2.667	2.2601	05/06/20	02/15/25	5,000,000.00	5,049,178.91	4,807,050.00	0.961410
Municipal Bond	COUNTY OF WESTCHESTER NY	95736VAY8	0.750	0.7456	11/05/20	07/01/25	1,940,000.00	1,940,211.60	1,789,339.60	0.922340
Municipal Bond	FRESNO COUNTY CA PENSION OBLG	358266CB8	0.000	3.4071	08/08/22	08/15/24	8,000,000.00	7,472,400.00	7,409,680.00	0.926210
Municipal Bond	GOLDEN STATE TOBACCO	38122NA85	1.600	3.5602	05/13/22	06/01/26	6,300,000.00	5,861,404.16	5,719,014.00	0.907780
Municipal Bond	GOLDEN STATE TOBACCO	38122NA85	1.600	1.3104	10/12/21	06/01/26	2,000,000.00	2,019,750.93	1,815,560.00	0.907780
Municipal Bond	GOLDEN STATE TOBACCO	38122NA93	1.886	3.4943	08/03/22	06/01/27	9,305,000.00	8,686,821.01	8,313,645.30	0.893460
Municipal Bond	KERN COUNTY CA PENSION OBLLG	492279CR3	0.000	3.6371	08/11/22	08/15/25	15,000,000.00	13,457,250.00	13,279,500.00	0.885300
Municipal Bond	LOS ALTOS SCHOOL DIST	544290JH3	1.000	0.5501	06/10/21	10/01/24	5,000,000.00	5,044,678.91	4,711,150.00	0.942230
Municipal Bond	LOS ANGELES UNIFIED SCHOOL DIST	544647FB1	1.245	1.3763	01/28/22	07/01/25	3,355,000.00	3,344,212.71	3,119,848.05	0.929910
Municipal Bond	LOS ANGELES UNIFIED SCHOOL DIST	544646A77	5.720	4.2754	06/16/22	05/01/27	13,500,000.00	14,264,800.28	14,157,585.00	1.048710
Municipal Bond	MARIN CA CMNTY CLG DIST	56781RKE6	0.930	3.2502	08/15/22	08/01/27	3,155,000.00	2,823,225.46	2,748,856.85	0.871270
Municipal Bond	MASSACHUSETTS ST SPL OBLG	576004GV1	3.560	3.5600	08/30/22	07/15/23	10,000,000.00	10,000,000.00	9,954,400.00	0.995440
Municipal Bond	NEW YORK STATE DORMITORY	64990FD27	0.267	0.2670	06/23/21	03/15/23	1,000,000.00	1,000,000.00	995,180.00	0.995180
Municipal Bond	NEW YORK STATE DORMITORY	64990FD43	0.887	0.8870	06/23/21	03/15/25	1,650,000.00	1,650,000.00	1,535,226.00	0.930440
Municipal Bond	NEW YORK STATE URBAN DEV	650036AR7	0.720	0.7200	06/25/20	03/15/23	1,250,000.00	1,250,000.00	1,244,162.50	0.995330
Municipal Bond	NEW YORK STATE URBAN DEV	64985TAY7	2.020	2.0200	10/30/19	03/15/24	5,000,000.00	5,000,000.00	4,862,050.00	0.972410
Municipal Bond	STATE OF CALIFORNIA	13063DDG0	2.250	2.8401	01/22/19	10/01/23	5,000,000.00	4,971,110.10	4,930,700.00	0.986140
Municipal Bond	STATE OF CALIFORNIA	13063DLZ9	3.000	2.5002	05/01/19	04/01/24	5,000,000.00	5,036,570.03	4,927,500.00	0.985500



Municipal Bond	STATE OF CALIFORNIA	13063DRD2	2.375	1.0560	10/04/21	10/01/26	9,900,000.00	10,410,128.42	9,336,195.00	0.943050
Municipal Bond	STATE OF CONNECTICUT	20772KAK5	3.750	4.0152	01/24/23	01/15/28	10,000,000.00	9,890,775.00	9,843,500.00	0.984350
Municipal Bond	STATE OF HAWAII	419792YR1	0.893	0.8930	08/20/21	08/01/26	6,400,000.00	6,400,000.00	5,758,720.00	0.899800
Municipal Bond	STATE OF HAWAII	419792G26	1.283	3.6003	09/12/22	08/01/26	9,000,000.00	8,263,000.75	8,211,690.00	0.912410
Municipal Bond	STATE OF NEW YORK	649791PS3	2.360	3.3081	05/04/22	02/15/27	7,000,000.00	6,724,616.37	6,513,290.00	0.930470
Municipal Bond	STATE OF WISCONSIN	977100CZ7	2.049	2.0490	03/25/20	05/01/23	4,000,000.00	4,000,000.00	3,975,240.00	0.993810
Municipal Bond	TEXAS A&M UNIVERSITY	88213AKA2	2.349	1.6402	01/23/20	05/15/23	5,000,000.00	5,017,574.86	4,964,000.00	0.992800
Municipal Bond	TEXAS A&M UNIVERSITY	88213ALV5	2.877	1.0002	05/15/20	05/15/25	3,000,000.00	3,138,673.03	2,897,880.00	0.965960
Municipal Bond	UNIVERSITY OF CALIFORNIA	91412HGE7	0.883	0.4113	02/02/21	05/15/25	5,000,000.00	5,058,603.63	4,633,000.00	0.926600
Municipal Bond	UNIVERSITY OF CALIFORNIA	91412GU94	3.063	3.0951	05/18/22	07/01/25	8,800,000.00	8,793,247.01	8,555,800.00	0.972250
<b>Total Count 32</b>			<b>2.182</b>	<b>2.6551</b>			<b>178,510,000.00</b>	<b>175,520,109.69</b>	<b>169,361,682.25</b>	<b>0.948752</b>

State Pool	Issuer	CUSIP	Coupon Rate	Yield Matur	Purchase Date	Maturity Date	Ending Par Val/Shares	Amor Value On 01/31/23	Ending Market Val	Ending Unit Price
State Pool	STATE OF CALIFORNIA		2.550	2.5500	01/01/88	Open	9,655,160.97	9,655,160.97	9,655,160.97	1.000000
State Pool	STATE OF CALIFORNIA		2.550	2.5500	11/30/01	Open	5,600,594.49	5,600,594.49	5,600,594.49	1.000000
<b>Total Count 2</b>			<b>2.550</b>	<b>2.5500</b>			<b>15,255,755.46</b>	<b>15,255,755.46</b>	<b>15,255,755.46</b>	<b>1.000000</b>

Step Up Note	Issuer	CUSIP	Coupon Rate	Yield Matur	Purchase Date	Maturity Date	Ending Par Val/Shares	Amor Value On 01/31/23	Ending Market Val	Ending Unit Price
Step Up Note	FED HOME LOAN BANK	3130AMQW5	0.550	0.3500	06/16/21	12/16/24	10,000,000.00	10,000,000.00	9,302,500.00	0.930250
<b>Total Count 1</b>			<b>0.550</b>	<b>0.3500</b>			<b>10,000,000.00</b>	<b>10,000,000.00</b>	<b>9,302,500.00</b>	<b>0.930250</b>

Supranational	Issuer	CUSIP	Coupon Rate	Yield Matur	Purchase Date	Maturity Date	Ending Par Val/Shares	Amor Value On 01/31/23	Ending Market Val	Ending Unit Price
Supranational	INTER AMERICAN DEVELOPMNT BANK	4581XoDP0	0.250	4.7132	01/10/23	11/15/23	5,000,000.00	4,818,659.72	4,821,300.00	0.964260
Supranational	INTER AMERICAN DEVELOPMNT BANK	4581XoCF3	3.000	0.2411	02/01/21	02/21/24	5,000,000.00	5,206,422.82	4,907,800.00	0.981560
Supranational	INTER AMERICAN DEVELOPMNT BANK	4581XoDK1	1.750	0.5597	05/13/21	03/14/25	5,000,000.00	5,147,548.35	4,747,350.00	0.949470
Supranational	INTL BK RECON & DEVELOP	459058FF5	1.750	2.6580	02/01/19	04/19/23	5,000,000.00	4,977,596.68	4,968,300.00	0.993660
Supranational	INTL BK RECON & DEVELOP	45906M2L4	0.650	0.7336	07/30/21	02/24/26	5,000,000.00	4,985,576.25	4,503,000.00	0.900600
Supranational	INTL BK RECON & DEVELOP	459058JT1	0.850	2.9983	05/18/22	02/10/27	6,000,000.00	5,461,150.35	5,294,280.00	0.882380
Supranational	INTL BK RECON & DEVELOP	459058JT1	0.850	2.0199	02/18/22	02/10/27	3,600,000.00	3,419,701.90	3,176,568.00	0.882380
<b>Total Count 7</b>			<b>1.333</b>	<b>1.9700</b>			<b>34,600,000.00</b>	<b>34,016,656.07</b>	<b>32,418,598.00</b>	<b>0.936954</b>

Time Deposit	Issuer	CUSIP	Coupon Rate	Yield Matur	Purchase Date	Maturity Date	Ending Par Val/Shares	Amor Value On 01/31/23	Ending Market Val	Ending Unit Price
Time Deposit	PREMIER VALLEY BANK		0.737	0.7373	09/29/22	03/30/23	1,413,546.76	1,413,546.76	1,413,546.76	1.000000
<b>Total Count 1</b>			<b>0.737</b>	<b>0.7373</b>			<b>1,413,546.76</b>	<b>1,413,546.76</b>	<b>1,413,546.76</b>	<b>1.000000</b>

Treasury Note	Issuer	CUSIP	Coupon Rate	Yield Matur	Purchase Date	Maturity Date	Ending Par Val/Shares	Amor Value On 01/31/23	Ending Market Val	Ending Unit Price
Treasury Note	U.S. TREASURY	91282CAF8	0.125	0.2500	06/23/21	08/15/23	10,000,000.00	9,987,523.40	9,753,900.00	0.975390
Treasury Note	U.S. TREASURY	9128284X5	2.750	1.6374	12/31/19	08/31/23	5,000,000.00	5,054,952.98	4,942,800.00	0.988560
Treasury Note	U.S. TREASURY	912828XX3	2.000	1.5701	10/18/19	06/30/24	5,000,000.00	5,031,743.77	4,823,850.00	0.964770
Treasury Note	U.S. TREASURY	912828YM6	1.500	2.8243	04/25/22	10/31/24	10,000,000.00	9,744,229.54	9,521,900.00	0.952190
Treasury Note	U.S. TREASURY	912828G38	2.250	1.6900	12/31/19	11/15/24	5,000,000.00	5,054,836.70	4,822,050.00	0.964410
Treasury Note	U.S. TREASURY	91282CBC4	0.375	0.4447	01/20/21	12/31/25	10,000,000.00	9,979,247.71	9,047,700.00	0.904770
Treasury Note	U.S. TREASURY	912828R36	1.625	2.8580	05/16/22	05/15/26	10,000,000.00	9,592,085.87	9,316,000.00	0.931600
Treasury Note	U.S. TREASURY	91282CCP4	0.625	0.6223	08/03/21	07/31/26	5,000,000.00	5,000,461.65	4,481,450.00	0.896290
Treasury Note	U.S. TREASURY	91282CFB2	2.750	3.7212	01/31/23	07/31/27	10,000,000.00	9,601,000.00	9,610,600.00	0.961060
<b>Total Count 9</b>			<b>1.449</b>	<b>1.8166</b>			<b>70,000,000.00</b>	<b>69,046,081.62</b>	<b>66,320,250.00</b>	<b>0.947432</b>

US Sovereign Bond Guarantee		Issuer	CUSIP	Coupon Rate	Yield Matur	Purchase Date	Maturity Date	Ending Par Val/Shares	Amor Value On 12/31/22	Ending Market Val	Ending Unit Price
US Sovereign Bond Guarantee		AID-ISRAEL	46513EGV8	5.500	2.5770	02/28/19	12/04/23	4,815,000.00	4,953,067.39	4,839,941.70	1.005180
<b>Total Count 1</b>				<b>5.500</b>	<b>2.5770</b>			<b>4,815,000.00</b>	<b>4,953,067.39</b>	<b>4,839,941.70</b>	<b>1.005180</b>
<b>Investment Total</b>				<b>2.131</b>	<b>2.1425</b>			<b>1,105,031,302.22</b>	<b>1,101,659,276.02</b>	<b>1,053,351,954.32</b>	<b>0.953233</b>