

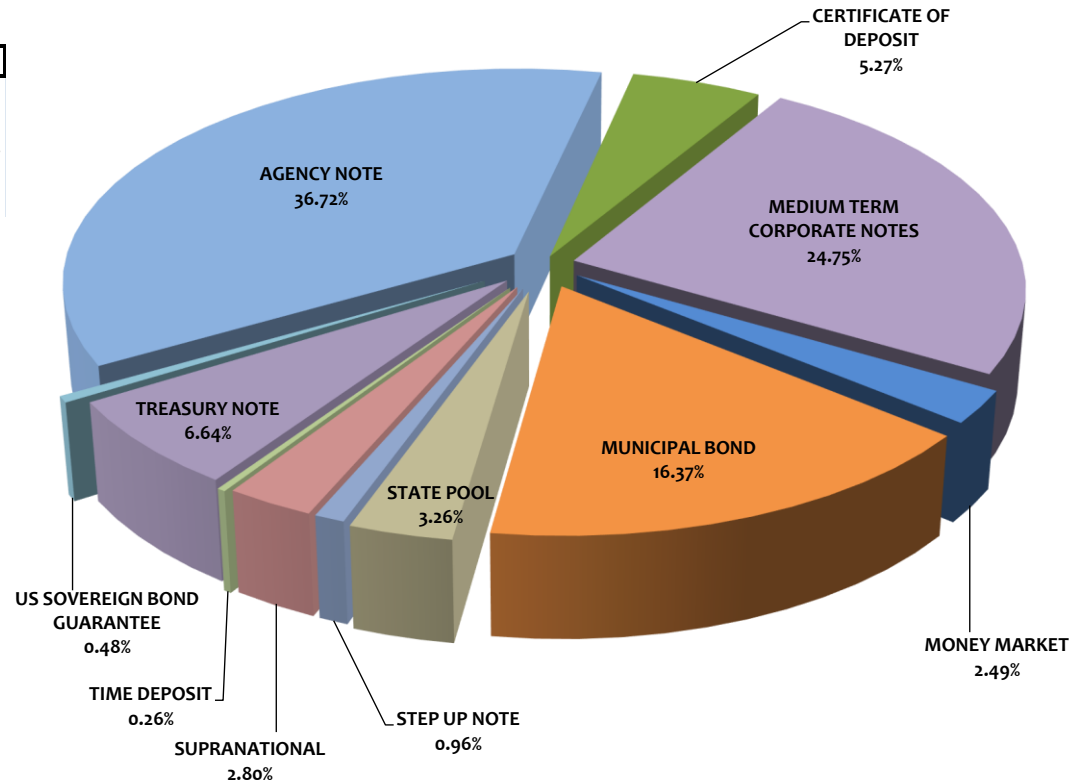
ASSET ALLOCATION

Assets	Current Par Value	Current Book Value	Market Value	Mkt/Book	Yield to Maturity
AGENCY NOTE	\$382,950,000	\$383,223,771	\$356,395,510	93.00%	1.49%
CERTIFICATE OF DEPOSIT	55,000,000	55,000,000	52,733,898	95.88%	2.23%
MEDIUM TERM CORPORATE NOTES	257,487,000	258,336,423	241,174,488	93.36%	1.92%
MONEY MARKET	26,000,060	26,000,060	26,000,060	100.00%	2.81%
MUNICIPAL BOND	173,510,000	170,803,976	161,904,167	94.79%	2.55%
STATE POOL	33,973,193	33,973,193	33,973,193	100.00%	1.63%
STEP UP NOTE	10,000,000	10,000,000	9,162,900	91.63%	0.35%
SUPRANATIONAL	29,600,000	29,175,887	27,219,502	93.29%	1.52%
TIME DEPOSIT	2,813,547	2,813,547	2,813,547	100.00%	0.46%
TREASURY NOTE	70,000,000	69,309,810	65,963,500	95.17%	1.42%
US SOVEREIGN BOND GUARANTEE	4,815,000	5,020,787	4,872,636	97.05%	2.58%
Totals	\$1,046,148,800	\$1,043,657,452	\$982,213,399	94.11%	1.83%

Portfolio Breakdown & Statistics

	September 30, 2022	September 30, 2021
AMORTIZED COST	\$1,043,657,452	\$806,779,992
AVERAGE DAYS TO MATURITY	869	866
CURRENT MONTH RETURN ON INVEST	1.80%	1.23%
EARNED INTEREST-CURR MONTH	\$1,584,779	\$816,858
EARNED INTEREST - FISCAL YTD	\$4,471,144	\$2,464,870

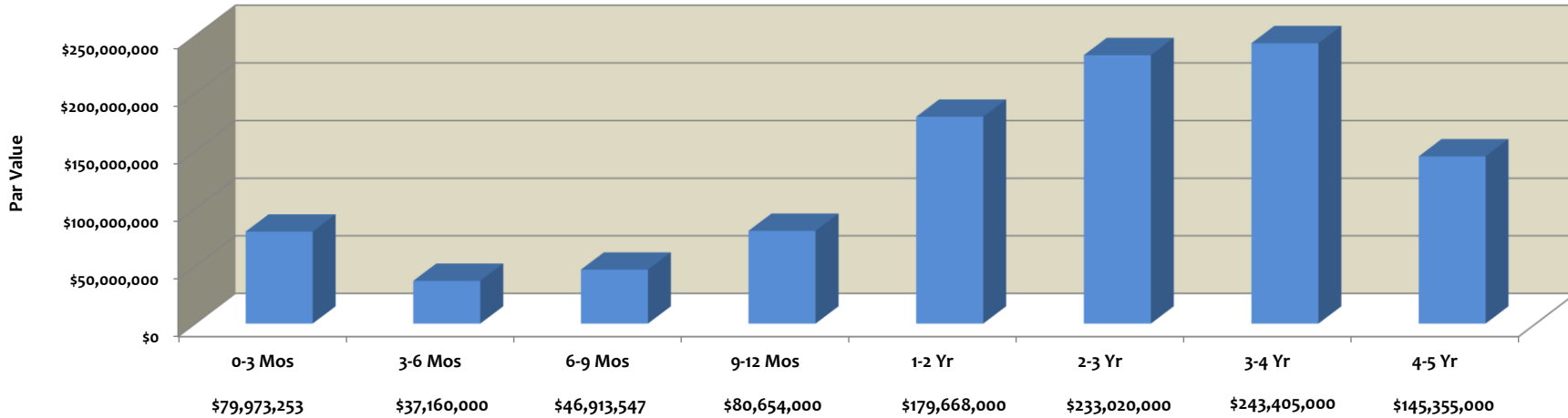
Pooled Portfolio Composition by Book Value





MATURITY DISTRIBUTION									
Current Par Value	0-3 Mos	3-6 Mos	6-9 Mos	9-12 Mos	1-2 Yr	2-3 Yr	3-4 Yr	4-5 Yr	Totals
AGENCY NOTE	\$ 10,000,000	\$ 15,000,000	\$ 10,000,000	\$ 22,000,000	\$80,000,000	\$75,000,000	\$120,950,000	\$50,000,000	\$ 382,950,000.00
MEDIUM TERM CORPORATE NOTES		8,510,000	20,000,000	23,654,000	51,853,000	67,500,000	45,970,000	40,000,000	\$ 257,487,000.00
MONEY MARKET	26,000,060								\$ 26,000,060.00
STATE POOL	33,973,193								\$ 33,973,192.76
TIME DEPOSIT		1,400,000	1,413,547						\$ 2,813,546.76
TREASURY NOTE	10,000,000			15,000,000	5,000,000	15,000,000	25,000,000		\$ 70,000,000.00
CERTIFICATE OF DEPOSIT		5,000,000		5,000,000	10,000,000	15,000,000	10,000,000	10,000,000	\$ 55,000,000.00
MUNICIPAL BOND		7,250,000	10,500,000	15,000,000	23,000,000	45,520,000	36,485,000	35,755,000	\$ 173,510,000.00
SUPRANATIONAL			5,000,000		5,000,000	5,000,000	5,000,000	9,600,000	\$ 29,600,000.00
STEP UP NOTE						10,000,000			\$ 10,000,000.00
US SOVEREIGN BOND GUARANTEE					4,815,000				\$ 4,815,000.00
Totals	\$79,973,253	\$37,160,000	\$46,913,547	\$80,654,000	\$179,668,000	\$233,020,000	\$243,405,000	\$145,355,000	\$1,046,148,800
% of Portfolio	7.64%	3.55%	4.48%	7.71%	17.17%	22.27%	23.27%	13.89%	100.00%

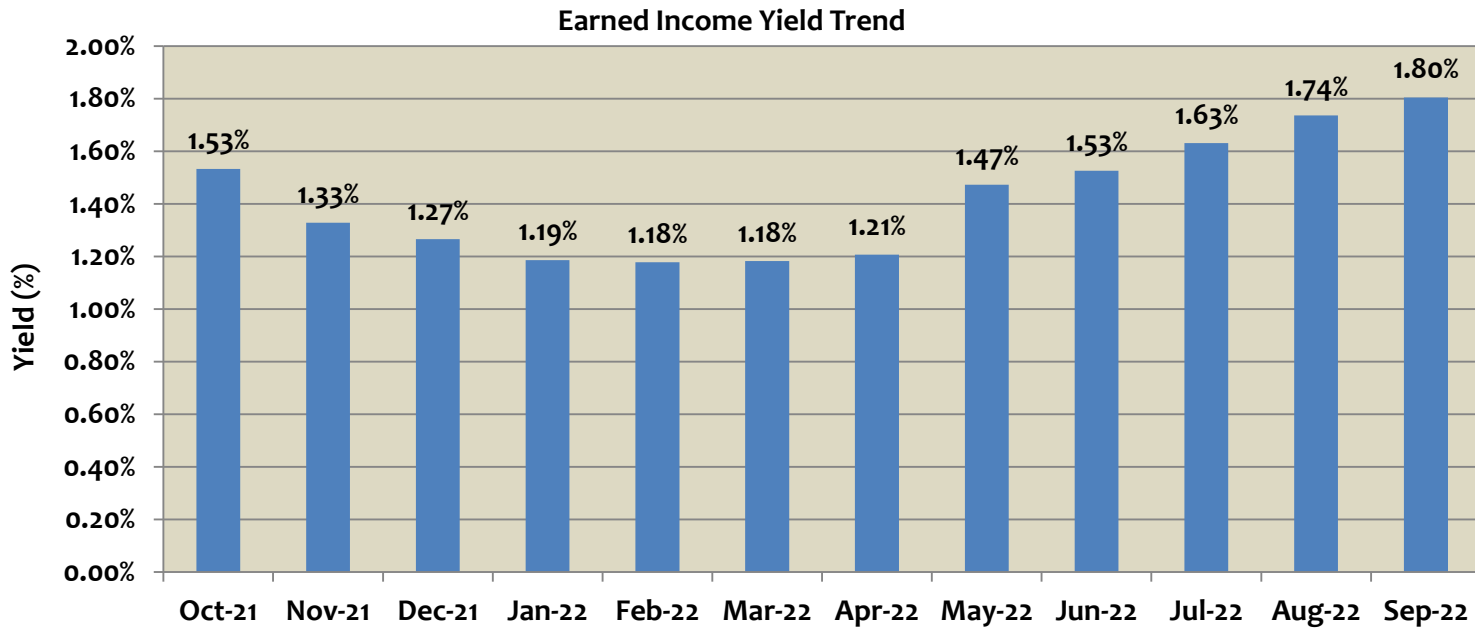
Maturity Distribution
September 30, 2022





PORTFOLIO - EARNED INCOME YIELD

Month	Earned Income Yield
Oct-21	1.53%
Nov-21	1.33%
Dec-21	1.27%
Jan-22	1.19%
Feb-22	1.18%
Mar-22	1.18%
Apr-22	1.21%
May-22	1.47%
Jun-22	1.53%
Jul-22	1.63%
Aug-22	1.74%
Sep-22	1.80%



In accordance with State Law, the Finance Director certifies that the securities held in the City Investment Portfolio, comply with City policies. The Finance Director further certifies that the City has Operating Funds available to meet its expenditure requirements for the next six months.

Amortized Cost - the total amount at which investments are carried on the City books. This amount includes the amortization and accretion of premiums and discounts, respectively.

Market Value - the total amount at which investments are being sold in the market. Market prices are provided by the Bank of New York.

Maturity Value - (also referred to as "par value") the total amount of the face or stated value of the investments at maturity.

Average Days to Maturity - the average time in days left in the maturity of the investments.

Monthly Yield - the rate of return on investments as expressed in a percentage.

Earned Interest - the amount of income realized by all investments.

Agency Note	Issuer	CUSIP	Coupon Rate	Yield Matur	Purchase Date	Maturity Date	Ending Par Val/Shares	Amor Value On 09/30/22	Ending Market Val	Ending Unit Price
Agency Note	FARMER MAC	31422XAT9	0.520	0.5200	03/02/21	12/15/25	5,000,000.00	5,000,000.00	4,411,650.00	0.882330
Agency Note	FARMER MAC	31422XLY6	0.900	0.9000	09/01/21	09/01/26	5,000,000.00	5,000,000.00	4,370,100.00	0.874020
Agency Note	FARMER MAC	31422XUU4	2.000	2.0000	02/25/22	02/25/27	10,000,000.00	10,000,000.00	9,117,400.00	0.911740
Agency Note	FED AG MORTGAGE CORPORATION	31422XMT6	0.930	0.9300	09/21/21	09/21/26	5,000,000.00	5,000,000.00	4,368,050.00	0.873610
Agency Note	FED FARM CREDIT BANK	3133EMHE5	0.170	0.1852	12/07/20	11/30/22	5,000,000.00	4,999,620.82	4,970,900.00	0.994180
Agency Note	FED FARM CREDIT BANK	3133ENXP0	2.100	2.0000	05/26/22	05/25/23	10,000,000.00	10,010,403.33	9,869,000.00	0.986900
Agency Note	FED FARM CREDIT BANK	3133ENF21	3.150	3.2835	08/09/22	08/08/23	12,000,000.00	11,985,450.00	11,895,120.00	0.991260
Agency Note	FED FARM CREDIT BANK	3133EL3E2	0.320	0.3200	08/10/20	08/10/23	5,000,000.00	5,000,000.00	4,832,600.00	0.966520
Agency Note	FED FARM CREDIT BANK	3133EMN81	0.310	0.3100	06/29/21	12/29/23	5,000,000.00	5,000,000.00	4,757,150.00	0.951430
Agency Note	FED FARM CREDIT BANK	3133EKBW5	2.610	2.6100	02/27/19	02/27/24	5,000,000.00	5,000,000.00	4,883,400.00	0.976680
Agency Note	FED FARM CREDIT BANK	3133ELQ56	0.570	0.5700	07/02/20	07/02/24	5,000,000.00	5,000,000.00	4,669,850.00	0.933970
Agency Note	FED FARM CREDIT BANK	3133EKA63	1.600	1.6000	08/16/19	08/16/24	10,000,000.00	10,000,000.00	9,537,900.00	0.953790
Agency Note	FED FARM CREDIT BANK	3133EKP75	1.600	1.4076	10/04/19	09/17/24	5,000,000.00	5,018,904.06	4,757,700.00	0.951540
Agency Note	FED FARM CREDIT BANK	3133EMK92	0.580	0.5800	06/23/21	06/23/25	5,000,000.00	5,000,000.00	4,499,400.00	0.899880
Agency Note	FED FARM CREDIT BANK	3133ELZ80	0.580	0.5800	07/29/20	07/29/25	5,000,000.00	5,000,000.00	4,482,900.00	0.896580
Agency Note	FED FARM CREDIT BANK	3133EMAU6	0.500	0.5000	09/22/20	09/22/25	10,000,000.00	10,000,000.00	8,891,400.00	0.889140
Agency Note	FED FARM CREDIT BANK	3133EMCP5	0.520	0.5301	10/14/20	10/14/25	5,000,000.00	4,998,243.06	4,438,500.00	0.887700
Agency Note	FED FARM CREDIT BANK	3133EMSU7	0.800	0.8000	03/09/21	03/09/26	5,000,000.00	5,000,000.00	4,419,750.00	0.883950
Agency Note	FED FARM CREDIT BANK	3133ENUD0	2.640	3.0001	05/04/22	04/08/26	10,000,000.00	9,886,466.67	9,471,200.00	0.947120
Agency Note	FED FARM CREDIT BANK	3133ENFN5	1.540	1.5400	11/30/21	11/30/26	10,000,000.00	10,000,000.00	8,913,300.00	0.891330
Agency Note	FED FARM CREDIT BANK	3133ENHA1	1.500	1.5000	12/14/21	12/14/26	10,000,000.00	10,000,000.00	8,884,200.00	0.888420
Agency Note	FED FARM CREDIT BANK	3133ENL99	3.375	3.4769	09/15/22	09/15/27	10,000,000.00	9,953,600.00	9,668,900.00	0.966890
Agency Note	FED HOME LOAN BANK	3130A3KM5	2.500	2.3160	12/27/17	12/09/22	5,000,000.00	5,004,546.19	4,990,400.00	0.998080
Agency Note	FED HOME LOAN BANK	3130AS4V8	2.000	2.0000	06/09/22	03/09/23	10,000,000.00	10,000,000.00	9,925,600.00	0.992560
Agency Note	FED HOME LOAN BANK	3130ADRG9	2.750	2.5800	03/04/19	03/10/23	5,000,000.00	5,004,195.74	4,977,700.00	0.995540
Agency Note	FED HOME LOAN BANK	3130AFRW9	2.700	2.5516	02/26/19	08/28/23	5,000,000.00	5,007,280.25	4,927,050.00	0.985410
Agency Note	FED HOME LOAN BANK	3130ANES5	0.265	0.2650	07/29/21	12/29/23	10,000,000.00	10,000,000.00	9,480,600.00	0.948060
Agency Note	FED HOME LOAN BANK	3130AB3H7	2.375	0.8307	03/16/20	03/08/24	5,000,000.00	5,114,865.35	4,861,250.00	0.972250
Agency Note	FED HOME LOAN BANK	3130A0XE5	3.250	2.5800	03/08/19	03/08/24	5,000,000.00	5,048,979.57	4,923,750.00	0.984750
Agency Note	FED HOME LOAN BANK	3130AKWZ5	0.220	0.2200	02/24/21	05/24/24	5,000,000.00	5,000,000.00	4,660,450.00	0.932090
Agency Note	FED HOME LOAN BANK	3130AN3D0	0.450	0.4500	06/28/21	05/24/24	10,000,000.00	10,000,000.00	9,350,500.00	0.935050
Agency Note	FED HOME LOAN BANK	3130A2UW4	2.875	1.6639	10/24/19	09/13/24	5,000,000.00	5,118,636.72	4,862,900.00	0.972580
Agency Note	FED HOME LOAN BANK	3130APMK8	0.750	0.7500	11/16/21	09/16/24	10,000,000.00	10,000,000.00	9,289,800.00	0.928980
Agency Note	FED HOME LOAN BANK	3130A3GE8	2.750	1.7080	12/13/19	12/13/24	5,000,000.00	5,126,972.85	4,835,300.00	0.967060
Agency Note	FED HOME LOAN BANK	3130AKMR4	0.330	0.3300	01/28/21	01/15/25	5,000,000.00	5,000,000.00	4,543,000.00	0.908600
Agency Note	FED HOME LOAN BANK	3130ALZV9	0.680	0.6800	04/29/21	04/29/25	5,000,000.00	5,000,000.00	4,566,500.00	0.913300
Agency Note	FED HOME LOAN BANK	3130AMX23	0.900	0.9000	06/30/21	12/30/25	6,550,000.00	6,550,000.00	5,835,853.50	0.890970
Agency Note	FED HOME LOAN BANK	3130AKN85	0.550	0.5652	01/20/21	01/20/26	5,000,000.00	4,997,363.91	4,393,500.00	0.878700
Agency Note	FED HOME LOAN BANK	3130AKPL4	0.550	0.5500	01/28/21	01/28/26	5,000,000.00	5,000,000.00	4,433,950.00	0.886790
Agency Note	FED HOME LOAN BANK	3130AKPC4	0.600	0.6000	01/28/21	01/28/26	5,000,000.00	5,000,000.00	4,397,650.00	0.879530
Agency Note	FED HOME LOAN BANK	3130AS3R8	3.230	3.2300	05/26/22	02/26/26	10,000,000.00	10,000,000.00	9,534,800.00	0.953480
Agency Note	FED HOME LOAN BANK	3130ALV92	1.050	0.9484	04/01/21	03/30/26	5,000,000.00	4,998,242.42	4,488,750.00	0.897750
Agency Note	FED HOME LOAN BANK	3130ALYB4	0.700	1.1449	04/28/21	04/28/26	5,000,000.00	5,000,000.00	4,478,150.00	0.895630
Agency Note	FED HOME LOAN BANK	3130AMTW2	0.500	0.5000	06/30/21	06/30/26	5,000,000.00	5,000,000.00	4,391,500.00	0.878300
Agency Note	FED HOME LOAN BANK	3130AMWMO	1.050	0.0000	06/30/21	06/30/26	5,000,000.00	5,000,000.00	4,457,000.00	0.891400

Agency Note	FED HOME LOAN BANK	3130AMZN5	0.750	1.0447	06/30/21	06/30/26	5,000,000.00	5,000,000.00	4,420,650.00	0.884130
Agency Note	FED HOME LOAN BANK	3130ANBS8	0.930	0.9300	07/29/21	07/29/26	5,400,000.00	5,400,000.00	4,729,806.00	0.875890
Agency Note	FED HOME LOAN BANK	3130ANLZ1	0.900	0.9000	08/26/21	08/26/26	5,000,000.00	5,000,000.00	4,364,150.00	0.872830
Agency Note	FED HOME LOAN BANK	3130ASH51	4.125	4.1250	06/29/22	06/29/27	10,000,000.00	10,000,000.00	9,635,300.00	0.963530
Agency Note	FED HOME LOAN MORT CORP	3134GXVK7	2.900	2.9000	05/31/22	05/30/25	10,000,000.00	10,000,000.00	9,577,700.00	0.957770
Agency Note	FED HOME LOAN MORT CORP	3136G4YP2	0.720	0.7200	07/09/20	07/09/25	5,000,000.00	5,000,000.00	4,509,900.00	0.901980
Agency Note	FED HOME LOAN MORT CORP	3134GXCH5	0.600	0.6000	11/25/20	11/25/25	5,000,000.00	5,000,000.00	4,431,850.00	0.886370
Agency Note	FED HOME LOAN MORT CORP	3134GXUG7	3.320	3.3200	05/25/22	11/25/25	14,000,000.00	14,000,000.00	13,670,580.00	0.976470
Agency Note	FEDERAL NAT MORTGAGE ASSOC	3135GA6K2	0.500	0.5000	12/30/20	06/30/25	5,000,000.00	5,000,000.00	4,486,000.00	0.897200
Agency Note	FEDERAL NAT MORTGAGE ASSOC	3136G4ZR7	0.700	0.7000	07/21/20	07/21/25	5,000,000.00	5,000,000.00	4,502,100.00	0.900420
Agency Note	FEDERAL NAT MORTGAGE ASSOC	3136G4N82	0.490	0.4900	08/21/20	08/21/25	10,000,000.00	10,000,000.00	8,919,300.00	0.891930
Agency Note	FEDERAL NAT MORTGAGE ASSOC	3135GA3W9	0.600	0.6000	11/25/20	11/25/25	5,000,000.00	5,000,000.00	4,431,850.00	0.886370
Total Count 57			1.549	1.4889			382,950,000.00	383,223,770.94	356,395,509.50	0.930658

<i>Certificate of Deposit</i>	<i>Issuer</i>	<i>CUSIP</i>	<i>Coupon Rate</i>	<i>Yield Matur</i>	<i>Purchase Date</i>	<i>Maturity Date</i>	<i>Ending Par Val/Shares</i>	<i>Amor Value On 09/30/22</i>	<i>Ending Market Val</i>	<i>Ending Unit Price</i>
Certificate of Deposit	GOLDMAN SACHS	38149MYT4	0.350	0.3500	08/25/21	08/25/23	5,000,000.00	5,000,000.00	4,803,756.50	0.960751
Certificate of Deposit	JP MORGAN CHASE	48128WPR0	2.650	2.6500	04/08/22	04/08/27	10,000,000.00	10,000,000.00	9,398,504.67	0.939850
Certificate of Deposit	MORGAN STANLEY	61760A6Q7	1.850	1.8500	01/30/20	01/30/23	5,000,000.00	5,000,000.00	4,967,009.00	0.993402
Certificate of Deposit	MORGAN STANLEY	61768EBM4	1.650	1.6500	03/05/20	03/05/24	5,000,000.00	5,000,000.00	4,791,686.00	0.958337
Certificate of Deposit	MORGAN STANLEY	61690ULQ1	1.950	1.9711	10/10/19	10/10/24	5,000,000.00	5,000,000.00	4,754,494.00	0.950899
Certificate of Deposit	MORGAN STANLEY	61690UMT4	1.950	1.9711	10/31/19	10/31/24	5,000,000.00	5,000,000.00	4,750,799.50	0.950160
Certificate of Deposit	MORGAN STANLEY	61768EAQ6	1.800	1.8000	02/20/20	02/20/25	5,000,000.00	5,000,000.00	4,702,400.50	0.940480
Certificate of Deposit	MORGAN STANLEY	61690UJ50	3.200	3.2000	05/19/22	05/19/26	10,000,000.00	10,000,000.00	9,659,050.00	0.965905
Certificate of Deposit	WELLS FARGO BANK	949763WR3	3.350	3.3500	01/09/19	01/09/24	1,000,000.00	1,000,000.00	983,026.20	0.983026
Certificate of Deposit	WELLS FARGO BANK	949763WU6	3.200	3.2000	01/18/19	01/18/24	4,000,000.00	4,000,000.00	3,923,171.20	0.980793
Total Count 10			2.225	2.2293			55,000,000.00	55,000,000.00	52,733,897.57	0.958798

<i>Medium Term Corporate Note</i>	<i>Issuer</i>	<i>CUSIP</i>	<i>Coupon Rate</i>	<i>Yield Matur</i>	<i>Purchase Date</i>	<i>Maturity Date</i>	<i>Ending Par Val/Shares</i>	<i>Amor Value On 09/30/22</i>	<i>Ending Market Val</i>	<i>Ending Unit Price</i>
Medium Term Corporate Note	AIG GLOBAL FUNDING	00138CAS7	0.650	0.7000	06/22/21	06/17/24	4,970,000.00	4,965,073.18	4,624,783.80	0.930540
Medium Term Corporate Note	APPLE INC	037833BU3	2.850	2.7654	03/06/19	02/23/23	3,510,000.00	3,511,464.92	3,494,415.60	0.995560
Medium Term Corporate Note	APPLE INC	037833CU2	2.850	2.6366	05/21/19	05/11/24	5,000,000.00	5,020,657.11	4,877,900.00	0.975580
Medium Term Corporate Note	APPLE INC	037833BZ2	2.450	3.3250	05/04/22	08/04/26	10,000,000.00	9,674,788.91	9,224,900.00	0.922490
Medium Term Corporate Note	BANK OF AMERICA	06053FAA7	4.100	0.3500	07/01/21	07/24/23	4,654,000.00	4,828,067.94	4,640,736.10	0.997150
Medium Term Corporate Note	BANK OF AMERICA	06048WWM31	1.250	1.2500	05/28/21	05/28/26	5,000,000.00	5,000,000.00	4,274,500.00	0.854900
Medium Term Corporate Note	BANK OF AMERICA	06048WWM31	1.250	1.2500	05/28/21	05/28/26	5,000,000.00	5,000,000.00	4,274,500.00	0.854900
Medium Term Corporate Note	BANK OF AMERICA	06048WP20	1.250	1.2500	09/24/21	09/24/26	5,000,000.00	5,000,000.00	4,157,800.00	0.831560
Medium Term Corporate Note	BANK OF NEW YORK	06406HCS6	3.650	3.1079	03/01/19	02/04/24	2,950,000.00	2,973,260.02	2,908,818.00	0.986040
Medium Term Corporate Note	BANK OF NEW YORK	06406RBA4	2.050	2.2980	02/22/22	01/26/27	5,000,000.00	4,947,272.08	4,437,450.00	0.887490
Medium Term Corporate Note	BERKSHIRE HATHAWAY INC.	084670BR8	2.750	3.3102	12/18/18	03/15/23	5,000,000.00	4,986,221.84	4,972,950.00	0.994590
Medium Term Corporate Note	CATERPILLAR FINL SVCS CORP	14913R2L0	0.450	1.1400	01/28/22	05/17/24	5,000,000.00	4,931,972.66	4,677,750.00	0.935550
Medium Term Corporate Note	CIT GROUP HOLDINGS INC	17330PC64	4.000	4.0000	06/16/22	06/16/25	10,000,000.00	10,000,000.00	9,576,400.00	0.957640
Medium Term Corporate Note	CREDIT SUISSE	22550L2D2	1.000	0.2800	02/08/21	05/05/23	5,000,000.00	5,035,924.53	4,875,000.00	0.975000
Medium Term Corporate Note	EQUITABLE FINANCIAL LIFE	29449WAC1	0.500	0.8801	12/13/21	11/17/23	5,000,000.00	4,971,743.70	4,760,950.00	0.952190
Medium Term Corporate Note	EXXON MOBIL CORPORATION	30231GBH4	2.992	1.3664	05/15/20	03/19/25	5,000,000.00	5,199,101.16	4,796,600.00	0.959320
Medium Term Corporate Note	FLORIDA POWER & LIGHT	341081FZ5	2.850	0.9313	06/01/20	04/01/25	5,000,000.00	5,283,178.79	4,784,450.00	0.956890
Medium Term Corporate Note	HARVARD PRES & FELLOWS	740816AJ2	2.300	2.3860	05/24/19	10/01/23	4,000,000.00	3,994,960.33	3,915,920.00	0.978980
Medium Term Corporate Note	HSBC USA INC	40434CAD7	3.500	2.1493	10/23/19	06/23/24	5,000,000.00	5,131,518.65	4,874,750.00	0.974950

Medium Term Corporate Note	JP MORGAN CHASE	48130UWA9	0.750	0.7500	05/11/21	12/11/24	5,000,000.00	5,000,000.00	4,497,100.00	0.899420
Medium Term Corporate Note	JP MORGAN CHASE	46632FRU1	0.700	0.7000	01/22/21	01/22/26	5,000,000.00	5,000,000.00	4,312,300.00	0.862460
Medium Term Corporate Note	LLOYDS BANK	53944VAH2	3.500	0.7800	02/03/21	05/14/25	5,000,000.00	5,402,483.25	4,732,200.00	0.946440
Medium Term Corporate Note	MASSMUTUAL GLOBAL FUND	57629WCU2	0.850	0.3100	03/02/21	06/09/23	5,000,000.00	5,026,937.34	4,871,750.00	0.974350
Medium Term Corporate Note	MET LIFE GLOB	59217GER6	1.875	2.3800	02/24/22	01/11/27	5,000,000.00	4,892,849.49	4,374,900.00	0.874980
Medium Term Corporate Note	META PLATFORMS INC	30303M8B1	3.500	4.1519	09/12/22	08/15/27	10,000,000.00	9,744,083.33	9,333,100.00	0.933310
Medium Term Corporate Note	NEW YORK LIFE	64952WDG5	2.875	2.7501	04/26/19	04/10/24	5,000,000.00	5,012,069.01	4,860,050.00	0.972010
Medium Term Corporate Note	NEW YORK LIFE	64952WDL4	2.000	1.1600	12/29/21	01/22/25	7,500,000.00	7,654,797.99	7,014,525.00	0.935270
Medium Term Corporate Note	NEW YORK LIFE	64952WCH4	2.350	3.4178	05/18/22	07/14/26	5,970,000.00	5,733,562.39	5,438,729.70	0.911010
Medium Term Corporate Note	PACIFIC LIFE	6944PL2C2	0.500	0.3252	09/17/21	09/23/23	5,000,000.00	5,008,717.02	4,790,950.00	0.958190
Medium Term Corporate Note	PRICOA GLOBAL FUNDING	741531FA0	3.450	3.1799	02/04/19	09/01/23	5,000,000.00	5,013,192.03	4,943,250.00	0.988650
Medium Term Corporate Note	PRINCIPAL LFE GLB FND II	74256LEE5	1.250	0.7601	01/12/21	06/23/25	5,000,000.00	5,072,511.34	4,492,300.00	0.898460
Medium Term Corporate Note	PROTECTIVE LIFE	74368CBC7	1.618	1.1220	09/07/21	04/15/26	5,000,000.00	5,096,746.94	4,428,550.00	0.885710
Medium Term Corporate Note	ROYAL BANK OF CANADA	78015K7L2	0.425	0.5000	03/02/21	01/19/24	5,000,000.00	4,994,402.38	4,743,450.00	0.948690
Medium Term Corporate Note	ROYAL BANK OF CANADA	78015K7H1	1.150	1.2500	10/26/21	06/10/25	10,000,000.00	9,970,645.29	9,025,200.00	0.902520
Medium Term Corporate Note	SANOFI PHARMACEUTICAL	801060AC8	3.375	1.6725	02/06/20	06/19/23	5,000,000.00	5,125,582.81	4,961,400.00	0.992280
Medium Term Corporate Note	SHELL INTERNATIONAL FIN	822582BZ4	3.500	1.7172	02/05/20	11/13/23	5,000,000.00	5,131,443.08	4,953,450.00	0.990690
Medium Term Corporate Note	SHELL INTERNATIONAL FIN	822582CC4	2.000	2.0998	11/14/19	11/07/24	5,000,000.00	4,987,903.63	4,751,200.00	0.950240
Medium Term Corporate Note	TOYOTA MOTOR CREDIT CORP	89236TDW2	2.900	0.6042	04/13/21	04/17/24	3,933,000.00	4,112,228.73	3,830,309.37	0.973890
Medium Term Corporate Note	TOYOTA MOTOR CREDIT CORP	89236TGT6	1.800	1.8000	02/13/20	02/13/25	5,000,000.00	5,000,000.00	4,667,250.00	0.933450
Medium Term Corporate Note	TOYOTA MOTOR CREDIT CORP	89236THY4	0.700	0.7000	01/20/21	01/20/26	5,000,000.00	5,000,000.00	4,058,250.00	0.811650
Medium Term Corporate Note	TOYOTA MOTOR CREDIT CORP	89236TJZ9	3.050	3.6894	05/04/22	03/22/27	10,000,000.00	9,772,691.47	9,212,900.00	0.921290
Medium Term Corporate Note	U.S. BANCORP	91159HHR4	3.150	3.6794	05/04/22	04/27/27	10,000,000.00	9,767,125.00	9,280,800.00	0.928080
Medium Term Corporate Note	UBS FINANCE DELAWARE	902674YF1	0.375	0.3200	06/14/21	06/01/23	5,000,000.00	5,002,741.39	4,846,600.00	0.969320
Medium Term Corporate Note	US BANK NA CINCINNATI	90331HNV1	3.400	3.4812	11/26/18	07/24/23	5,000,000.00	4,997,083.46	4,959,800.00	0.991960
Medium Term Corporate Note	US BANK NA CINCINNATI	90331HMS9	2.800	0.6414	11/25/20	01/27/25	5,000,000.00	5,267,242.84	4,784,900.00	0.956980
Medium Term Corporate Note	WAL-MART STORES	931142EL3	2.850	1.8859	10/01/19	07/08/24	5,000,000.00	5,094,176.64	4,858,700.00	0.971740
Total Count 46			2.226	1.9212			257,487,000.00	258,336,422.67	241,174,487.57	0.936647

Money Market	Issuer	CUSIP	Coupon Rate	Yield Matur	Purchase Date	Maturity Date	Ending Par Val/Shares	Amor Value On 09/30/22	Ending Market Val	Ending Unit Price
Money Market	FIDELITY INVESTMENTS		2.813	2.8128	12/10/90	Open	26,000,060.00	26,000,060.00	26,000,060.00	1.000000
Total Count 1			2.813	2.8128			26,000,060.00	26,000,060.00	26,000,060.00	1.000000

Municipal Bond	Issuer	CUSIP	Coupon Rate	Yield Matur	Purchase Date	Maturity Date	Ending Par Val/Shares	Amor Value On 09/30/22	Ending Market Val	Ending Unit Price
Municipal Bond	ANTELOPE VALLY UNION HIGH	036717MN3	2.396	0.8301	10/30/20	08/01/25	1,775,000.00	1,857,185.62	1,673,434.50	0.942780
Municipal Bond	CHAFFEY COMMUNITY COLLEGE	157432LM5	1.421	0.8621	08/17/21	06/01/26	2,885,000.00	2,948,260.86	2,563,726.40	0.888640
Municipal Bond	CITY OF VALLEJO	919259BL4	1.469	1.4690	03/31/20	05/01/23	1,500,000.00	1,500,000.00	1,473,345.00	0.982230
Municipal Bond	CONTRA COSTA CA CMNTY CLG DIST	212204JH5	2.163	3.2901	08/15/22	08/01/27	2,795,000.00	2,654,219.11	2,485,956.85	0.889430
Municipal Bond	COUNTY OF RIVERSIDE CA	76913CAZ2	2.667	2.2601	05/06/20	02/15/25	5,000,000.00	5,049,178.91	4,732,700.00	0.946540
Municipal Bond	COUNTY OF WESTCHESTER NY	95736VAY8	0.750	0.7456	11/05/20	07/01/25	1,940,000.00	1,940,253.45	1,753,178.00	0.903700
Municipal Bond	FRESNO COUNTY CA PENSION OBLG	358266CB8	0.000	3.4071	08/08/22	08/15/24	8,000,000.00	7,472,400.00	7,352,720.00	0.919090
Municipal Bond	GOLDEN STATE TOBACCO	38122NA85	1.600	3.5602	05/13/22	06/01/26	6,300,000.00	5,807,787.59	5,558,049.00	0.882230
Municipal Bond	GOLDEN STATE TOBACCO	38122NA85	1.600	1.3104	10/12/21	06/01/26	2,000,000.00	2,022,499.51	1,764,460.00	0.882230
Municipal Bond	GOLDEN STATE TOBACCO	38122NA93	1.886	3.4943	08/03/22	06/01/27	9,305,000.00	8,675,499.17	8,014,024.30	0.861260
Municipal Bond	KERN COUNTY CA PENSION OBLGG	492279CR3	0.000	3.6371	08/11/22	08/15/25	15,000,000.00	13,457,250.00	13,084,950.00	0.872330
Municipal Bond	LOS ALTOS SCHOOL DIST	544290JH3	1.000	0.5501	06/10/21	10/01/24	5,000,000.00	5,055,772.15	4,680,400.00	0.936080
Municipal Bond	LOS ANGELES UNIFIED SCHOOL DIST	544647FB1	1.245	1.3763	01/28/22	07/01/25	3,355,000.00	3,342,099.28	3,049,963.40	0.909080

Municipal Bond	LOS ANGES UNIFIED SCHOOL DIST	544646A77	5.720	4.2754	06/16/22	05/01/27	13,500,000.00	14,344,266.23	13,897,980.00	1.029480
Municipal Bond	MARIN CA CMNTY CLG DIST	56781RKE6	0.930	3.2502	08/15/22	08/01/27	3,155,000.00	2,823,225.46	2,656,099.85	0.841870
Municipal Bond	MASSACHUSETTS ST SPL OBLG	576004GV1	3.560	3.5600	08/30/22	07/15/23	10,000,000.00	10,000,000.00	9,940,100.00	0.994010
Municipal Bond	NEW YORK STATE DORMITORY	64990FD27	0.267	0.2670	06/23/21	03/15/23	1,000,000.00	1,000,000.00	983,220.00	0.983220
Municipal Bond	NEW YORK STATE DORMITORY	64990FD43	0.887	0.8870	06/23/21	03/15/25	1,650,000.00	1,650,000.00	1,509,634.50	0.914930
Municipal Bond	NEW YORK STATE URBAN DEV	650036AR7	0.720	0.7200	06/25/20	03/15/23	1,250,000.00	1,250,000.00	1,230,862.50	0.984690
Municipal Bond	NEW YORK STATE URBAN DEV	64985TAY7	2.020	2.0200	10/30/19	03/15/24	5,000,000.00	5,000,000.00	4,835,900.00	0.967180
Municipal Bond	STATE OF CALIFORNIA	13063DDG0	2.250	2.8401	01/22/19	10/01/23	5,000,000.00	4,956,967.82	4,912,700.00	0.982540
Municipal Bond	STATE OF CALIFORNIA	13063DLZ9	3.000	2.5002	05/01/19	04/01/24	5,000,000.00	5,048,460.28	4,909,050.00	0.981810
Municipal Bond	STATE OF CALIFORNIA	13063DRD2	2.375	1.0560	10/04/21	10/01/26	9,900,000.00	10,472,396.61	9,142,749.00	0.923510
Municipal Bond	STATE OF CONNECTICUT	20772KAE9	2.990	1.9630	10/17/19	01/15/23	5,000,000.00	5,025,424.79	4,987,350.00	0.997470
Municipal Bond	STATE OF HAWAII	419792YR1	0.893	0.8930	08/20/21	08/01/26	6,400,000.00	6,400,000.00	5,587,520.00	0.873050
Municipal Bond	STATE OF HAWAII	419792G26	1.283	3.6003	09/12/22	08/01/26	9,000,000.00	8,263,000.75	7,979,310.00	0.886590
Municipal Bond	STATE OF NEW YORK	649791PS3	2.360	3.3081	05/04/22	02/15/27	7,000,000.00	6,724,616.37	6,363,980.00	0.909140
Municipal Bond	STATE OF WISCONSIN	977100CZ7	2.049	2.0490	03/25/20	05/01/23	4,000,000.00	4,000,000.00	3,950,000.00	0.987500
Municipal Bond	TEXAS A&M UNIVERSITY	88213AKA2	2.349	1.6402	01/23/20	05/15/23	5,000,000.00	5,035,006.75	4,946,900.00	0.989380
Municipal Bond	TEXAS A&M UNIVERSITY	88213ALV5	2.877	1.0002	05/15/20	05/15/25	3,000,000.00	3,165,994.99	2,882,520.00	0.960840
Municipal Bond	UNIVERSITY OF CALIFORNIA	91412HGE7	0.883	0.4113	02/02/21	05/15/25	5,000,000.00	5,070,252.30	4,551,800.00	0.910360
Municipal Bond	UNIVERSITY OF CALIFORNIA	91412GU94	3.063	3.0951	05/18/22	07/01/25	8,800,000.00	8,791,957.53	8,449,584.00	0.960180
Total Count 32			2.117	2.5549			173,510,000.00	170,803,975.53	161,904,167.30	0.933111

State Pool	Issuer	CUSIP	Coupon Rate	Yield Matur	Purchase Date	Maturity Date	Ending Par Val/Shares	Amor Value On 09/30/22	Ending Market Val	Ending Unit Price
State Pool	STATE OF CALIFORNIA		1.630	1.6300	01/01/88	Open	23,450,485.85	23,450,485.85	23,450,485.85	1.000000
State Pool	STATE OF CALIFORNIA		1.630	1.6300	11/30/01	Open	10,522,706.91	10,522,706.91	10,522,706.91	1.000000
Total Count 2			1.630	1.6300			33,973,192.76	33,973,192.76	33,973,192.76	1.000000

Step Up Note	Issuer	CUSIP	Coupon Rate	Yield Matur	Purchase Date	Maturity Date	Ending Par Val/Shares	Amor Value On 09/30/22	Ending Market Val	Ending Unit Price
Step Up Note	FED HOME LOAN BANK	3130AMQW5	0.550	0.3500	06/16/21	12/16/24	10,000,000.00	10,000,000.00	9,162,900.00	0.916290
Total Count 1			0.550	0.3500			10,000,000.00	10,000,000.00	9,162,900.00	0.916290

Supranational	Issuer	CUSIP	Coupon Rate	Yield Matur	Purchase Date	Maturity Date	Ending Par Val/Shares	Amor Value On 09/30/22	Ending Market Val	Ending Unit Price
Supranational	INTER AMERICAN DEVELOPMNT BANK	4581XoCF3	3.000	0.2411	02/01/21	02/21/24	5,000,000.00	5,206,422.82	4,911,950.00	0.982390
Supranational	INTER AMERICAN DEVELOPMNT BANK	4581XoDK1	1.750	0.5597	05/13/21	03/14/25	5,000,000.00	5,147,548.35	4,699,500.00	0.939900
Supranational	INTL BK RECON & DEVELOP	459058FF5	1.750	2.6580	02/01/19	04/19/23	5,000,000.00	4,955,487.20	4,935,700.00	0.987140
Supranational	INTL BK RECON & DEVELOP	45906M2L4	0.650	0.7336	07/30/21	02/24/26	5,000,000.00	4,985,576.25	4,400,800.00	0.880160
Supranational	INTL BK RECON & DEVELOP	459058JT1	0.850	2.9983	05/18/22	02/10/27	6,000,000.00	5,461,150.35	5,169,720.00	0.861620
Supranational	INTL BK RECON & DEVELOP	459058JT1	0.850	2.0199	02/18/22	02/10/27	3,600,000.00	3,419,701.90	3,101,832.00	0.861620
Total Count 6			1.511	1.5166			29,600,000.00	29,175,886.87	27,219,502.00	0.919578

Time Deposit	Issuer	CUSIP	Coupon Rate	Yield Matur	Purchase Date	Maturity Date	Ending Par Val/Shares	Amor Value On 09/30/22	Ending Market Val	Ending Unit Price
Time Deposit	PREMIER VALLEY BANK		0.190	0.1898	01/13/22	01/12/23	1,400,000.00	1,400,000.00	1,400,000.00	1.000000

Time Deposit	PREMIER VALLEY BANK	0.737	0.7373	09/29/22	03/30/23	1,413,546.76	1,413,546.76	1,413,546.76	1.000000
Total Count 2		0.465	0.4649			2,813,546.76	2,813,546.76	2,813,546.76	1.000000

Treasury Note	Issuer	CUSIP	Coupon Rate	Yield Matur	Purchase Date	Maturity Date	Ending Par Val/Shares	Amor Value On 09/30/22	Ending Market Val	Ending Unit Price
Treasury Note	U.S. TREASURY	91282CAX9	0.125	0.9229	02/17/22	11/30/22	10,000,000.00	9,960,287.78	9,951,600.00	0.995160
Treasury Note	U.S. TREASURY	91282CAF8	0.125	0.2500	06/23/21	08/15/23	10,000,000.00	9,987,523.40	9,649,600.00	0.964960
Treasury Note	U.S. TREASURY	9128284X5	2.750	1.6374	12/31/19	08/31/23	5,000,000.00	5,054,952.98	4,934,550.00	0.986910
Treasury Note	U.S. TREASURY	912828XX3	2.000	1.5701	10/18/19	06/30/24	5,000,000.00	5,042,160.61	4,809,000.00	0.961800
Treasury Note	U.S. TREASURY	912828YM6	1.500	2.8243	04/25/22	10/31/24	10,000,000.00	9,682,497.31	9,459,000.00	0.945900
Treasury Note	U.S. TREASURY	912828G38	2.250	1.6900	12/31/19	11/15/24	5,000,000.00	5,068,259.90	4,797,850.00	0.959570
Treasury Note	U.S. TREASURY	91282CBC4	0.375	0.4447	01/20/21	12/31/25	10,000,000.00	9,975,815.81	8,844,100.00	0.884410
Treasury Note	U.S. TREASURY	912828R36	1.625	2.8580	05/16/22	05/15/26	10,000,000.00	9,537,785.33	9,143,000.00	0.914300
Treasury Note	U.S. TREASURY	91282CCP4	0.625	0.6223	08/03/21	07/31/26	5,000,000.00	5,000,526.78	4,374,800.00	0.874960
Total Count 9			1.079	1.4226			70,000,000.00	69,309,809.90	65,963,500.00	0.942336

US Sovereign Bond Guarantee	Issuer	CUSIP	Coupon Rate	Yield Matur	Purchase Date	Maturity Date	Ending Par Val/Shares	Amor Value On 09/30/22	Ending Market Val	Ending Unit Price
US Sovereign Bond Guarant	AID-ISRAEL	46513EGV8	5.500	2.5770	02/28/19	12/04/23	4,815,000.00	5,020,786.61	4,872,635.55	1.011970
Total Count 1			5.500	2.5770			4,815,000.00	5,020,786.61	4,872,635.55	1.011970
			1.854	1.8348			1,046,148,799.52	1,043,657,452.04	982,213,399.01	0.938885