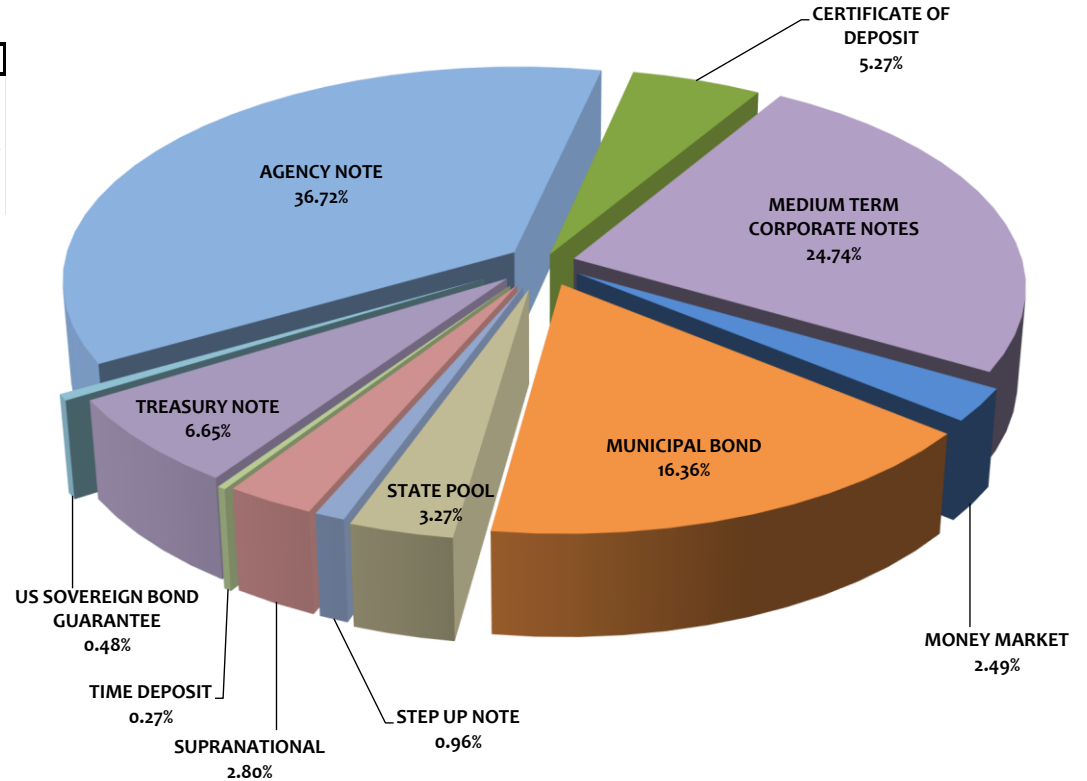


**ASSET ALLOCATION**

Assets	Current Par Value	Current Book Value	Market Value	Mkt/Book	Yield to Maturity
AGENCY NOTE	\$382,950,000	\$383,218,763	\$355,022,849	92.64%	1.49%
CERTIFICATE OF DEPOSIT	55,000,000	55,000,000	52,401,040	95.27%	2.23%
MEDIUM TERM CORPORATE NOTES	257,487,000	258,247,153	240,032,262	92.95%	1.92%
MONEY MARKET	26,000,060	26,000,060	26,000,060	100.00%	2.92%
MUNICIPAL BOND	173,510,000	170,732,866	160,795,825	94.18%	2.56%
STATE POOL	34,103,742	34,103,742	34,103,742	100.00%	1.91%
STEP UP NOTE	10,000,000	10,000,000	9,134,800	91.35%	0.35%
SUPRANATIONAL	29,600,000	29,197,996	27,116,288	92.87%	1.52%
TIME DEPOSIT	2,813,547	2,813,547	2,813,547	100.00%	0.46%
TREASURY NOTE	70,000,000	69,371,542	65,816,900	94.88%	1.42%
US SOVEREIGN BOND GUARANTEE	4,815,000	5,020,787	4,854,627	96.69%	2.58%
<b>Totals</b>	<b>\$1,046,279,349</b>	<b>\$1,043,706,456</b>	<b>\$978,091,940</b>	<b>93.71%</b>	<b>1.85%</b>

**Pooled Portfolio Composition by Book Value**



**Portfolio Breakdown & Statistics**

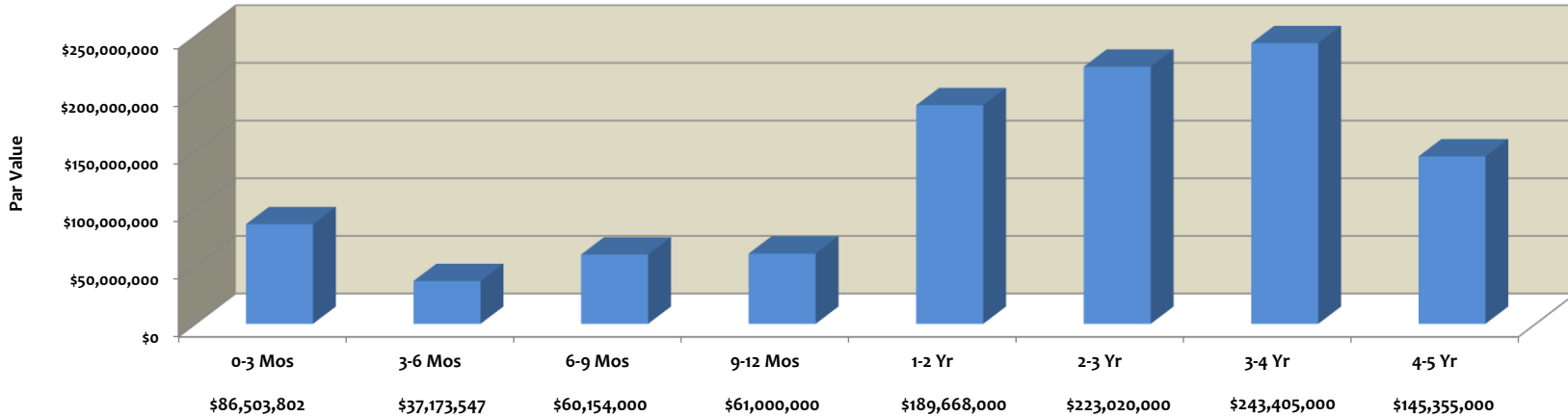
	October 31, 2022	October 31, 2021
AMORTIZED COST	\$1,043,706,456	\$805,301,115
AVERAGE DAYS TO MATURITY	841	878
CURRENT MONTH RETURN ON INVEST	1.84%	1.53%
EARNED INTEREST-CURR MONTH	\$1,616,889	\$1,039,716
EARNED INTEREST - FISCAL YTD	\$6,088,033	\$3,504,586



**MATURITY DISTRIBUTION**

Current Par Value	0-3 Mos	3-6 Mos	6-9 Mos	9-12 Mos	1-2 Yr	2-3 Yr	3-4 Yr	4-5 Yr	Totals
AGENCY NOTE	\$ 10,000,000	\$ 15,000,000	\$ 10,000,000	\$ 22,000,000	\$80,000,000	\$75,000,000	\$120,950,000	\$50,000,000	\$ 382,950,000.00
MEDIUM TERM CORPORATE NOTES		8,510,000	29,654,000	14,000,000	56,853,000	62,500,000	45,970,000	40,000,000	\$ 257,487,000.00
MONEY MARKET	26,000,060								\$ 26,000,060.00
STATE POOL	34,103,742								\$ 34,103,742.01
TIME DEPOSIT	1,400,000	1,413,547							\$ 2,813,546.76
TREASURY NOTE	10,000,000			15,000,000	5,000,000	15,000,000	25,000,000		\$ 70,000,000.00
CERTIFICATE OF DEPOSIT		5,000,000.00		5,000,000.00	15,000,000.00	10,000,000.00	10,000,000.00	10,000,000.00	\$ 55,000,000.00
MUNICIPAL BOND	5,000,000.00	2,250,000.00	20,500,000.00	5,000,000.00	23,000,000.00	45,520,000.00	36,485,000.00	35,755,000.00	\$ 173,510,000.00
SUPRANATIONAL		5,000,000			5,000,000	5,000,000	5,000,000	9,600,000	\$ 29,600,000.00
STEP UP NOTE						10,000,000.00			\$ 10,000,000.00
US SOVEREIGN BOND GUARANTEE					4,815,000				\$ 4,815,000.00
<b>Totals</b>	<b>\$86,503,802</b>	<b>\$37,173,547</b>	<b>\$60,154,000</b>	<b>\$61,000,000</b>	<b>\$189,668,000</b>	<b>\$223,020,000</b>	<b>\$243,405,000</b>	<b>\$145,355,000</b>	<b>\$1,046,279,349</b>
<b>% of Portfolio</b>	<b>8.27%</b>	<b>3.55%</b>	<b>5.75%</b>	<b>5.83%</b>	<b>18.13%</b>	<b>21.32%</b>	<b>23.26%</b>	<b>13.89%</b>	<b>100.00%</b>

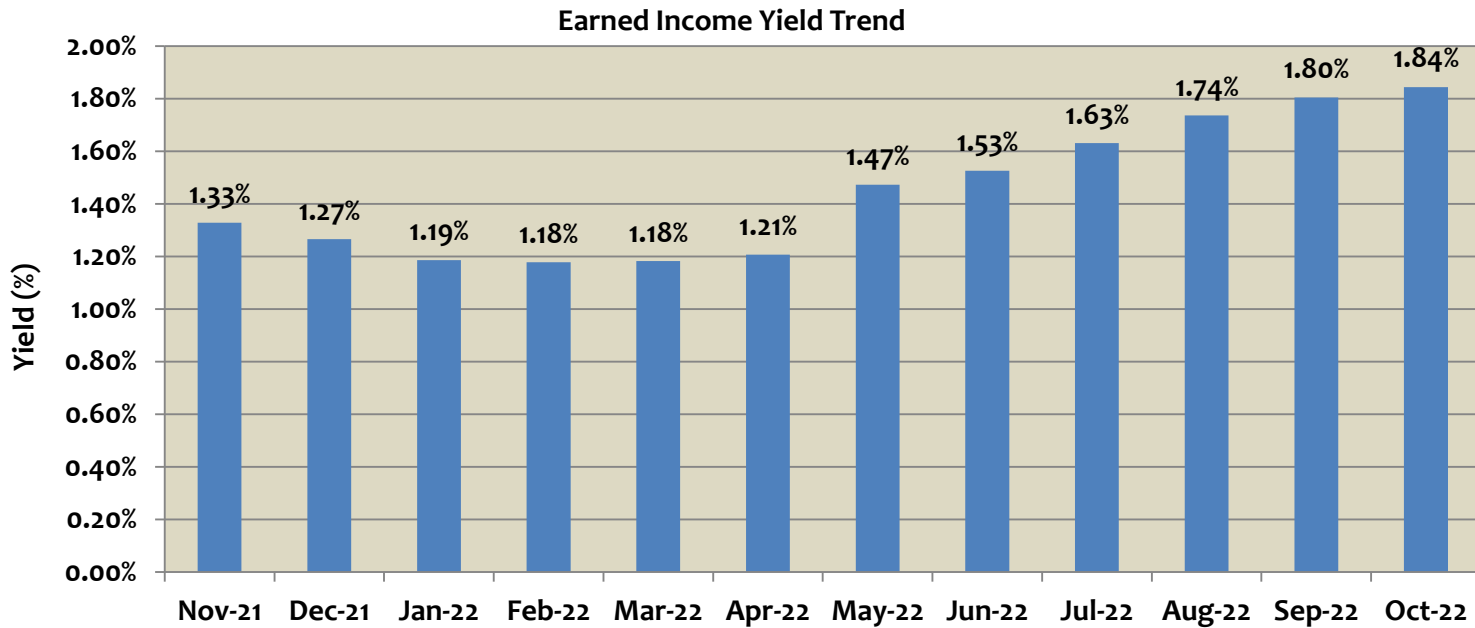
Maturity Distribution  
October 31, 2022





**PORTFOLIO - EARNED INCOME YIELD**

Month	Earned Income Yield
Nov-21	1.33%
Dec-21	1.27%
Jan-22	1.19%
Feb-22	1.18%
Mar-22	1.18%
Apr-22	1.21%
May-22	1.47%
Jun-22	1.53%
Jul-22	1.63%
Aug-22	1.74%
Sep-22	1.80%
Oct-22	1.84%



In accordance with State Law, the Finance Director certifies that the securities held in the City Investment Portfolio, comply with City policies. The Finance Director further certifies that the City has Operating Funds available to meet its expenditure requirements for the next six months.

**Amortized Cost** - the total amount at which investments are carried on the City books. This amount includes the amortization and accretion of premiums and discounts, respectively.

**Market Value** - the total amount at which investments are being sold in the market. Market prices are provided by the Bank of New York.

**Maturity Value** - (also referred to as "par value") the total amount of the face or stated value of the investments at maturity.

**Average Days to Maturity** - the average time in days left in the maturity of the investments.

**Monthly Yield** - the rate of return on investments as expressed in a percentage.

**Earned Interest** - the amount of income realized by all investments.

Agency Note	Issuer	CUSIP	Coupon Rate	Yield Matur	Purchase Date	Maturity Date	Ending Par Val/Shares	Amor Value On 10/31/22	Ending Market Val	Ending Unit Price
Agency Note	FARMER MAC	31422XAT9	0.520	0.5200	03/02/21	12/15/25	5,000,000.00	5,000,000.00	4,395,850.00	0.879170
Agency Note	FARMER MAC	31422XLY6	0.900	0.9000	09/01/21	09/01/26	5,000,000.00	5,000,000.00	4,345,650.00	0.869130
Agency Note	FARMER MAC	31422XUU4	2.000	2.0000	02/25/22	02/25/27	10,000,000.00	10,000,000.00	9,044,900.00	0.904490
Agency Note	FED AG MORTGAGE CORPORATION	31422XMT6	0.930	0.9300	09/21/21	09/21/26	5,000,000.00	5,000,000.00	4,343,150.00	0.868630
Agency Note	FED FARM CREDIT BANK	3133EMHE5	0.170	0.1852	12/07/20	11/30/22	5,000,000.00	4,999,620.82	4,982,300.00	0.996460
Agency Note	FED FARM CREDIT BANK	3133ENXP0	2.100	2.0000	05/26/22	05/25/23	10,000,000.00	10,010,403.33	9,860,000.00	0.986000
Agency Note	FED FARM CREDIT BANK	3133ENF21	3.150	3.2835	08/09/22	08/08/23	12,000,000.00	11,985,450.00	11,859,360.00	0.988280
Agency Note	FED FARM CREDIT BANK	3133EL3E2	0.320	0.3200	08/10/20	08/10/23	5,000,000.00	5,000,000.00	4,832,650.00	0.966530
Agency Note	FED FARM CREDIT BANK	3133EMN81	0.310	0.3100	06/29/21	12/29/23	5,000,000.00	5,000,000.00	4,751,750.00	0.950350
Agency Note	FED FARM CREDIT BANK	3133EKBW5	2.610	2.6100	02/27/19	02/27/24	5,000,000.00	5,000,000.00	4,866,200.00	0.973240
Agency Note	FED FARM CREDIT BANK	3133ELQ56	0.570	0.5700	07/02/20	07/02/24	5,000,000.00	5,000,000.00	4,657,650.00	0.931530
Agency Note	FED FARM CREDIT BANK	3133EKA63	1.600	1.6000	08/16/19	08/16/24	10,000,000.00	10,000,000.00	9,500,400.00	0.950040
Agency Note	FED FARM CREDIT BANK	3133EKP75	1.600	1.4076	10/04/19	09/17/24	5,000,000.00	5,018,904.06	4,738,250.00	0.947650
Agency Note	FED FARM CREDIT BANK	3133EMK92	0.580	0.5800	06/23/21	06/23/25	5,000,000.00	5,000,000.00	4,484,250.00	0.896850
Agency Note	FED FARM CREDIT BANK	3133ELZ80	0.580	0.5800	07/29/20	07/29/25	5,000,000.00	5,000,000.00	4,467,450.00	0.893490
Agency Note	FED FARM CREDIT BANK	3133EMAU6	0.500	0.5000	09/22/20	09/22/25	10,000,000.00	10,000,000.00	8,869,400.00	0.886940
Agency Note	FED FARM CREDIT BANK	3133EMCP5	0.520	0.5301	10/14/20	10/14/25	5,000,000.00	4,998,492.06	4,424,350.00	0.884870
Agency Note	FED FARM CREDIT BANK	3133EMSU7	0.800	0.8000	03/09/21	03/09/26	5,000,000.00	5,000,000.00	4,400,300.00	0.880060
Agency Note	FED FARM CREDIT BANK	3133ENUD0	2.640	3.0001	05/04/22	04/08/26	10,000,000.00	9,881,209.27	9,412,500.00	0.941250
Agency Note	FED FARM CREDIT BANK	3133ENFN5	1.540	1.5400	11/30/21	11/30/26	10,000,000.00	10,000,000.00	8,857,200.00	0.885720
Agency Note	FED FARM CREDIT BANK	3133ENHA1	1.500	1.5000	12/14/21	12/14/26	10,000,000.00	10,000,000.00	8,826,300.00	0.882630
Agency Note	FED FARM CREDIT BANK	3133ENL99	3.375	3.4769	09/15/22	09/15/27	10,000,000.00	9,953,600.00	9,582,700.00	0.958270
Agency Note	FED HOME LOAN BANK	3130A3KM5	2.500	2.3160	12/27/17	12/09/22	5,000,000.00	5,004,546.19	4,991,350.00	0.998270
Agency Note	FED HOME LOAN BANK	3130AS4V8	2.000	2.0000	06/09/22	03/09/23	10,000,000.00	10,000,000.00	9,918,300.00	0.991830
Agency Note	FED HOME LOAN BANK	3130ADRG9	2.750	2.5800	03/04/19	03/10/23	5,000,000.00	5,004,195.74	4,969,600.00	0.993920
Agency Note	FED HOME LOAN BANK	3130AFRW9	2.700	2.5516	02/26/19	08/28/23	5,000,000.00	5,007,280.25	4,925,050.00	0.985010
Agency Note	FED HOME LOAN BANK	3130ANES5	0.265	0.2650	07/29/21	12/29/23	10,000,000.00	10,000,000.00	9,472,100.00	0.947210
Agency Note	FED HOME LOAN BANK	3130AB3H7	2.375	0.8307	03/16/20	03/08/24	5,000,000.00	5,114,865.35	4,844,850.00	0.968970
Agency Note	FED HOME LOAN BANK	3130A0XE5	3.250	2.5800	03/08/19	03/08/24	5,000,000.00	5,048,979.57	4,900,900.00	0.980180
Agency Note	FED HOME LOAN BANK	3130AKWZ5	0.220	0.2200	02/24/21	05/24/24	5,000,000.00	5,000,000.00	4,651,550.00	0.930310
Agency Note	FED HOME LOAN BANK	3130AN3D0	0.450	0.4500	06/28/21	05/24/24	10,000,000.00	10,000,000.00	9,331,100.00	0.933110
Agency Note	FED HOME LOAN BANK	3130A2UW4	2.875	1.6639	10/24/19	09/13/24	5,000,000.00	5,118,636.72	4,837,800.00	0.967560
Agency Note	FED HOME LOAN BANK	3130APMK8	0.750	0.7500	11/16/21	09/16/24	10,000,000.00	10,000,000.00	9,262,400.00	0.926240
Agency Note	FED HOME LOAN BANK	3130A3GE8	2.750	1.7080	12/13/19	12/13/24	5,000,000.00	5,126,972.85	4,807,400.00	0.961480
Agency Note	FED HOME LOAN BANK	3130AKMR4	0.330	0.3300	01/28/21	01/15/25	5,000,000.00	5,000,000.00	4,529,400.00	0.905880
Agency Note	FED HOME LOAN BANK	3130ALZV9	0.680	0.6800	04/29/21	04/29/25	5,000,000.00	5,000,000.00	4,549,350.00	0.909870
Agency Note	FED HOME LOAN BANK	3130AMX23	0.900	0.9000	06/30/21	12/30/25	6,550,000.00	6,550,000.00	5,812,077.00	0.887340
Agency Note	FED HOME LOAN BANK	3130AKN85	0.550	0.5652	01/20/21	01/20/26	5,000,000.00	4,997,363.91	4,376,550.00	0.875310
Agency Note	FED HOME LOAN BANK	3130AKPL4	0.550	0.5500	01/28/21	01/28/26	5,000,000.00	5,000,000.00	4,415,000.00	0.883000
Agency Note	FED HOME LOAN BANK	3130AKPC4	0.600	0.6000	01/28/21	01/28/26	5,000,000.00	5,000,000.00	4,380,450.00	0.876090
Agency Note	FED HOME LOAN BANK	3130AS3R8	3.230	3.2300	05/26/22	02/26/26	10,000,000.00	10,000,000.00	9,486,100.00	0.948610
Agency Note	FED HOME LOAN BANK	3130ALV92	1.050	0.9484	04/01/21	03/30/26	5,000,000.00	4,998,242.42	4,466,100.00	0.893220
Agency Note	FED HOME LOAN BANK	3130ALYB4	0.700	1.1449	04/28/21	04/28/26	5,000,000.00	5,000,000.00	4,457,750.00	0.891550
Agency Note	FED HOME LOAN BANK	3130AMTW2	0.500	0.5000	06/30/21	06/30/26	5,000,000.00	5,000,000.00	4,370,200.00	0.874040
Agency Note	FED HOME LOAN BANK	3130AMWMO	1.050	0.0000	06/30/21	06/30/26	5,000,000.00	5,000,000.00	4,431,950.00	0.886390

Agency Note	FED HOME LOAN BANK	3130AMZN5	0.750	1.0447	06/30/21	06/30/26	5,000,000.00	5,000,000.00	4,399,550.00	0.879910
Agency Note	FED HOME LOAN BANK	3130ANBS8	0.930	0.9300	07/29/21	07/29/26	5,400,000.00	5,400,000.00	4,704,642.00	0.871230
Agency Note	FED HOME LOAN BANK	3130ANLZ1	0.900	0.9000	08/26/21	08/26/26	5,000,000.00	5,000,000.00	4,340,000.00	0.868000
Agency Note	FED HOME LOAN BANK	3130ASH51	4.125	4.1250	06/29/22	06/29/27	10,000,000.00	10,000,000.00	9,573,200.00	0.957320
Agency Note	FED HOME LOAN MORT CORP	3134GXVK7	2.900	2.9000	05/31/22	05/30/25	10,000,000.00	10,000,000.00	9,532,300.00	0.953230
Agency Note	FED HOME LOAN MORT CORP	3136G4YP2	0.720	0.7200	07/09/20	07/09/25	5,000,000.00	5,000,000.00	4,494,500.00	0.898900
Agency Note	FED HOME LOAN MORT CORP	3134GXCH5	0.600	0.6000	11/25/20	11/25/25	5,000,000.00	5,000,000.00	4,415,950.00	0.883190
Agency Note	FED HOME LOAN MORT CORP	3134GXUG7	3.320	3.3200	05/25/22	11/25/25	14,000,000.00	14,000,000.00	13,608,420.00	0.972030
Agency Note	FEDERAL NAT MORTGAGE ASSOC	3135GA6K2	0.500	0.5000	12/30/20	06/30/25	5,000,000.00	5,000,000.00	4,471,300.00	0.894260
Agency Note	FEDERAL NAT MORTGAGE ASSOC	3136G4ZR7	0.700	0.7000	07/21/20	07/21/25	5,000,000.00	5,000,000.00	4,486,350.00	0.897270
Agency Note	FEDERAL NAT MORTGAGE ASSOC	3136G4N82	0.490	0.4900	08/21/20	08/21/25	10,000,000.00	10,000,000.00	8,890,800.00	0.889080
Agency Note	FEDERAL NAT MORTGAGE ASSOC	3135GA3W9	0.600	0.6000	11/25/20	11/25/25	5,000,000.00	5,000,000.00	4,415,950.00	0.883190
<b>Total Count 57</b>			<b>1.549</b>	<b>1.4890</b>			<b>382,950,000.00</b>	<b>383,218,762.54</b>	<b>355,022,849.00</b>	<b>0.927074</b>

<i>Certificate of Deposit</i>	<i>Issuer</i>	<i>CUSIP</i>	<i>Coupon Rate</i>	<i>Yield Matur</i>	<i>Purchase Date</i>	<i>Maturity Date</i>	<i>Ending Par Val/Shares</i>	<i>Amor Value On 10/31/22</i>	<i>Ending Market Val</i>	<i>Ending Unit Price</i>
Certificate of Deposit	GOLDMAN SACHS	38149MYT4	0.350	0.3500	08/25/21	08/25/23	5,000,000.00	5,000,000.00	4,800,378.50	0.960076
Certificate of Deposit	JP MORGAN CHASE	48128WPR0	2.650	2.6500	04/08/22	04/08/27	10,000,000.00	10,000,000.00	9,302,732.00	0.930273
Certificate of Deposit	MORGAN STANLEY	61760A6Q7	1.850	1.8500	01/30/20	01/30/23	5,000,000.00	5,000,000.00	4,970,359.50	0.994072
Certificate of Deposit	MORGAN STANLEY	61768EBM4	1.650	1.6500	03/05/20	03/05/24	5,000,000.00	5,000,000.00	4,765,423.50	0.953085
Certificate of Deposit	MORGAN STANLEY	61690ULQ1	1.950	1.9711	10/10/19	10/10/24	5,000,000.00	5,000,000.00	4,724,664.00	0.944933
Certificate of Deposit	MORGAN STANLEY	61690UMT4	1.950	1.9711	10/31/19	10/31/24	5,000,000.00	5,000,000.00	4,721,638.50	0.944328
Certificate of Deposit	MORGAN STANLEY	61768EAQ6	1.800	1.8000	02/20/20	02/20/25	5,000,000.00	5,000,000.00	4,671,606.00	0.934321
Certificate of Deposit	MORGAN STANLEY	61690UJ50	3.200	3.2000	05/19/22	05/19/26	10,000,000.00	10,000,000.00	9,570,086.00	0.957009
Certificate of Deposit	WELLS FARGO BANK	949763WR3	3.350	3.3500	01/09/19	01/09/24	1,000,000.00	1,000,000.00	976,634.00	0.976634
Certificate of Deposit	WELLS FARGO BANK	949763WU6	3.200	3.2000	01/18/19	01/18/24	4,000,000.00	4,000,000.00	3,897,518.00	0.974380
<b>Total Count 10</b>			<b>2.225</b>	<b>2.2293</b>			<b>55,000,000.00</b>	<b>55,000,000.00</b>	<b>52,401,040.00</b>	<b>0.952746</b>

<i>Medium Term Corporate Note</i>	<i>Issuer</i>	<i>CUSIP</i>	<i>Coupon Rate</i>	<i>Yield Matur</i>	<i>Purchase Date</i>	<i>Maturity Date</i>	<i>Ending Par Val/Shares</i>	<i>Amor Value On 10/31/22</i>	<i>Ending Market Val</i>	<i>Ending Unit Price</i>
Medium Term Corporate Note	AIG GLOBAL FUNDING	00138CAS7	0.650	0.7000	06/22/21	06/17/24	4,970,000.00	4,965,073.18	4,611,613.30	0.927890
Medium Term Corporate Note	APPLE INC	037833BU3	2.850	2.7654	03/06/19	02/23/23	3,510,000.00	3,511,464.92	3,492,099.00	0.994900
Medium Term Corporate Note	APPLE INC	037833CU2	2.850	2.6366	05/21/19	05/11/24	5,000,000.00	5,020,657.11	4,860,600.00	0.972120
Medium Term Corporate Note	APPLE INC	037833BZ2	2.450	3.3250	05/04/22	08/04/26	10,000,000.00	9,674,788.91	9,203,000.00	0.920300
Medium Term Corporate Note	BANK OF AMERICA	06053FAA7	4.100	0.3500	07/01/21	07/24/23	4,654,000.00	4,828,067.94	4,636,128.64	0.996160
Medium Term Corporate Note	BANK OF AMERICA	06048WWM31	1.250	1.2500	05/28/21	05/28/26	5,000,000.00	5,000,000.00	4,233,950.00	0.846790
Medium Term Corporate Note	BANK OF AMERICA	06048WWM31	1.250	1.2500	05/28/21	05/28/26	5,000,000.00	5,000,000.00	4,233,950.00	0.846790
Medium Term Corporate Note	BANK OF AMERICA	06048WP20	1.250	1.2500	09/24/21	09/24/26	5,000,000.00	5,000,000.00	4,138,050.00	0.827610
Medium Term Corporate Note	BANK OF NEW YORK	06406HCS6	3.650	3.1079	03/01/19	02/04/24	2,950,000.00	2,973,260.02	2,900,263.00	0.983140
Medium Term Corporate Note	BANK OF NEW YORK	06406RBA4	2.050	2.2980	02/22/22	01/26/27	5,000,000.00	4,947,272.08	4,394,750.00	0.878950
Medium Term Corporate Note	BERKSHIRE HATHAWAY INC.	084670BR8	2.750	3.3102	12/18/18	03/15/23	5,000,000.00	4,986,221.84	4,969,250.00	0.993850
Medium Term Corporate Note	CATERPILLAR FINL SVCS CORP	14913R2L0	0.450	1.1400	01/28/22	05/17/24	5,000,000.00	4,931,972.66	4,666,900.00	0.933380
Medium Term Corporate Note	CIT GROUP HOLDINGS INC	17330PC64	4.000	4.0000	06/16/22	06/16/25	10,000,000.00	10,000,000.00	9,466,500.00	0.946650
Medium Term Corporate Note	CREDIT SUISSE	22550L2D2	1.000	0.2800	02/08/21	05/05/23	5,000,000.00	5,035,924.53	4,848,450.00	0.969690
Medium Term Corporate Note	EQUITABLE FINANCIAL LIFE	29449WAC1	0.500	0.8801	12/13/21	11/17/23	5,000,000.00	4,971,743.70	4,755,000.00	0.951000
Medium Term Corporate Note	EXXON MOBIL CORPORATION	30231GBH4	2.992	1.3664	05/15/20	03/19/25	5,000,000.00	5,199,101.16	4,782,350.00	0.956470
Medium Term Corporate Note	FLORIDA POWER & LIGHT	341081FZ5	2.850	0.9313	06/01/20	04/01/25	5,000,000.00	5,236,528.75	4,744,900.00	0.948980
Medium Term Corporate Note	HARVARD PRES & FELLOWS	740816AJ2	2.300	2.3860	05/24/19	10/01/23	4,000,000.00	3,996,620.33	3,911,840.00	0.977960
Medium Term Corporate Note	HSBC USA INC	40434CAD7	3.500	2.1493	10/23/19	06/23/24	5,000,000.00	5,131,518.65	4,835,250.00	0.967050

Medium Term Corporate Note	JP MORGAN CHASE	48130UWA9	0.750	0.7500	05/11/21	12/11/24	5,000,000.00	5,000,000.00	4,492,400.00	0.898480
Medium Term Corporate Note	JP MORGAN CHASE	46632FRU1	0.700	0.7000	01/22/21	01/22/26	5,000,000.00	5,000,000.00	4,297,000.00	0.859400
Medium Term Corporate Note	LLOYDS BANK	53944VAH2	3.500	0.7800	02/03/21	05/14/25	5,000,000.00	5,402,483.25	4,729,850.00	0.945970
Medium Term Corporate Note	MASSMUTUAL GLOBAL FUND	57629WCU2	0.850	0.3100	03/02/21	06/09/23	5,000,000.00	5,026,937.34	4,878,200.00	0.975640
Medium Term Corporate Note	MET LIFE GLOB	59217GER6	1.875	2.3800	02/24/22	01/11/27	5,000,000.00	4,892,849.49	4,336,550.00	0.867310
Medium Term Corporate Note	META PLATFORMS INC	30303M8B1	3.500	4.1519	09/12/22	08/15/27	10,000,000.00	9,744,083.33	9,176,900.00	0.917690
Medium Term Corporate Note	NEW YORK LIFE	64952WDG5	2.875	2.7501	04/26/19	04/10/24	5,000,000.00	5,009,113.28	4,844,150.00	0.968830
Medium Term Corporate Note	NEW YORK LIFE	64952WDL4	2.000	1.1600	12/29/21	01/22/25	7,500,000.00	7,654,797.99	6,983,325.00	0.931110
Medium Term Corporate Note	NEW YORK LIFE	64952WCH4	2.350	3.4178	05/18/22	07/14/26	5,970,000.00	5,733,562.39	5,406,909.60	0.905680
Medium Term Corporate Note	PACIFIC LIFE	6944PL2C2	0.500	0.3252	09/17/21	09/23/23	5,000,000.00	5,008,717.02	4,800,300.00	0.960060
Medium Term Corporate Note	PRICOA GLOBAL FUNDING	741531FA0	3.450	3.1799	02/04/19	09/01/23	5,000,000.00	5,013,192.03	4,934,250.00	0.986850
Medium Term Corporate Note	PRINCIPAL LFE GLB FND II	74256LEE5	1.250	0.7601	01/12/21	06/23/25	5,000,000.00	5,072,511.34	4,481,100.00	0.896220
Medium Term Corporate Note	PROTECTIVE LIFE	74368CBC7	1.618	1.1220	09/07/21	04/15/26	5,000,000.00	5,084,889.03	4,400,350.00	0.880070
Medium Term Corporate Note	ROYAL BANK OF CANADA	78015K7L2	0.425	0.5000	03/02/21	01/19/24	5,000,000.00	4,994,402.38	4,715,100.00	0.943020
Medium Term Corporate Note	ROYAL BANK OF CANADA	78015K7H1	1.150	1.2500	10/26/21	06/10/25	10,000,000.00	9,970,645.29	8,977,700.00	0.897770
Medium Term Corporate Note	SANOFI PHARMACEUTICAL	801060AC8	3.375	1.6725	02/06/20	06/19/23	5,000,000.00	5,125,582.81	4,955,350.00	0.991070
Medium Term Corporate Note	SHELL INTERNATIONAL FIN	822582BZ4	3.500	1.7172	02/05/20	11/13/23	5,000,000.00	5,131,443.08	4,930,400.00	0.986080
Medium Term Corporate Note	SHELL INTERNATIONAL FIN	822582CC4	2.000	2.0998	11/14/19	11/07/24	5,000,000.00	4,987,903.63	4,735,350.00	0.947070
Medium Term Corporate Note	TOYOTA MOTOR CREDIT CORP	89236TDW2	2.900	0.6042	04/13/21	04/17/24	3,933,000.00	4,067,624.10	3,816,583.20	0.970400
Medium Term Corporate Note	TOYOTA MOTOR CREDIT CORP	89236TGT6	1.800	1.8000	02/13/20	02/13/25	5,000,000.00	5,000,000.00	4,657,600.00	0.931520
Medium Term Corporate Note	TOYOTA MOTOR CREDIT CORP	89236THY4	0.700	0.7000	01/20/21	01/20/26	5,000,000.00	5,000,000.00	4,049,500.00	0.809900
Medium Term Corporate Note	TOYOTA MOTOR CREDIT CORP	89236TJZ9	3.050	3.6894	05/04/22	03/22/27	10,000,000.00	9,772,691.47	9,150,900.00	0.915090
Medium Term Corporate Note	U.S. BANCORP	91159HHR4	3.150	3.6794	05/04/22	04/27/27	10,000,000.00	9,782,263.87	9,187,400.00	0.918740
Medium Term Corporate Note	UBS FINANCE DELAWARE	902674YF1	0.375	0.3200	06/14/21	06/01/23	5,000,000.00	5,002,741.39	4,860,000.00	0.972000
Medium Term Corporate Note	US BANK NA CINCINNATI	90331HNV1	3.400	3.4812	11/26/18	07/24/23	5,000,000.00	4,997,083.46	4,939,700.00	0.987940
Medium Term Corporate Note	US BANK NA CINCINNATI	90331HMS9	2.800	0.6414	11/25/20	01/27/25	5,000,000.00	5,267,242.84	4,755,550.00	0.951110
Medium Term Corporate Note	WAL-MART STORES	931142EL3	2.850	1.8859	10/01/19	07/08/24	5,000,000.00	5,094,176.64	4,855,000.00	0.971000
<b>Total Count 46</b>			<b>2.226</b>	<b>1.9218</b>			<b>257,487,000.00</b>	<b>258,247,153.23</b>	<b>240,032,261.74</b>	<b>0.932211</b>

Money Market	Issuer	CUSIP	Coupon Rate	Yield Matur	Purchase Date	Maturity Date	Ending Par Val/Shares	Amor Value On 10/31/22	Ending Market Val	Ending Unit Price
Money Market	FIDELITY INVESTMENTS		2.922	2.9225	12/10/90	Open	26,000,060.00	26,000,060.00	26,000,060.00	1.000000
<b>Total Count 1</b>			<b>2.922</b>	<b>2.9225</b>			<b>26,000,060.00</b>	<b>26,000,060.00</b>	<b>26,000,060.00</b>	<b>1.000000</b>

Municipal Bond	Issuer	CUSIP	Coupon Rate	Yield Matur	Purchase Date	Maturity Date	Ending Par Val/Shares	Amor Value On 10/31/22	Ending Market Val	Ending Unit Price
Municipal Bond	ANTELOPE VALLY UNION HIGH	036717MN3	2.396	0.8301	10/30/20	08/01/25	1,775,000.00	1,857,185.62	1,663,565.50	0.937220
Municipal Bond	CHAFFEY COMMUNITY COLLEGE	157432LM5	1.421	0.8621	08/17/21	06/01/26	2,885,000.00	2,948,260.86	2,549,243.70	0.883620
Municipal Bond	CITY OF VALLEJO	919259BL4	1.469	1.4690	03/31/20	05/01/23	1,500,000.00	1,500,000.00	1,472,880.00	0.981920
Municipal Bond	CONTRA COSTA CA CMNTY CLG DIST	212204JH5	2.163	3.2901	08/15/22	08/01/27	2,795,000.00	2,654,219.11	2,467,258.30	0.882740
Municipal Bond	COUNTY OF RIVERSIDE CA	76913CAZ2	2.667	2.2601	05/06/20	02/15/25	5,000,000.00	5,049,178.91	4,723,800.00	0.944760
Municipal Bond	COUNTY OF WESTCHESTER NY	95736VAY8	0.750	0.7456	11/05/20	07/01/25	1,940,000.00	1,940,253.45	1,740,102.40	0.896960
Municipal Bond	FRESNO COUNTY CA PENSION OBLG	358266CB8	0.000	3.4071	08/08/22	08/15/24	8,000,000.00	7,472,400.00	7,343,360.00	0.917920
Municipal Bond	GOLDEN STATE TOBACCO	38122NA85	1.600	3.5602	05/13/22	06/01/26	6,300,000.00	5,807,787.59	5,557,797.00	0.882190
Municipal Bond	GOLDEN STATE TOBACCO	38122NA85	1.600	1.3104	10/12/21	06/01/26	2,000,000.00	2,022,499.51	1,764,380.00	0.882190
Municipal Bond	GOLDEN STATE TOBACCO	38122NA93	1.886	3.4943	08/03/22	06/01/27	9,305,000.00	8,675,499.17	7,962,102.40	0.855680
Municipal Bond	KERN COUNTY CA PENSION OBLG	492279CR3	0.000	3.6371	08/11/22	08/15/25	15,000,000.00	13,457,250.00	12,849,600.00	0.856640
Municipal Bond	LOS ALTOS SCHOOL DIST	544290JH3	1.000	0.5501	06/10/21	10/01/24	5,000,000.00	5,044,678.91	4,672,700.00	0.934540
Municipal Bond	LOS ANGELES UNIFIED SCHOOL DIST	544647FB1	1.245	1.3763	01/28/22	07/01/25	3,355,000.00	3,342,099.28	3,046,172.25	0.907950

Municipal Bond	LOS ANGELES UNIFIED SCHOOL DIST	544646A77	5.720	4.2754	06/16/22	05/01/27	13,500,000.00	14,344,266.23	13,826,430.00	1.024180
Municipal Bond	MARIN CA CMNTY CLG DIST	56781RKE6	0.930	3.2502	08/15/22	08/01/27	3,155,000.00	2,823,225.46	2,630,702.10	0.833820
Municipal Bond	MASSACHUSETTS ST SPL OBLG	576004GV1	3.560	3.5600	08/30/22	07/15/23	10,000,000.00	10,000,000.00	9,921,400.00	0.992140
Municipal Bond	NEW YORK STATE DORMITORY	64990FD27	0.267	0.2670	06/23/21	03/15/23	1,000,000.00	1,000,000.00	983,500.00	0.983500
Municipal Bond	NEW YORK STATE DORMITORY	64990FD43	0.887	0.8870	06/23/21	03/15/25	1,650,000.00	1,650,000.00	1,513,644.00	0.917360
Municipal Bond	NEW YORK STATE URBAN DEV	650036AR7	0.720	0.7200	06/25/20	03/15/23	1,250,000.00	1,250,000.00	1,232,175.00	0.985740
Municipal Bond	NEW YORK STATE URBAN DEV	64985TAY7	2.020	2.0200	10/30/19	03/15/24	5,000,000.00	5,000,000.00	4,798,900.00	0.959780
Municipal Bond	STATE OF CALIFORNIA	13063DDG0	2.250	2.8401	01/22/19	10/01/23	5,000,000.00	4,971,110.10	4,890,000.00	0.978000
Municipal Bond	STATE OF CALIFORNIA	13063DLZ9	3.000	2.5002	05/01/19	04/01/24	5,000,000.00	5,036,570.03	4,883,650.00	0.976730
Municipal Bond	STATE OF CALIFORNIA	13063DRD2	2.375	1.0560	10/04/21	10/01/26	9,900,000.00	10,410,128.42	9,010,584.00	0.910160
Municipal Bond	STATE OF CONNECTICUT	20772KAE9	2.990	1.9630	10/17/19	01/15/23	5,000,000.00	5,025,424.79	4,987,250.00	0.997450
Municipal Bond	STATE OF HAWAII	419792YR1	0.893	0.8930	08/20/21	08/01/26	6,400,000.00	6,400,000.00	5,520,832.00	0.862630
Municipal Bond	STATE OF HAWAII	419792G26	1.283	3.6003	09/12/22	08/01/26	9,000,000.00	8,263,000.75	7,882,290.00	0.875810
Municipal Bond	STATE OF NEW YORK	649791PS3	2.360	3.3081	05/04/22	02/15/27	7,000,000.00	6,724,616.37	6,283,760.00	0.897680
Municipal Bond	STATE OF WISCONSIN	977100CZ7	2.049	2.0490	03/25/20	05/01/23	4,000,000.00	4,000,000.00	3,944,680.00	0.986170
Municipal Bond	TEXAS A&M UNIVERSITY	88213AKA2	2.349	1.6402	01/23/20	05/15/23	5,000,000.00	5,035,006.75	4,933,450.00	0.986690
Municipal Bond	TEXAS A&M UNIVERSITY	88213ALV5	2.877	1.0002	05/15/20	05/15/25	3,000,000.00	3,165,994.99	2,851,140.00	0.950380
Municipal Bond	UNIVERSITY OF CALIFORNIA	91412HGE7	0.883	0.4113	02/02/21	05/15/25	5,000,000.00	5,070,252.30	4,506,300.00	0.901260
Municipal Bond	UNIVERSITY OF CALIFORNIA	91412GU94	3.063	3.0951	05/18/22	07/01/25	8,800,000.00	8,791,957.53	8,382,176.00	0.952520
<b>Total Count 32</b>			<b>2.116</b>	<b>2.5556</b>			<b>173,510,000.00</b>	<b>170,732,866.13</b>	<b>160,795,824.65</b>	<b>0.926724</b>

State Pool	Issuer	CUSIP	Coupon Rate	Yield Matur	Purchase Date	Maturity Date	Ending Par Val/Shares	Amor Value On 10/31/22	Ending Market Val	Ending Unit Price
State Pool	STATE OF CALIFORNIA		1.910	1.9100	01/01/88	Open	23,545,238.62	23,545,238.62	23,545,238.62	1.000000
State Pool	STATE OF CALIFORNIA		1.910	1.9100	11/30/01	Open	10,558,503.39	10,558,503.39	10,558,503.39	1.000000
<b>Total Count 2</b>			<b>1.910</b>	<b>1.9100</b>			<b>34,103,742.01</b>	<b>34,103,742.01</b>	<b>34,103,742.01</b>	<b>1.000000</b>

Step Up Note	Issuer	CUSIP	Coupon Rate	Yield Matur	Purchase Date	Maturity Date	Ending Par Val/Shares	Amor Value On 10/31/22	Ending Market Val	Ending Unit Price
Step Up Note	FED HOME LOAN BANK	3130AMQW5	0.550	0.3500	06/16/21	12/16/24	10,000,000.00	10,000,000.00	9,134,800.00	0.913480
<b>Total Count 1</b>			<b>0.550</b>	<b>0.3500</b>			<b>10,000,000.00</b>	<b>10,000,000.00</b>	<b>9,134,800.00</b>	<b>0.913480</b>

Supranational	Issuer	CUSIP	Coupon Rate	Yield Matur	Purchase Date	Maturity Date	Ending Par Val/Shares	Amor Value On 10/31/22	Ending Market Val	Ending Unit Price
Supranational	INTER AMERICAN DEVELOPMNT BANK	4581XoCF3	3.000	0.2411	02/01/21	02/21/24	5,000,000.00	5,206,422.82	4,895,300.00	0.979060
Supranational	INTER AMERICAN DEVELOPMNT BANK	4581XoDK1	1.750	0.5597	05/13/21	03/14/25	5,000,000.00	5,147,548.35	4,684,000.00	0.936800
Supranational	INTL BK RECON & DEVELOP	459058FF5	1.750	2.6580	02/01/19	04/19/23	5,000,000.00	4,977,596.68	4,936,150.00	0.987230
Supranational	INTL BK RECON & DEVELOP	45906M2L4	0.650	0.7336	07/30/21	02/24/26	5,000,000.00	4,985,576.25	4,382,950.00	0.876590
Supranational	INTL BK RECON & DEVELOP	459058JT1	0.850	2.9983	05/18/22	02/10/27	6,000,000.00	5,461,150.35	5,136,180.00	0.856030
Supranational	INTL BK RECON & DEVELOP	459058JT1	0.850	2.0199	02/18/22	02/10/27	3,600,000.00	3,419,701.90	3,081,708.00	0.856030
<b>Total Count 6</b>			<b>1.511</b>	<b>1.5174</b>			<b>29,600,000.00</b>	<b>29,197,996.35</b>	<b>27,116,288.00</b>	<b>0.916091</b>

Time Deposit	Issuer	CUSIP	Coupon Rate	Yield Matur	Purchase Date	Maturity Date	Ending Par Val/Shares	Amor Value On 10/31/22	Ending Market Val	Ending Unit Price
Time Deposit	PREMIER VALLEY BANK		0.190	0.1898	01/13/22	01/12/23	1,400,000.00	1,400,000.00	1,400,000.00	1.000000

Time Deposit	PREMIER VALLEY BANK	0.737	0.7373	09/29/22	03/30/23	1,413,546.76	1,413,546.76	1,413,546.76	1.000000
<b>Total Count 2</b>		<b>0.465</b>	<b>0.4649</b>			<b>2,813,546.76</b>	<b>2,813,546.76</b>	<b>2,813,546.76</b>	<b>1.000000</b>

Treasury Note	Issuer	CUSIP	Coupon Rate	Yield Matur	Purchase Date	Maturity Date	Ending Par Val/Shares	Amor Value On 10/31/22	Ending Market Val	Ending Unit Price
Treasury Note	U.S. TREASURY	91282CAX9	0.125	0.9229	02/17/22	11/30/22	10,000,000.00	9,960,287.78	9,972,300.00	0.997230
Treasury Note	U.S. TREASURY	91282CAF8	0.125	0.2500	06/23/21	08/15/23	10,000,000.00	9,987,523.40	9,652,300.00	0.965230
Treasury Note	U.S. TREASURY	9128284X5	2.750	1.6374	12/31/19	08/31/23	5,000,000.00	5,054,952.98	4,927,950.00	0.985590
Treasury Note	U.S. TREASURY	912828XX3	2.000	1.5701	10/18/19	06/30/24	5,000,000.00	5,042,160.61	4,790,450.00	0.958090
Treasury Note	U.S. TREASURY	912828YM6	1.500	2.8243	04/25/22	10/31/24	10,000,000.00	9,744,229.54	9,426,200.00	0.942620
Treasury Note	U.S. TREASURY	912828G38	2.250	1.6900	12/31/19	11/15/24	5,000,000.00	5,068,259.90	4,780,100.00	0.956020
Treasury Note	U.S. TREASURY	91282CBC4	0.375	0.4447	01/20/21	12/31/25	10,000,000.00	9,975,815.81	8,817,200.00	0.881720
Treasury Note	U.S. TREASURY	912828R36	1.625	2.8580	05/16/22	05/15/26	10,000,000.00	9,537,785.33	9,095,700.00	0.909570
Treasury Note	U.S. TREASURY	91282CCP4	0.625	0.6223	08/03/21	07/31/26	5,000,000.00	5,000,526.78	4,354,700.00	0.870940
<b>Total Count 9</b>			<b>1.079</b>	<b>1.4239</b>			<b>70,000,000.00</b>	<b>69,371,542.13</b>	<b>65,816,900.00</b>	<b>0.940241</b>

US Sovereign Bond Guarantee	Issuer	CUSIP	Coupon Rate	Yield Matur	Purchase Date	Maturity Date	Ending Par Val/Shares	Amor Value On 10/31/22	Ending Market Val	Ending Unit Price
US Sovereign Bond Guarantee	AID-ISRAEL	46513EGV8	5.500	2.5770	02/28/19	12/04/23	4,815,000.00	5,020,786.61	4,854,627.45	1.008230
<b>Total Count 1</b>			<b>5.500</b>	<b>2.5770</b>			<b>4,815,000.00</b>	<b>5,020,786.61</b>	<b>4,854,627.45</b>	<b>1.008230</b>
			<b>1.865</b>	<b>1.8468</b>			<b>1,046,279,348.77</b>	<b>1,043,706,455.76</b>	<b>978,091,939.61</b>	<b>0.934829</b>