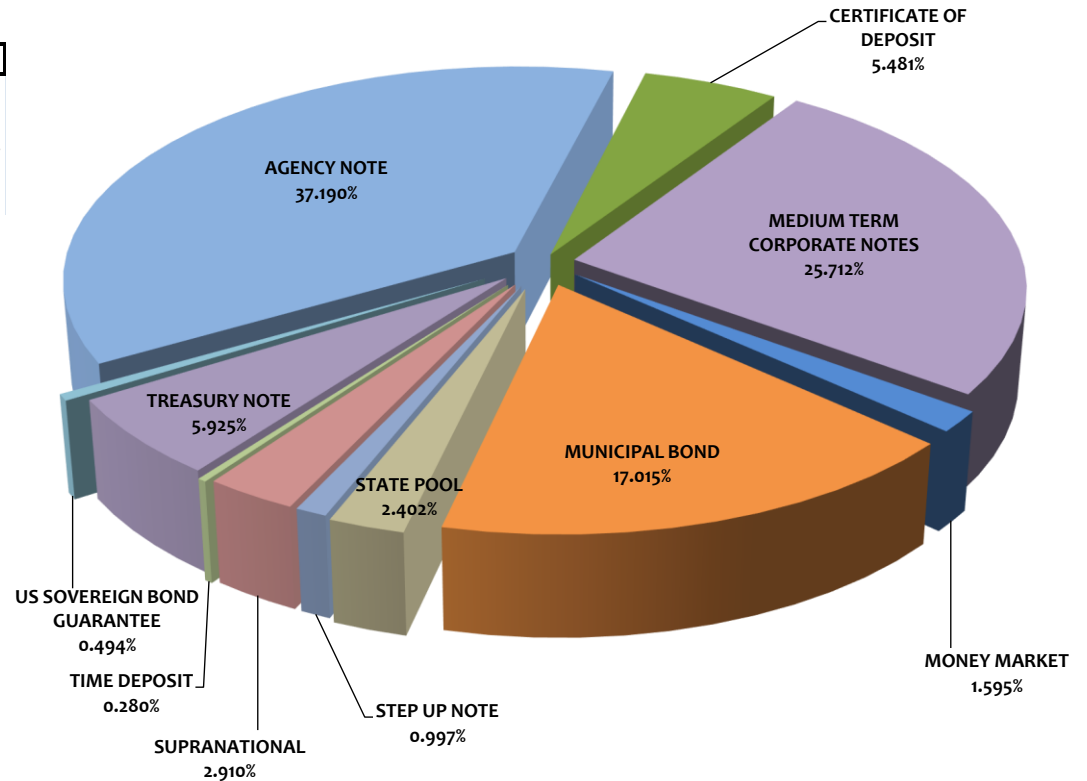


ASSET ALLOCATION

Assets	Current Par Value	Current Book Value	Market Value	Mkt/Book	Yield to Maturity
AGENCY NOTE	\$372,950,000	\$373,184,177	\$348,311,013	93.33%	1.51%
CERTIFICATE OF DEPOSIT	55,000,000	55,000,000	52,797,325	96.00%	2.23%
MEDIUM TERM CORPORATE NOTES	257,487,000	258,006,395	242,791,351	94.10%	1.92%
MONEY MARKET	16,000,060	16,000,060	16,000,060	100.00%	4.12%
MUNICIPAL BOND	173,510,000	170,730,864	162,439,273	95.14%	2.56%
STATE POOL	24,103,742	24,103,742	24,103,742	100.00%	2.29%
STEP UP NOTE	10,000,000	10,000,000	9,217,700	92.18%	0.35%
SUPRANATIONAL	29,600,000	29,197,996	27,373,674	93.75%	1.52%
TIME DEPOSIT	2,813,547	2,813,547	2,813,547	100.00%	0.46%
TREASURY NOTE	60,000,000	59,452,132	56,338,650	94.76%	1.51%
US SOVEREIGN BOND GUARANTEE	4,815,000	4,953,067	4,841,531	97.75%	2.58%
Totals	\$1,006,279,349	\$1,003,441,981	\$947,027,866	94.38%	1.89%

Pooled Portfolio Composition by Book Value



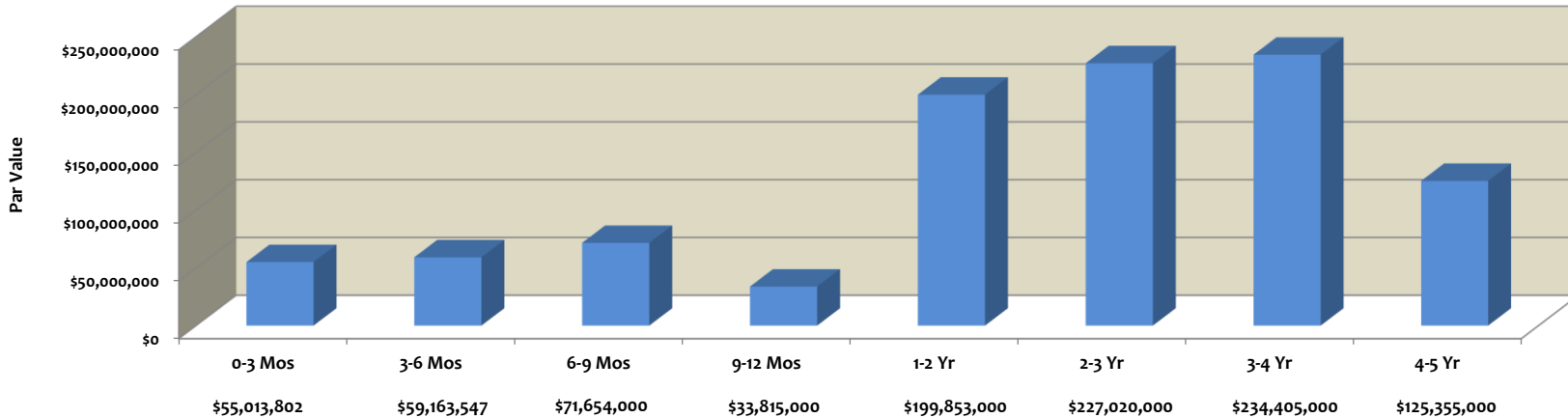
Portfolio Breakdown & Statistics

	December 31, 2022	December 31, 2021
AMORTIZED COST	\$1,003,441,981	\$814,465,596
AVERAGE DAYS TO MATURITY	816	880
CURRENT MONTH RETURN ON INVEST	1.88%	1.27%
EARNED INTEREST-CURR MONTH	\$1,577,894	\$862,586
EARNED INTEREST - FISCAL YTD	\$9,262,436	\$5,257,443



MATURITY DISTRIBUTION									
Current Par Value	0-3 Mos	3-6 Mos	6-9 Mos	9-12 Mos	1-2 Yr	2-3 Yr	3-4 Yr	4-5 Yr	Totals
AGENCY NOTE		\$ 25,000,000	\$ 22,000,000		\$80,000,000	\$104,000,000	\$111,950,000	\$30,000,000	\$ 372,950,000.00
MEDIUM TERM CORPORATE NOTES	3,510,000	15,000,000	24,654,000	19,000,000	51,853,000	57,500,000	45,970,000	40,000,000	\$ 257,487,000.00
MONEY MARKET	16,000,060								\$ 16,000,060.00
STATE POOL	24,103,742								\$ 24,103,742.01
TIME DEPOSIT	1,400,000	1,413,547							\$ 2,813,546.76
TREASURY NOTE			10,000,000	5,000,000	20,000,000		25,000,000		\$ 60,000,000.00
CERTIFICATE OF DEPOSIT	5,000,000.00		5,000,000.00		20,000,000.00	5,000,000.00	10,000,000.00	10,000,000.00	\$ 55,000,000.00
MUNICIPAL BOND	5,000,000.00	12,750,000.00	10,000,000.00	5,000,000.00	23,000,000.00	45,520,000.00	36,485,000.00	35,755,000.00	\$ 173,510,000.00
SUPRANATIONAL		5,000,000			5,000,000	5,000,000	5,000,000	9,600,000	\$ 29,600,000.00
STEP UP NOTE						10,000,000.00			\$ 10,000,000.00
US SOVEREIGN BOND GUARANTEE				4,815,000					\$ 4,815,000.00
Totals	\$55,013,802	\$59,163,547	\$71,654,000	\$33,815,000	\$199,853,000	\$227,020,000	\$234,405,000	\$125,355,000	\$1,006,279,349
% of Portfolio	5.47%	5.88%	7.12%	3.36%	19.86%	22.56%	23.29%	12.46%	100.00%

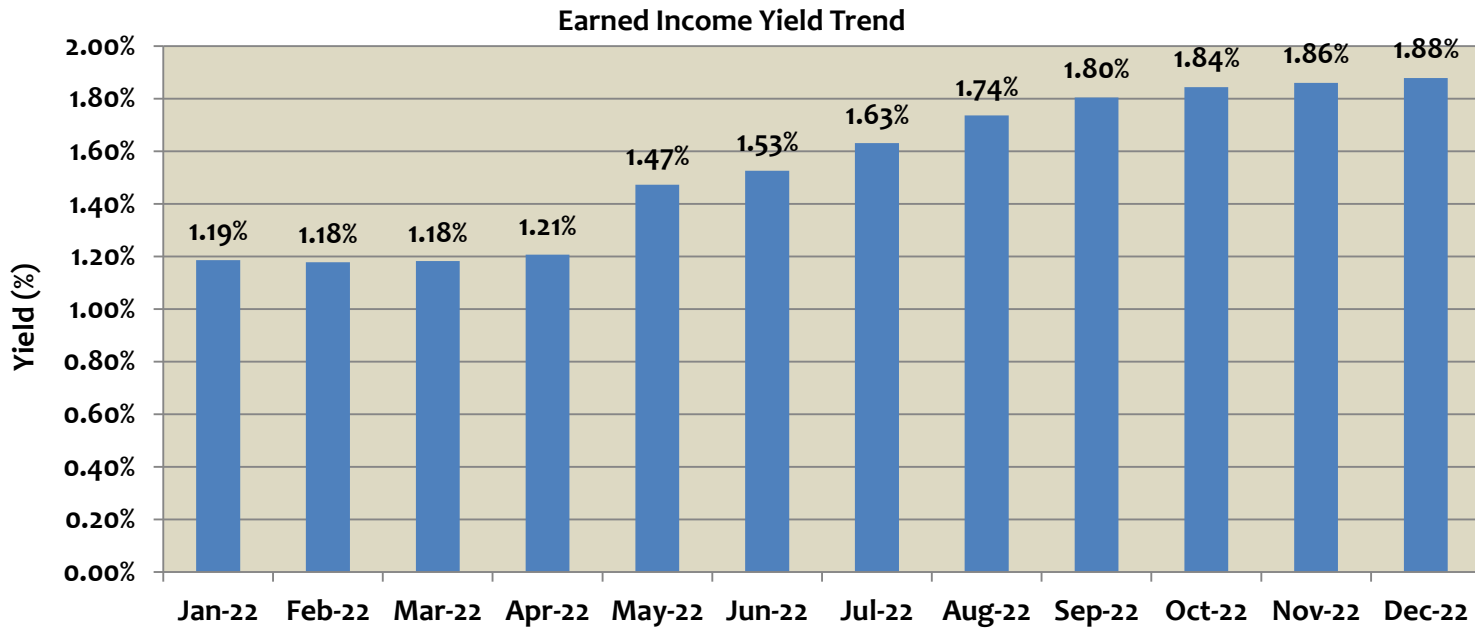
Maturity Distribution
December 31, 2022





PORTFOLIO - EARNED INCOME YIELD

Month	Earned Income Yield
Jan-22	1.19%
Feb-22	1.18%
Mar-22	1.18%
Apr-22	1.21%
May-22	1.47%
Jun-22	1.53%
Jul-22	1.63%
Aug-22	1.74%
Sep-22	1.80%
Oct-22	1.84%
Nov-22	1.86%
Dec-22	1.88%



In accordance with State Law, the Finance Director certifies that the securities held in the City Investment Portfolio, comply with City policies. The Finance Director further certifies that the City has Operating Funds available to meet its expenditure requirements for the next six months.

Amortized Cost - the total amount at which investments are carried on the City books. This amount includes the amortization and accretion of premiums and discounts, respectively.

Market Value - the total amount at which investments are being sold in the market. Market prices are provided by the Bank of New York.

Maturity Value - (also referred to as "par value") the total amount of the face or stated value of the investments at maturity.

Average Days to Maturity - the average time in days left in the maturity of the investments.

Monthly Yield - the rate of return on investments as expressed in a percentage.

Earned Interest - the amount of income realized by all investments.

Agency Note	Issuer	CUSIP	Coupon Rate	Yield Matur	Purchase Date	Maturity Date	Ending Par Val/Shares	Amor Value On 12/31/22	Ending Market Val	Ending Unit Price
Agency Note	FARMER MAC	31422XAT9	0.520	0.5200	03/02/21	12/15/25	5,000,000.00	5,000,000.00	4,461,200.00	0.892240
Agency Note	FARMER MAC	31422XLY6	0.900	0.9000	09/01/21	09/01/26	5,000,000.00	5,000,000.00	4,416,100.00	0.883220
Agency Note	FARMER MAC	31422XUU4	2.000	2.0000	02/25/22	02/25/27	10,000,000.00	10,000,000.00	9,227,800.00	0.922780
Agency Note	FED AG MORTGAGE CORPORATION	31422XMT6	0.930	0.9300	09/21/21	09/21/26	5,000,000.00	5,000,000.00	4,413,950.00	0.882790
Agency Note	FED FARM CREDIT BANK	3133ENXP0	2.100	2.0000	05/26/22	05/25/23	10,000,000.00	10,004,949.49	9,900,800.00	0.990080
Agency Note	FED FARM CREDIT BANK	3133ENF21	3.150	3.2835	08/09/22	08/08/23	12,000,000.00	11,985,450.00	11,875,920.00	0.989660
Agency Note	FED FARM CREDIT BANK	3133EL3E2	0.320	0.3200	08/10/20	08/10/23	5,000,000.00	5,000,000.00	4,869,700.00	0.973940
Agency Note	FED FARM CREDIT BANK	3133EMN81	0.310	0.3100	06/29/21	12/29/23	5,000,000.00	5,000,000.00	4,780,600.00	0.956120
Agency Note	FED FARM CREDIT BANK	3133EKBW5	2.610	2.6100	02/27/19	02/27/24	5,000,000.00	5,000,000.00	4,878,500.00	0.975700
Agency Note	FED FARM CREDIT BANK	3133ELQ56	0.570	0.5700	07/02/20	07/02/24	5,000,000.00	5,000,000.00	4,690,250.00	0.938050
Agency Note	FED FARM CREDIT BANK	3133EKA63	1.600	1.6000	08/16/19	08/16/24	10,000,000.00	10,000,000.00	9,551,000.00	0.955100
Agency Note	FED FARM CREDIT BANK	3133EKP75	1.600	1.4076	10/04/19	09/17/24	5,000,000.00	5,018,904.06	4,765,250.00	0.953050
Agency Note	FED FARM CREDIT BANK	3133EMK92	0.580	0.5800	06/23/21	06/23/25	5,000,000.00	5,000,000.00	4,536,300.00	0.907260
Agency Note	FED FARM CREDIT BANK	3133ELZ80	0.580	0.5800	07/29/20	07/29/25	5,000,000.00	5,000,000.00	4,522,000.00	0.904400
Agency Note	FED FARM CREDIT BANK	3133EMAU6	0.500	0.5000	09/22/20	09/22/25	10,000,000.00	10,000,000.00	8,984,600.00	0.898460
Agency Note	FED FARM CREDIT BANK	3133EMCP5	0.520	0.5301	10/14/20	10/14/25	5,000,000.00	4,998,492.06	4,484,250.00	0.896850
Agency Note	FED FARM CREDIT BANK	3133EMSU7	0.800	0.8000	03/09/21	03/09/26	5,000,000.00	5,000,000.00	4,466,700.00	0.893340
Agency Note	FED FARM CREDIT BANK	3133ENU00	2.640	3.0001	05/04/22	04/08/26	10,000,000.00	9,881,209.27	9,402,900.00	0.940290
Agency Note	FED FARM CREDIT BANK	3133ENFN5	1.540	1.5400	11/30/21	11/30/26	10,000,000.00	10,000,000.00	8,994,000.00	0.899400
Agency Note	FED FARM CREDIT BANK	3133ENHA1	1.500	1.5000	12/14/21	12/14/26	10,000,000.00	10,000,000.00	8,965,900.00	0.896590
Agency Note	FED FARM CREDIT BANK	3133ENL99	3.375	3.4769	09/15/22	09/15/27	10,000,000.00	9,953,600.00	9,731,900.00	0.973190
Agency Note	FED HOME LOAN BANK	3130AS4V8	2.000	2.0000	06/09/22	03/09/23	10,000,000.00	10,000,000.00	9,959,700.00	0.995970
Agency Note	FED HOME LOAN BANK	3130ADRG9	2.750	2.5800	03/04/19	03/10/23	5,000,000.00	5,004,195.74	4,985,800.00	0.997160
Agency Note	FED HOME LOAN BANK	3130AFRW9	2.700	2.5516	02/26/19	08/28/23	5,000,000.00	5,007,280.25	4,933,950.00	0.986790
Agency Note	FED HOME LOAN BANK	3130ANES5	0.265	0.2650	07/29/21	12/29/23	10,000,000.00	10,000,000.00	9,534,100.00	0.953410
Agency Note	FED HOME LOAN BANK	3130AB3H7	2.375	0.8307	03/16/20	03/08/24	5,000,000.00	5,114,865.35	4,865,400.00	0.973080
Agency Note	FED HOME LOAN BANK	3130A0XE5	3.250	2.5800	03/08/19	03/08/24	5,000,000.00	5,048,979.57	4,910,750.00	0.982150
Agency Note	FED HOME LOAN BANK	3130AKWZ5	0.220	0.2200	02/24/21	05/24/24	5,000,000.00	5,000,000.00	4,685,050.00	0.937010
Agency Note	FED HOME LOAN BANK	3130AN3D0	0.450	0.4500	06/28/21	05/24/24	10,000,000.00	10,000,000.00	9,395,200.00	0.939520
Agency Note	FED HOME LOAN BANK	3130A2UW4	2.875	1.6639	10/24/19	09/13/24	5,000,000.00	5,118,636.72	4,856,050.00	0.971210
Agency Note	FED HOME LOAN BANK	3130APMK8	0.750	0.7500	11/16/21	09/16/24	10,000,000.00	10,000,000.00	9,331,200.00	0.933120
Agency Note	FED HOME LOAN BANK	3130A3GE8	2.750	1.7080	12/13/19	12/13/24	5,000,000.00	5,102,008.34	4,842,950.00	0.968590
Agency Note	FED HOME LOAN BANK	3130AKMR4	0.330	0.3300	01/28/21	01/15/25	5,000,000.00	5,000,000.00	4,565,150.00	0.913030
Agency Note	FED HOME LOAN BANK	3130ALZV9	0.680	0.6800	04/29/21	04/29/25	5,000,000.00	5,000,000.00	4,597,100.00	0.919420
Agency Note	FED HOME LOAN BANK	3130AMX23	0.900	0.9000	06/30/21	12/30/25	6,550,000.00	6,550,000.00	5,895,917.00	0.900140
Agency Note	FED HOME LOAN BANK	3130AKN85	0.550	0.5652	01/20/21	01/20/26	5,000,000.00	4,997,363.91	4,443,700.00	0.888740
Agency Note	FED HOME LOAN BANK	3130AKPL4	0.550	0.5500	01/28/21	01/28/26	5,000,000.00	5,000,000.00	4,482,350.00	0.896470
Agency Note	FED HOME LOAN BANK	3130AKPC4	0.600	0.6000	01/28/21	01/28/26	5,000,000.00	5,000,000.00	4,447,250.00	0.889450
Agency Note	FED HOME LOAN BANK	3130AS3R8	3.230	3.2300	05/26/22	02/26/26	10,000,000.00	10,000,000.00	9,570,000.00	0.957000
Agency Note	FED HOME LOAN BANK	3130ALV92	1.050	0.9484	04/01/21	03/30/26	5,000,000.00	4,998,242.42	4,531,700.00	0.906340
Agency Note	FED HOME LOAN BANK	3130ALYB4	0.700	1.1449	04/28/21	04/28/26	5,000,000.00	5,000,000.00	4,527,550.00	0.905510
Agency Note	FED HOME LOAN BANK	3130AMTW2	0.500	0.8273	06/30/21	06/30/26	5,000,000.00	5,000,000.00	4,443,050.00	0.888610
Agency Note	FED HOME LOAN BANK	3130AMWM0	1.050	0.9375	06/30/21	06/30/26	5,000,000.00	5,000,000.00	4,500,250.00	0.900050

Agency Note	FED HOME LOAN BANK	3130AMZN5	0.750	1.0448	06/30/21	06/30/26	5,000,000.00	5,000,000.00	4,469,700.00	0.893940
Agency Note	FED HOME LOAN BANK	3130ANBS8	0.930	0.9300	07/29/21	07/29/26	5,400,000.00	5,400,000.00	4,779,756.00	0.885140
Agency Note	FED HOME LOAN BANK	3130ANLZ1	0.900	0.9000	08/26/21	08/26/26	5,000,000.00	5,000,000.00	4,410,750.00	0.882150
Agency Note	FED HOME LOAN BANK	3130ASH51	4.125	4.1250	06/29/22	06/29/27	10,000,000.00	10,000,000.00	9,656,800.00	0.965680
Agency Note	FED HOME LOAN MORT CORP	3134GXVK7	2.900	2.9000	05/31/22	05/30/25	10,000,000.00	10,000,000.00	9,593,000.00	0.959300
Agency Note	FED HOME LOAN MORT CORP	3136G4YP2	0.720	0.7200	07/09/20	07/09/25	5,000,000.00	5,000,000.00	4,546,300.00	0.909260
Agency Note	FED HOME LOAN MORT CORP	3134GXCH5	0.600	0.6000	11/25/20	11/25/25	5,000,000.00	5,000,000.00	4,479,000.00	0.895800
Agency Note	FED HOME LOAN MORT CORP	3134GXUG7	3.320	3.3200	05/25/22	11/25/25	14,000,000.00	14,000,000.00	13,625,220.00	0.973230
Agency Note	FEDERAL NAT MORTGAGE ASSOC	3135GA6K2	0.500	0.5000	12/30/20	06/30/25	5,000,000.00	5,000,000.00	4,524,250.00	0.904850
Agency Note	FEDERAL NAT MORTGAGE ASSOC	3136G4ZR7	0.700	0.7000	07/21/20	07/21/25	5,000,000.00	5,000,000.00	4,519,750.00	0.903950
Agency Note	FEDERAL NAT MORTGAGE ASSOC	3136G4N82	0.490	0.4900	08/21/20	08/21/25	10,000,000.00	10,000,000.00	9,003,700.00	0.900370
Agency Note	FEDERAL NAT MORTGAGE ASSOC	3135GA3W9	0.600	0.6000	11/25/20	11/25/25	5,000,000.00	5,000,000.00	4,479,000.00	0.895800
Total Count 55			1.555	1.5123			372,950,000.00	373,184,177.18	348,311,013.00	0.933935

<i>Certificate of Deposit</i>	<i>Issuer</i>	<i>CUSIP</i>	<i>Coupon Rate</i>	<i>Yield Matur</i>	<i>Purchase Date</i>	<i>Maturity Date</i>	<i>Ending Par Val/Shares</i>	<i>Amor Value On 12/31/22</i>	<i>Ending Market Val</i>	<i>Ending Unit Price</i>
Certificate of Deposit	GOLDMAN SACHS	38149MYT4	0.350	0.3500	08/25/21	08/25/23	5,000,000.00	5,000,000.00	4,847,293.50	0.969459
Certificate of Deposit	JP MORGAN CHASE	48128WPR0	2.650	2.6500	04/08/22	04/08/27	10,000,000.00	10,000,000.00	9,426,221.00	0.942622
Certificate of Deposit	MORGAN STANLEY	61760A6Q7	1.850	1.8500	01/30/20	01/30/23	5,000,000.00	5,000,000.00	4,989,647.50	0.997930
Certificate of Deposit	MORGAN STANLEY	61768EBM4	1.650	1.6500	03/05/20	03/05/24	5,000,000.00	5,000,000.00	4,787,489.00	0.957498
Certificate of Deposit	MORGAN STANLEY	61690ULQ1	1.950	1.9711	10/10/19	10/10/24	5,000,000.00	5,000,000.00	4,747,192.50	0.949439
Certificate of Deposit	MORGAN STANLEY	61690UMT4	1.950	1.9711	10/31/19	10/31/24	5,000,000.00	5,000,000.00	4,750,382.50	0.950077
Certificate of Deposit	MORGAN STANLEY	61768EAQ6	1.800	1.8000	02/20/20	02/20/25	5,000,000.00	5,000,000.00	4,704,948.00	0.940990
Certificate of Deposit	MORGAN STANLEY	61690UJ50	3.200	3.2000	05/19/22	05/19/26	10,000,000.00	10,000,000.00	9,660,070.00	0.966007
Certificate of Deposit	WELLS FARGO BANK	949763WR3	3.350	3.3500	01/09/19	01/09/24	1,000,000.00	1,000,000.00	978,458.50	0.978459
Certificate of Deposit	WELLS FARGO BANK	949763WU6	3.200	3.2000	01/18/19	01/18/24	4,000,000.00	4,000,000.00	3,905,622.80	0.976406
Total Count 10			2.225	2.2293			55,000,000.00	55,000,000.00	52,797,325.30	0.959951

<i>Medium Term Corporate Note</i>	<i>Issuer</i>	<i>CUSIP</i>	<i>Coupon Rate</i>	<i>Yield Matur</i>	<i>Purchase Date</i>	<i>Maturity Date</i>	<i>Ending Par Val/Shares</i>	<i>Amor Value On 12/31/22</i>	<i>Ending Market Val</i>	<i>Ending Unit Price</i>
Medium Term Corporate Note	AIG GLOBAL FUNDING	00138CAS7	0.650	0.7000	06/22/21	06/17/24	4,970,000.00	4,966,298.44	4,640,290.20	0.933660
Medium Term Corporate Note	APPLE INC	037833BU3	2.850	2.7654	03/06/19	02/23/23	3,510,000.00	3,511,464.92	3,500,347.50	0.997250
Medium Term Corporate Note	APPLE INC	037833CU2	2.850	2.6366	05/21/19	05/11/24	5,000,000.00	5,015,593.84	4,869,700.00	0.973940
Medium Term Corporate Note	APPLE INC	037833BZ2	2.450	3.3250	05/04/22	08/04/26	10,000,000.00	9,674,788.91	9,285,600.00	0.928560
Medium Term Corporate Note	BANK OF AMERICA	06053FAA7	4.100	0.3500	07/01/21	07/24/23	4,654,000.00	4,828,067.94	4,633,615.48	0.995620
Medium Term Corporate Note	BANK OF AMERICA	06048WM31	1.250	1.2500	05/28/21	05/28/26	5,000,000.00	5,000,000.00	4,308,150.00	0.861630
Medium Term Corporate Note	BANK OF AMERICA	06048WM31	1.250	1.2500	05/28/21	05/28/26	5,000,000.00	5,000,000.00	4,308,150.00	0.861630
Medium Term Corporate Note	BANK OF AMERICA	06048WP20	1.250	1.2500	09/24/21	09/24/26	5,000,000.00	5,000,000.00	4,282,050.00	0.856410
Medium Term Corporate Note	BANK OF NEW YORK	06406HCS6	3.650	3.1079	03/01/19	02/04/24	2,950,000.00	2,973,260.02	2,904,393.00	0.984540
Medium Term Corporate Note	BANK OF NEW YORK	06406RBA4	2.050	2.2980	02/22/22	01/26/27	5,000,000.00	4,947,272.08	4,498,100.00	0.899620
Medium Term Corporate Note	BERKSHIRE HATHAWAY INC.	084670BR8	2.750	3.3102	12/18/18	03/15/23	5,000,000.00	4,986,221.84	4,978,600.00	0.995720
Medium Term Corporate Note	CATERPILLAR FINL SVCS CORP	14913R2L0	0.450	1.1400	01/28/22	05/17/24	5,000,000.00	4,948,834.90	4,706,650.00	0.941330
Medium Term Corporate Note	CIT GROUP HOLDINGS INC	17330PC64	4.000	4.0000	06/16/22	06/16/25	10,000,000.00	10,000,000.00	9,656,500.00	0.965650
Medium Term Corporate Note	CREDIT SUISSE	22550L2D2	1.000	0.2800	02/08/21	05/05/23	5,000,000.00	5,017,974.83	4,881,850.00	0.976370
Medium Term Corporate Note	EQUITABLE FINANCIAL LIFE	29449WAC1	0.500	0.8801	12/13/21	11/17/23	5,000,000.00	4,981,121.14	4,795,750.00	0.959150
Medium Term Corporate Note	EXXON MOBIL CORPORATION	30231GBH4	2.992	1.3664	05/15/20	03/19/25	5,000,000.00	5,199,101.16	4,820,950.00	0.964190
Medium Term Corporate Note	FLORIDA POWER & LIGHT	341081FZ5	2.850	0.9313	06/01/20	04/01/25	5,000,000.00	5,236,528.75	4,790,350.00	0.958070
Medium Term Corporate Note	HARVARD PRES & FELLOWS	740816AJ2	2.300	2.3860	05/24/19	10/01/23	4,000,000.00	3,996,620.33	3,926,600.00	0.981650
Medium Term Corporate Note	HSBC USA INC	40434CAD7	3.500	2.1493	10/23/19	06/23/24	5,000,000.00	5,099,164.28	4,876,250.00	0.975250

Medium Term Corporate Note	JP MORGAN CHASE	48130UWA9	0.750	0.7500	05/11/21	12/11/24	5,000,000.00	5,000,000.00	4,565,900.00	0.913180
Medium Term Corporate Note	JP MORGAN CHASE	46632FRU1	0.700	0.7000	01/22/21	01/22/26	5,000,000.00	5,000,000.00	4,284,600.00	0.856920
Medium Term Corporate Note	LLOYDS BANK	53944VAH2	3.500	0.7800	02/03/21	05/14/25	5,000,000.00	5,336,053.80	4,834,650.00	0.966930
Medium Term Corporate Note	MASSMUTUAL GLOBAL FUND	57629WCU2	0.850	0.3100	03/02/21	06/09/23	5,000,000.00	5,013,479.10	4,907,700.00	0.981540
Medium Term Corporate Note	MET LIFE GLOB	59217GER6	1.875	2.3800	02/24/22	01/11/27	5,000,000.00	4,892,849.49	4,429,050.00	0.885810
Medium Term Corporate Note	META PLATFORMS INC	30303M8B1	3.500	4.1519	09/12/22	08/15/27	10,000,000.00	9,744,083.33	9,335,400.00	0.933540
Medium Term Corporate Note	NEW YORK LIFE	64952WDG5	2.875	2.7501	04/26/19	04/10/24	5,000,000.00	5,009,113.28	4,867,400.00	0.973480
Medium Term Corporate Note	NEW YORK LIFE	64952WDL4	2.000	1.1600	12/29/21	01/22/25	7,500,000.00	7,654,797.99	7,058,775.00	0.941170
Medium Term Corporate Note	NEW YORK LIFE	64952WCH4	2.350	3.4178	05/18/22	07/14/26	5,970,000.00	5,733,562.39	5,499,265.50	0.921150
Medium Term Corporate Note	PACIFIC LIFE	6944PL2C2	0.500	0.3252	09/17/21	09/23/23	5,000,000.00	5,008,717.02	4,825,950.00	0.965190
Medium Term Corporate Note	PRICOA GLOBAL FUNDING	741531FA0	3.450	3.1799	02/04/19	09/01/23	5,000,000.00	5,013,192.03	4,944,000.00	0.988800
Medium Term Corporate Note	PRINCIPAL LFE GLB FND II	74256LEE5	1.250	0.7601	01/12/21	06/23/25	5,000,000.00	5,060,540.44	4,550,950.00	0.910190
Medium Term Corporate Note	PROTECTIVE LIFE	74368CBC7	1.618	1.1220	09/07/21	04/15/26	5,000,000.00	5,084,889.03	4,494,250.00	0.898850
Medium Term Corporate Note	ROYAL BANK OF CANADA	78015K7L2	0.425	0.5000	03/02/21	01/19/24	5,000,000.00	4,994,402.38	4,774,900.00	0.954980
Medium Term Corporate Note	ROYAL BANK OF CANADA	78015K7H1	1.150	1.2500	10/26/21	06/10/25	10,000,000.00	9,975,461.85	9,160,700.00	0.916070
Medium Term Corporate Note	SANOFI PHARMACEUTICAL	801060AC8	3.375	1.6725	02/06/20	06/19/23	5,000,000.00	5,042,210.02	4,961,550.00	0.992310
Medium Term Corporate Note	SHELL INTERNATIONAL FIN	822582BZ4	3.500	1.7172	02/05/20	11/13/23	5,000,000.00	5,088,002.78	4,940,300.00	0.988060
Medium Term Corporate Note	SHELL INTERNATIONAL FIN	822582CC4	2.000	2.0998	11/14/19	11/07/24	5,000,000.00	4,990,272.63	4,755,750.00	0.951150
Medium Term Corporate Note	TOYOTA MOTOR CREDIT CORP	89236TDW2	2.900	0.6042	04/13/21	04/17/24	3,933,000.00	4,067,624.10	3,828,264.21	0.973370
Medium Term Corporate Note	TOYOTA MOTOR CREDIT CORP	89236TGT6	1.800	1.8000	02/13/20	02/13/25	5,000,000.00	5,000,000.00	4,701,650.00	0.940330
Medium Term Corporate Note	TOYOTA MOTOR CREDIT CORP	89236THY4	0.700	0.7000	01/20/21	01/20/26	5,000,000.00	5,000,000.00	4,123,750.00	0.824750
Medium Term Corporate Note	TOYOTA MOTOR CREDIT CORP	89236TJZ9	3.050	3.6894	05/04/22	03/22/27	10,000,000.00	9,772,691.47	9,339,700.00	0.933970
Medium Term Corporate Note	U.S. BANCORP	91159HHR4	3.150	3.6794	05/04/22	04/27/27	10,000,000.00	9,782,263.87	9,406,600.00	0.940660
Medium Term Corporate Note	UBS FINANCE DELAWARE	902674YF1	0.375	0.3200	06/14/21	06/01/23	5,000,000.00	5,001,371.79	4,900,000.00	0.980000
Medium Term Corporate Note	US BANK NA CINCINNATI	90331HNV1	3.400	3.4812	11/26/18	07/24/23	5,000,000.00	4,997,083.46	4,954,200.00	0.990840
Medium Term Corporate Note	US BANK NA CINCINNATI	90331HMS9	2.800	0.6414	11/25/20	01/27/25	5,000,000.00	5,267,242.84	4,820,350.00	0.964070
Medium Term Corporate Note	WAL-MART STORES	931142EL3	2.850	1.8859	10/01/19	07/08/24	5,000,000.00	5,094,176.64	4,861,850.00	0.972370
Total Count 46			2.225	1.9222			257,487,000.00	258,006,395.11	242,791,350.89	0.942927

Money Market	Issuer	CUSIP	Coupon Rate	Yield Matur	Purchase Date	Maturity Date	Ending Par Val/Shares	Amor Value On 12/31/22	Ending Market Val	Ending Unit Price
Money Market	FIDELITY INVESTMENTS		4.120	4.1196	12/10/90	Open	16,000,060.00	16,000,060.00	16,000,060.00	1.000000
Total Count 1			4.120	4.1196			16,000,060.00	16,000,060.00	16,000,060.00	1.000000

Municipal Bond	Issuer	CUSIP	Coupon Rate	Yield Matur	Purchase Date	Maturity Date	Ending Par Val/Shares	Amor Value On 12/31/22	Ending Market Val	Ending Unit Price
Municipal Bond	ANTELOPE VALLY UNION HIGH	036717MN3	2.396	0.8301	10/30/20	08/01/25	1,775,000.00	1,857,185.62	1,672,902.00	0.942480
Municipal Bond	CHAFFEY COMMUNITY COLLEGE	157432LM5	1.421	0.8621	08/17/21	06/01/26	2,885,000.00	2,940,471.79	2,584,700.35	0.895910
Municipal Bond	CITY OF VALLEJO	919259BL4	1.469	1.4690	03/31/20	05/01/23	1,500,000.00	1,500,000.00	1,484,505.00	0.989670
Municipal Bond	CONTRA COSTA CA CMNTY CLG DIST	212204JH5	2.163	3.2901	08/15/22	08/01/27	2,795,000.00	2,654,219.11	2,485,593.50	0.889300
Municipal Bond	COUNTY OF RIVERSIDE CA	76913CAZ2	2.667	2.2601	05/06/20	02/15/25	5,000,000.00	5,049,178.91	4,773,500.00	0.954700
Municipal Bond	COUNTY OF WESTCHESTER NY	95736VAY8	0.750	0.7456	11/05/20	07/01/25	1,940,000.00	1,940,253.45	1,773,722.60	0.914290
Municipal Bond	FRESNO COUNTY CA PENSION OBLG	358266CB8	0.000	3.4071	08/08/22	08/15/24	8,000,000.00	7,472,400.00	7,366,480.00	0.920810
Municipal Bond	GOLDEN STATE TOBACCO	38122NA85	1.600	1.3104	10/12/21	06/01/26	2,000,000.00	2,019,750.93	1,779,140.00	0.889570
Municipal Bond	GOLDEN STATE TOBACCO	38122NA85	1.600	3.5602	05/13/22	06/01/26	6,300,000.00	5,861,404.16	5,604,291.00	0.889570
Municipal Bond	GOLDEN STATE TOBACCO	38122NA93	1.886	3.4943	08/03/22	06/01/27	9,305,000.00	8,686,821.01	8,084,556.20	0.868840
Municipal Bond	KERN COUNTY CA PENSION OBLG	492279CR3	0.000	3.6371	08/11/22	08/15/25	15,000,000.00	13,457,250.00	13,092,750.00	0.872850
Municipal Bond	LOS ALTOS SCHOOL DIST	544290JH3	1.000	0.5501	06/10/21	10/01/24	5,000,000.00	5,044,678.91	4,674,000.00	0.934800
Municipal Bond	LOS ANGELES UNIFIED SCHOOL DIST	544647FB1	1.245	1.3763	01/28/22	07/01/25	3,355,000.00	3,342,099.28	3,081,601.05	0.918510

Municipal Bond	LOS ANGES UNIFIED SCHOOL DIST	544646A77	5.720	4.2754	06/16/22	05/01/27	13,500,000.00	14,344,266.23	13,950,090.00	1.033340
Municipal Bond	MARIN CA CMNTY CLG DIST	56781RKE6	0.930	3.2502	08/15/22	08/01/27	3,155,000.00	2,823,225.46	2,659,191.75	0.842850
Municipal Bond	MASSACHUSETTS ST SPL OBLG	576004GV1	3.560	3.5600	08/30/22	07/15/23	10,000,000.00	10,000,000.00	9,935,500.00	0.993550
Municipal Bond	NEW YORK STATE DORMITORY	64990FD27	0.267	0.2670	06/23/21	03/15/23	1,000,000.00	1,000,000.00	991,320.00	0.991320
Municipal Bond	NEW YORK STATE DORMITORY	64990FD43	0.887	0.8870	06/23/21	03/15/25	1,650,000.00	1,650,000.00	1,516,251.00	0.918940
Municipal Bond	NEW YORK STATE URBAN DEV	650036AR7	0.720	0.7200	06/25/20	03/15/23	1,250,000.00	1,250,000.00	1,240,750.00	0.992600
Municipal Bond	NEW YORK STATE URBAN DEV	64985TAY7	2.020	2.0200	10/30/19	03/15/24	5,000,000.00	5,000,000.00	4,843,150.00	0.968630
Municipal Bond	STATE OF CALIFORNIA	13063DDG0	2.250	2.8401	01/22/19	10/01/23	5,000,000.00	4,971,110.10	4,926,400.00	0.985280
Municipal Bond	STATE OF CALIFORNIA	13063DLZ9	3.000	2.5002	05/01/19	04/01/24	5,000,000.00	5,036,570.03	4,911,750.00	0.982350
Municipal Bond	STATE OF CALIFORNIA	13063DRD2	2.375	1.0560	10/04/21	10/01/26	9,900,000.00	10,410,128.42	9,113,247.00	0.920530
Municipal Bond	STATE OF CONNECTICUT	20772KAE9	2.990	1.9630	10/17/19	01/15/23	5,000,000.00	5,025,424.79	4,997,850.00	0.999570
Municipal Bond	STATE OF HAWAII	419792YR1	0.893	0.8930	08/20/21	08/01/26	6,400,000.00	6,400,000.00	5,622,336.00	0.878490
Municipal Bond	STATE OF HAWAII	419792G26	1.283	3.6003	09/12/22	08/01/26	9,000,000.00	8,263,000.75	8,020,800.00	0.891200
Municipal Bond	STATE OF NEW YORK	649791PS3	2.360	3.3081	05/04/22	02/15/27	7,000,000.00	6,724,616.37	6,395,410.00	0.913630
Municipal Bond	STATE OF WISCONSIN	977100CZ7	2.049	2.0490	03/25/20	05/01/23	4,000,000.00	4,000,000.00	3,968,000.00	0.992000
Municipal Bond	TEXAS A&M UNIVERSITY	88213AKA2	2.349	1.6402	01/23/20	05/15/23	5,000,000.00	5,017,574.86	4,960,650.00	0.992130
Municipal Bond	TEXAS A&M UNIVERSITY	88213ALV5	2.877	1.0002	05/15/20	05/15/25	3,000,000.00	3,138,673.03	2,880,540.00	0.960180
Municipal Bond	UNIVERSITY OF CALIFORNIA	91412HGE7	0.883	0.4113	02/02/21	05/15/25	5,000,000.00	5,058,603.63	4,585,600.00	0.917120
Municipal Bond	UNIVERSITY OF CALIFORNIA	91412GU94	3.063	3.0951	05/18/22	07/01/25	8,800,000.00	8,791,957.53	8,462,696.00	0.961670
Total Count 32			2.116	2.5568			173,510,000.00	170,730,864.37	162,439,273.45	0.936195

State Pool	Issuer	CUSIP	Coupon Rate	Yield Matur	Purchase Date	Maturity Date	Ending Par Val/Shares	Amor Value On 12/31/22	Ending Market Val	Ending Unit Price
State Pool	STATE OF CALIFORNIA		2.290	2.2900	01/01/88	Open	18,545,238.62	18,545,238.62	18,545,238.62	1.000000
State Pool	STATE OF CALIFORNIA		2.290	2.2900	11/30/01	Open	5,558,503.39	5,558,503.39	5,558,503.39	1.000000
Total Count 2			2.290	2.2900			24,103,742.01	24,103,742.01	24,103,742.01	1.000000

Step Up Note	Issuer	CUSIP	Coupon Rate	Yield Matur	Purchase Date	Maturity Date	Ending Par Val/Shares	Amor Value On 12/31/22	Ending Market Val	Ending Unit Price
Step Up Note	FED HOME LOAN BANK	3130AMQW5	0.550	0.3500	06/16/21	12/16/24	10,000,000.00	10,000,000.00	9,217,700.00	0.921770
Total Count 1			0.550	0.3500			10,000,000.00	10,000,000.00	9,217,700.00	0.921770

Supranational	Issuer	CUSIP	Coupon Rate	Yield Matur	Purchase Date	Maturity Date	Ending Par Val/Shares	Amor Value On 12/31/22	Ending Market Val	Ending Unit Price
Supranational	INTER AMERICAN DEVELOPMNT BANK	4581XoCF3	3.000	0.2411	02/01/21	02/21/24	5,000,000.00	5,206,422.82	4,899,100.00	0.979820
Supranational	INTER AMERICAN DEVELOPMNT BANK	4581XoDK1	1.750	0.5597	05/13/21	03/14/25	5,000,000.00	5,147,548.35	4,717,500.00	0.943500
Supranational	INTL BK RECON & DEVELOP	459058FF5	1.750	2.6580	02/01/19	04/19/23	5,000,000.00	4,977,596.68	4,956,900.00	0.991380
Supranational	INTL BK RECON & DEVELOP	45906M2L4	0.650	0.7336	07/30/21	02/24/26	5,000,000.00	4,985,576.25	4,451,150.00	0.890230
Supranational	INTL BK RECON & DEVELOP	459058JT1	0.850	2.9983	05/18/22	02/10/27	6,000,000.00	5,461,150.35	5,218,140.00	0.869690
Supranational	INTL BK RECON & DEVELOP	459058JT1	0.850	2.0199	02/18/22	02/10/27	3,600,000.00	3,419,701.90	3,130,884.00	0.869690
Total Count 6			1.511	1.5174			29,600,000.00	29,197,996.35	27,373,674.00	0.924786

Time Deposit	Issuer	CUSIP	Coupon Rate	Yield Matur	Purchase Date	Maturity Date	Ending Par Val/Shares	Amor Value On 12/31/22	Ending Market Val	Ending Unit Price
Time Deposit	PREMIER VALLEY BANK		0.190	0.1898	01/13/22	01/12/23	1,400,000.00	1,400,000.00	1,400,000.00	1.000000
Time Deposit	PREMIER VALLEY BANK		0.737	0.7373	09/29/22	03/30/23	1,413,546.76	1,413,546.76	1,413,546.76	1.000000
Total Count 2			0.465	0.4649			2,813,546.76	2,813,546.76	2,813,546.76	1.000000

Treasury Note	Issuer	CUSIP	Coupon Rate	Yield Matur	Purchase Date	Maturity Date	Ending Par Val/Shares	Amor Value On 12/31/22	Ending Market Val	Ending Unit Price
Treasury Note	U.S. TREASURY	91282CAF8	0.125	0.2500	06/23/21	08/15/23	10,000,000.00	9,987,523.40	9,723,100.00	0.972310
Treasury Note	U.S. TREASURY	9128284X5	2.750	1.6374	12/31/19	08/31/23	5,000,000.00	5,054,952.98	4,936,550.00	0.987310
Treasury Note	U.S. TREASURY	912828XX3	2.000	1.5701	10/18/19	06/30/24	5,000,000.00	5,042,160.61	4,810,550.00	0.962110
Treasury Note	U.S. TREASURY	912828YM6	1.500	2.8243	04/25/22	10/31/24	10,000,000.00	9,744,229.54	9,479,700.00	0.947970
Treasury Note	U.S. TREASURY	912828G38	2.250	1.6900	12/31/19	11/15/24	5,000,000.00	5,054,836.70	4,804,700.00	0.960940
Treasury Note	U.S. TREASURY	91282CBC4	0.375	0.4447	01/20/21	12/31/25	10,000,000.00	9,975,815.81	8,946,100.00	0.894610
Treasury Note	U.S. TREASURY	912828R36	1.625	2.8580	05/16/22	05/15/26	10,000,000.00	9,592,085.87	9,214,500.00	0.921450
Treasury Note	U.S. TREASURY	91282CCP4	0.625	0.6223	08/03/21	07/31/26	5,000,000.00	5,000,526.78	4,423,450.00	0.884690
Total Count 8			1.239	1.5090			60,000,000.00	59,452,131.69	56,338,650.00	0.938978

US Sovereign Bond Guarantee	Issuer	CUSIP	Coupon Rate	Yield Matur	Purchase Date	Maturity Date	Ending Par Val/Shares	Amor Value On 12/31/22	Ending Market Val	Ending Unit Price
US Sovereign Bond Guarantee	AID-ISRAEL	46513EGV8	5.500	2.5770	02/28/19	12/04/23	4,815,000.00	4,953,067.39	4,841,530.65	1.005510
Total Count 1			5.500	2.5770			4,815,000.00	4,953,067.39	4,841,530.65	1.005510

Investment Total			1.904	1.8852			1,006,279,348.77	1,003,441,980.86	947,027,866.06	0.941118
-------------------------	--	--	--------------	---------------	--	--	-------------------------	-------------------------	-----------------------	-----------------