



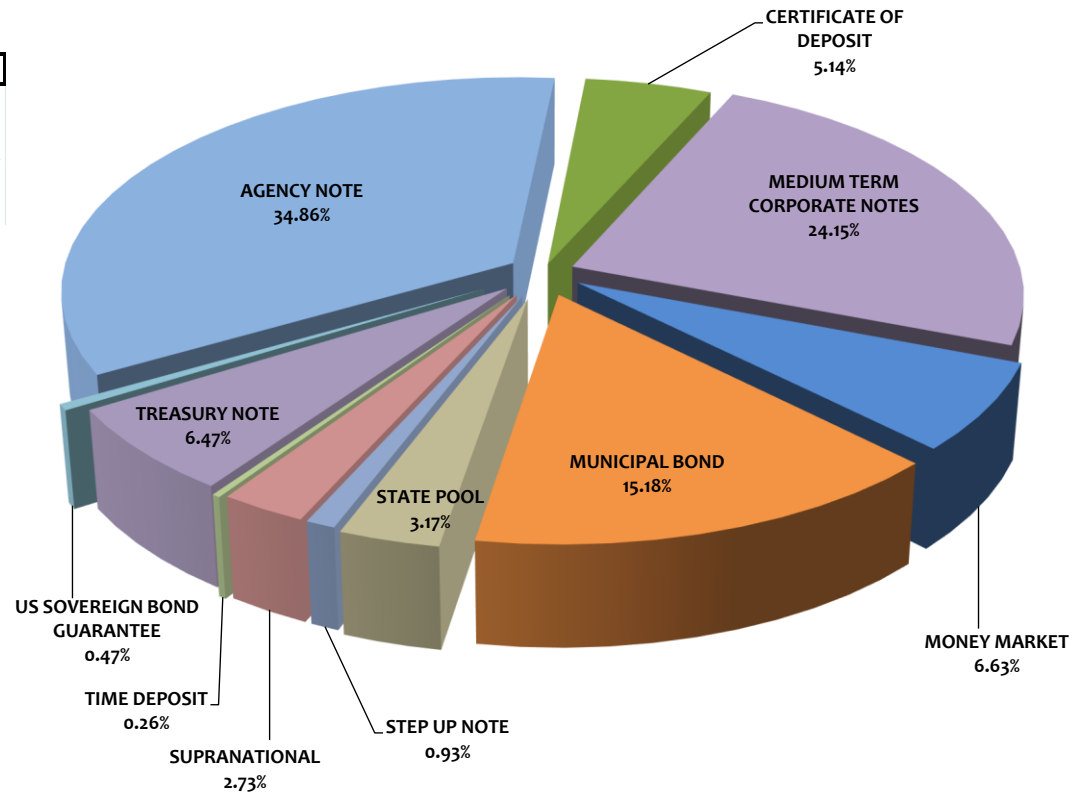
**ASSET ALLOCATION**

Assets	Current Par Value	Current Book Value	Market Value	Mkt/Book	Yield to Maturity
AGENCY NOTE	\$372,950,000	\$373,361,643	\$352,490,424	94.41%	1.44%
CERTIFICATE OF DEPOSIT	55,000,000	55,000,000	53,522,308	97.31%	2.23%
MEDIUM TERM CORPORATE NOTES	257,487,000	258,670,146	246,252,469	95.20%	1.83%
MONEY MARKET	71,000,060	71,000,060	71,000,060	100.00%	2.10%
MUNICIPAL BOND	164,510,000	162,576,558	156,991,874	96.56%	2.50%
STATE POOL	33,973,193	33,973,193	33,973,193	100.00%	1.38%
STEP UP NOTE	10,000,000	10,000,000	9,300,500	93.01%	0.35%
SUPRANATIONAL	29,600,000	29,205,150	27,708,270	94.87%	1.52%
TIME DEPOSIT	2,800,000	2,800,000	2,800,000	100.00%	1.06%
TREASURY NOTE	70,000,000	69,309,810	66,833,600	96.43%	1.42%
US SOVEREIGN BOND GUARANTEE	4,815,000	5,020,787	4,927,960	98.15%	2.58%
<b>Totals</b>	<b>\$1,072,135,253</b>	<b>\$1,070,917,346</b>	<b>\$1,025,800,657</b>	<b>95.79%</b>	<b>1.77%</b>

**Portfolio Breakdown & Statistics**

	August 31, 2022	August 31, 2021
AMORTIZED COST	\$1,070,917,346	\$793,827,787
AVERAGE DAYS TO MATURITY	831	858
CURRENT MONTH RETURN ON INVEST	1.74%	1.24%
EARNED INTEREST-CURR MONTH	\$1,553,287	\$824,684
EARNED INTEREST - FISCAL YTD	\$2,886,366	\$1,648,012

**Pooled Portfolio Composition by Book Value**

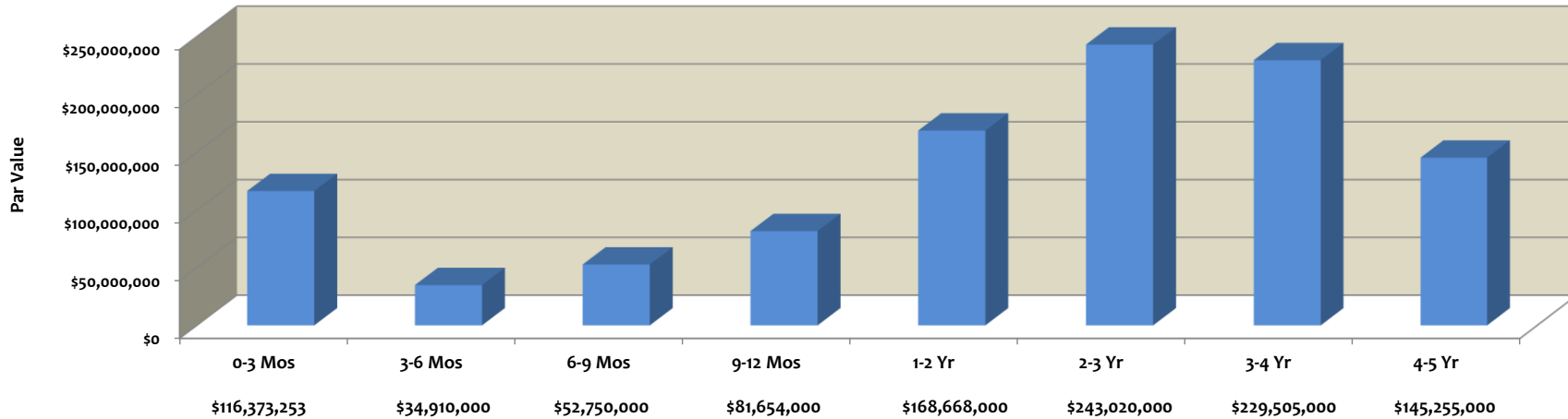




**MATURITY DISTRIBUTION**

Current Par Value	0-3 Mos	3-6 Mos	6-9 Mos	9-12 Mos	1-2 Yr	2-3 Yr	3-4 Yr	4-5 Yr	Totals
AGENCY NOTE	\$ 5,000,000	\$ 5,000,000	\$ 25,000,000	\$ 22,000,000	\$60,000,000	\$80,000,000	\$130,950,000	\$45,000,000	\$ 372,950,000.00
MEDIUM TERM CORPORATE NOTES	5,000,000	8,510,000	10,000,000	29,654,000	60,853,000	67,500,000	40,970,000	35,000,000	\$ 257,487,000.00
MONEY MARKET	71,000,060	-	-	-	-	-	-	-	\$ 71,000,060.00
STATE POOL	33,973,193	-	-	-	-	-	-	-	\$ 33,973,193.00
TIME DEPOSIT	1,400,000	1,400,000	-	-	-	-	-	-	\$ 2,800,000.00
TREASURY NOTE	-	10,000,000	-	15,000,000	5,000,000	15,000,000	25,000,000	-	\$ 70,000,000.00
CERTIFICATE OF DEPOSIT	-	5,000,000	-	5,000,000	10,000,000	15,000,000	10,000,000	10,000,000	\$ 55,000,000.00
MUNICIPAL BOND	-	5,000,000	12,750,000	10,000,000	23,000,000	50,520,000	17,585,000	45,655,000	\$ 164,510,000.00
SUPRANATIONAL	-	-	5,000,000	-	5,000,000	5,000,000	5,000,000	9,600,000	\$ 29,600,000.00
STEP UP NOTE	-	-	-	-	-	10,000,000	-	-	\$ 10,000,000.00
US SOVEREIGN BOND GUARANTEE	-	-	-	-	4,815,000	-	-	-	\$ 4,815,000.00
<b>Totals</b>	<b>\$116,373,253</b>	<b>\$34,910,000</b>	<b>\$52,750,000</b>	<b>\$81,654,000</b>	<b>\$168,668,000</b>	<b>\$243,020,000</b>	<b>\$229,505,000</b>	<b>\$145,255,000</b>	<b>\$1,072,135,253</b>
<b>% of Portfolio</b>	<b>10.85%</b>	<b>3.26%</b>	<b>4.92%</b>	<b>7.62%</b>	<b>15.73%</b>	<b>22.67%</b>	<b>21.41%</b>	<b>13.55%</b>	<b>100.00%</b>

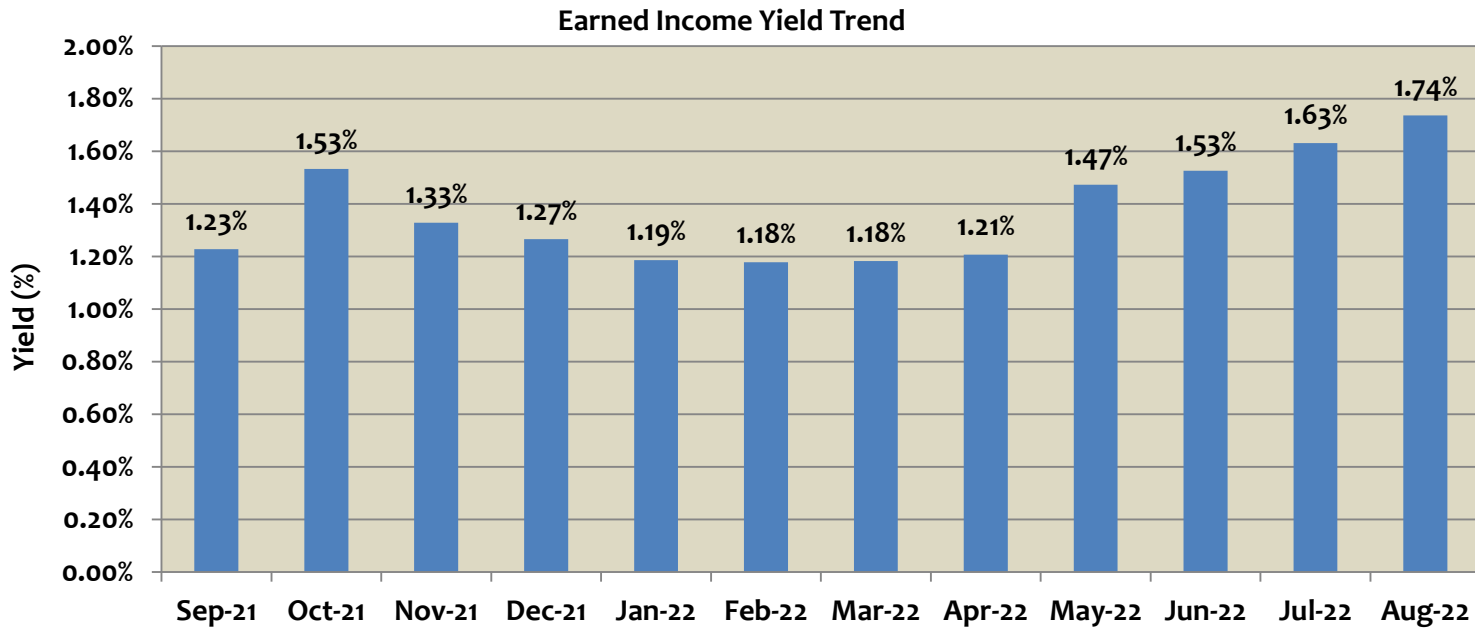
Maturity Distribution  
August 31, 2022





**PORTFOLIO - EARNED INCOME YIELD**

Month	Earned Income Yield
Sep-21	1.23%
Oct-21	1.53%
Nov-21	1.33%
Dec-21	1.27%
Jan-22	1.19%
Feb-22	1.18%
Mar-22	1.18%
Apr-22	1.21%
May-22	1.47%
Jun-22	1.53%
Jul-22	1.63%
Aug-22	1.74%



In accordance with State Law, the Finance Director certifies that the securities held in the City Investment Portfolio, comply with City policies. The Finance Director further certifies that the City has Operating Funds available to meet its expenditure requirements for the next six months.

**Amortized Cost** - the total amount at which investments are carried on the City books. This amount includes the amortization and accretion of premiums and discounts, respectively.

**Market Value** - the total amount at which investments are being sold in the market. Market prices are provided by the Bank of New York.

**Maturity Value** - (also referred to as "par value") the total amount of the face or stated value of the investments at maturity.

**Average Days to Maturity** - the average time in days left in the maturity of the investments.

**Monthly Yield** - the rate of return on investments as expressed in a percentage.

**Earned Interest** - the amount of income realized by all investments.



Agency Note	Issuer	CUSIP	Coupon Rate	Yield Matur	Purchase Date	Maturity Date	Ending Par Val/Shares	Amor Value On 08/31/22	Ending Market Val	Ending Unit Price
Agency Note	FARMER MAC	31422XAT9	0.520	0.5200	03/02/21	12/15/25	5,000,000.00	5,000,000.00	4,509,250.00	0.901850
Agency Note	FARMER MAC	31422XLY6	0.900	0.9000	09/01/21	09/01/26	5,000,000.00	5,000,000.00	4,489,200.00	0.897840
Agency Note	FARMER MAC	31422XUU4	2.000	2.0000	02/25/22	02/25/27	10,000,000.00	10,000,000.00	9,405,500.00	0.940550
Agency Note	FED AG MORTGAGE CORPORATION	31422XMT6	0.930	0.9300	09/21/21	09/21/26	5,000,000.00	5,000,000.00	4,488,900.00	0.897780
Agency Note	FED FARM CREDIT BANK	3133EMHE5	0.170	0.1852	12/07/20	11/30/22	5,000,000.00	4,999,620.82	4,963,550.00	0.992710
Agency Note	FED FARM CREDIT BANK	3133ENXP0	2.100	2.0000	05/26/22	05/25/23	10,000,000.00	10,010,403.33	9,896,900.00	0.989690
Agency Note	FED FARM CREDIT BANK	3133ENF21	3.150	3.2835	08/09/22	08/08/23	12,000,000.00	11,985,450.00	11,962,560.00	0.996880
Agency Note	FED FARM CREDIT BANK	3133EL3E2	0.320	0.3200	08/10/20	08/10/23	5,000,000.00	5,000,000.00	4,842,950.00	0.968590
Agency Note	FED FARM CREDIT BANK	3133EMN81	0.310	0.3100	06/29/21	12/29/23	5,000,000.00	5,000,000.00	4,789,900.00	0.957980
Agency Note	FED FARM CREDIT BANK	3133EKBW5	2.610	2.6100	02/27/19	02/27/24	5,000,000.00	5,000,000.00	4,932,600.00	0.986520
Agency Note	FED FARM CREDIT BANK	3133ELQ56	0.570	0.5700	07/02/20	07/02/24	5,000,000.00	5,000,000.00	4,723,150.00	0.944630
Agency Note	FED FARM CREDIT BANK	3133EKA63	1.600	1.6000	08/16/19	08/16/24	10,000,000.00	10,000,000.00	9,668,100.00	0.966810
Agency Note	FED FARM CREDIT BANK	3133EKP75	1.600	1.4076	10/04/19	09/17/24	5,000,000.00	5,023,547.79	4,825,850.00	0.965170
Agency Note	FED FARM CREDIT BANK	3133EMK92	0.580	0.5800	06/23/21	06/23/25	5,000,000.00	5,000,000.00	4,582,950.00	0.916590
Agency Note	FED FARM CREDIT BANK	3133ELZ80	0.580	0.5800	07/29/20	07/29/25	5,000,000.00	5,000,000.00	4,568,250.00	0.913650
Agency Note	FED FARM CREDIT BANK	3133EMAU6	0.500	0.5000	09/22/20	09/22/25	10,000,000.00	10,000,000.00	9,071,800.00	0.907180
Agency Note	FED FARM CREDIT BANK	3133EMCP5	0.520	0.5301	10/14/20	10/14/25	5,000,000.00	4,998,243.06	4,531,100.00	0.906220
Agency Note	FED FARM CREDIT BANK	3133EMSU7	0.800	0.8000	03/09/21	03/09/26	5,000,000.00	5,000,000.00	4,525,000.00	0.905000
Agency Note	FED FARM CREDIT BANK	3133ENUD0	2.640	3.0001	05/04/22	04/08/26	10,000,000.00	9,886,466.67	9,713,100.00	0.971310
Agency Note	FED FARM CREDIT BANK	3133ENFN5	1.540	1.5400	11/30/21	11/30/26	10,000,000.00	10,000,000.00	9,182,700.00	0.918270
Agency Note	FED FARM CREDIT BANK	3133ENHA1	1.500	1.5000	12/14/21	12/14/26	10,000,000.00	10,000,000.00	9,138,200.00	0.913820
Agency Note	FED HOME LOAN BANK	3130A3KM5	2.500	2.3160	12/27/17	12/09/22	5,000,000.00	5,004,546.19	4,994,300.00	0.998860
Agency Note	FED HOME LOAN BANK	3130AS4V8	2.000	2.0000	06/09/22	03/09/23	10,000,000.00	10,000,000.00	9,915,900.00	0.991590
Agency Note	FED HOME LOAN BANK	3130ADRG9	2.750	2.5800	03/04/19	03/10/23	5,000,000.00	5,008,338.04	4,981,700.00	0.996340
Agency Note	FED HOME LOAN BANK	3130AFRW9	2.700	2.5516	02/26/19	08/28/23	5,000,000.00	5,007,280.25	4,955,650.00	0.991130
Agency Note	FED HOME LOAN BANK	3130ANES5	0.265	0.2650	07/29/21	12/29/23	10,000,000.00	10,000,000.00	9,543,600.00	0.954360
Agency Note	FED HOME LOAN BANK	3130AB3H7	2.375	0.8307	03/16/20	03/08/24	5,000,000.00	5,152,837.49	4,913,950.00	0.982790
Agency Note	FED HOME LOAN BANK	3130A0XE5	3.250	2.5800	03/08/19	03/08/24	5,000,000.00	5,064,892.01	4,972,550.00	0.994510
Agency Note	FED HOME LOAN BANK	3130AKWZ5	0.220	0.2200	02/24/21	05/24/24	5,000,000.00	5,000,000.00	4,704,850.00	0.940970
Agency Note	FED HOME LOAN BANK	3130AN3D0	0.450	0.4500	06/28/21	05/24/24	10,000,000.00	10,000,000.00	9,447,800.00	0.944780
Agency Note	FED HOME LOAN BANK	3130A2UW4	2.875	1.6639	10/24/19	09/13/24	5,000,000.00	5,147,686.66	4,945,650.00	0.989130
Agency Note	FED HOME LOAN BANK	3130APMK8	0.750	0.7500	11/16/21	09/16/24	10,000,000.00	10,000,000.00	9,414,600.00	0.941460
Agency Note	FED HOME LOAN BANK	3130A3GE8	2.750	1.7080	12/13/19	12/13/24	5,000,000.00	5,126,972.85	4,920,650.00	0.984130
Agency Note	FED HOME LOAN BANK	3130AKMR4	0.330	0.3300	01/28/21	01/15/25	5,000,000.00	5,000,000.00	4,613,350.00	0.922670
Agency Note	FED HOME LOAN BANK	3130ALZV9	0.680	0.6800	04/29/21	04/29/25	5,000,000.00	5,000,000.00	4,647,250.00	0.929450
Agency Note	FED HOME LOAN BANK	3130AMX23	0.900	0.9000	06/30/21	12/30/25	6,550,000.00	6,550,000.00	5,966,591.50	0.910930
Agency Note	FED HOME LOAN BANK	3130AKN85	0.550	0.5652	01/20/21	01/20/26	5,000,000.00	4,997,363.91	4,493,850.00	0.898770
Agency Note	FED HOME LOAN BANK	3130AKPL4	0.550	0.5500	01/28/21	01/28/26	5,000,000.00	5,000,000.00	4,536,400.00	0.907280
Agency Note	FED HOME LOAN BANK	3130AKPC4	0.600	0.6000	01/28/21	01/28/26	5,000,000.00	5,000,000.00	4,498,600.00	0.899720
Agency Note	FED HOME LOAN BANK	3130AS3R8	3.230	3.2300	05/26/22	02/26/26	10,000,000.00	10,000,000.00	9,724,600.00	0.972460
Agency Note	FED HOME LOAN BANK	3130ALV92	1.050	0.9484	04/01/21	03/30/26	5,000,000.00	4,997,993.89	4,599,250.00	0.919850
Agency Note	FED HOME LOAN BANK	3130ALYB4	0.700	1.1449	04/28/21	04/28/26	5,000,000.00	5,000,000.00	4,588,600.00	0.917720
Agency Note	FED HOME LOAN BANK	3130AMTW2	0.500	0.5000	06/30/21	06/30/26	5,000,000.00	5,000,000.00	4,505,450.00	0.901090
Agency Note	FED HOME LOAN BANK	3130AMWM0	1.050	0.0000	06/30/21	06/30/26	5,000,000.00	5,000,000.00	4,574,950.00	0.914990
Agency Note	FED HOME LOAN BANK	3130AMZN5	0.750	1.0447	06/30/21	06/30/26	5,000,000.00	5,000,000.00	4,532,050.00	0.906410
Agency Note	FED HOME LOAN BANK	3130ANBS8	0.930	0.9300	07/29/21	07/29/26	5,400,000.00	5,400,000.00	4,855,572.00	0.899180
Agency Note	FED HOME LOAN BANK	3130ANLZ1	0.900	0.9000	08/26/21	08/26/26	5,000,000.00	5,000,000.00	4,482,800.00	0.896560
Agency Note	FED HOME LOAN BANK	3130ASH51	4.125	4.1250	06/29/22	06/29/27	10,000,000.00	10,000,000.00	9,834,500.00	0.983450

Agency Note	FED HOME LOAN MORT CORP	3134GXVK7	2.900	2.9000	05/31/22	05/30/25	10,000,000.00	10,000,000.00	9,740,400.00	0.974040
Agency Note	FED HOME LOAN MORT CORP	3136G4YP2	0.720	0.7200	07/09/20	07/09/25	5,000,000.00	5,000,000.00	4,595,000.00	0.919000
Agency Note	FED HOME LOAN MORT CORP	3134GXCH5	0.600	0.6000	11/25/20	11/25/25	5,000,000.00	5,000,000.00	4,528,300.00	0.905660
Agency Note	FED HOME LOAN MORT CORP	3134GXUG7	3.320	3.3200	05/25/22	11/25/25	14,000,000.00	14,000,000.00	13,871,200.00	0.990800
Agency Note	FEDERAL NAT MORTGAGE ASSOC	3135GA6K2	0.500	0.5000	12/30/20	06/30/25	5,000,000.00	5,000,000.00	4,569,750.00	0.913950
Agency Note	FEDERAL NAT MORTGAGE ASSOC	3136G4ZR7	0.700	0.7000	07/21/20	07/21/25	5,000,000.00	5,000,000.00	4,587,750.00	0.917550
Agency Note	FEDERAL NAT MORTGAGE ASSOC	3136G4N82	0.490	0.4900	08/21/20	08/21/25	10,000,000.00	10,000,000.00	9,093,200.00	0.909320
Agency Note	FEDERAL NAT MORTGAGE ASSOC	3135GA3W9	0.600	0.6000	11/25/20	11/25/25	5,000,000.00	5,000,000.00	4,528,300.00	0.905660
<b>Total Count 56</b>			<b>1.501</b>	<b>1.4359</b>			<b>372,950,000.00</b>	<b>373,361,642.96</b>	<b>352,490,423.50</b>	<b>0.945141</b>

<i>Certificate of Deposit</i>	<i>Issuer</i>	<i>CUSIP</i>	<i>Coupon Rate</i>	<i>Yield Matur</i>	<i>Purchase Date</i>	<i>Maturity Date</i>	<i>Ending Par Val/Shares</i>	<i>Amor Value On 08/31/22</i>	<i>Ending Market Val</i>	<i>Ending Unit Price</i>
Certificate of Deposit	GOLDMAN SACHS	38149MYT4	0.350	0.3500	08/25/21	08/25/23	5,000,000.00	5,000,000.00	4,817,336.00	0.963467
Certificate of Deposit	JP MORGAN CHASE	48128WPR0	2.650	2.6500	04/08/22	04/08/27	10,000,000.00	10,000,000.00	9,679,980.27	0.967998
Certificate of Deposit	MORGAN STANLEY	61760A6Q7	1.850	1.8500	01/30/20	01/30/23	5,000,000.00	5,000,000.00	4,970,111.00	0.994022
Certificate of Deposit	MORGAN STANLEY	61768EBM4	1.650	1.6500	03/05/20	03/05/24	5,000,000.00	5,000,000.00	4,825,968.50	0.965194
Certificate of Deposit	MORGAN STANLEY	61690ULQ1	1.950	1.9711	10/10/19	10/10/24	5,000,000.00	5,000,000.00	4,812,643.50	0.962529
Certificate of Deposit	MORGAN STANLEY	61690UMT4	1.950	1.9711	10/31/19	10/31/24	5,000,000.00	5,000,000.00	4,809,421.00	0.961884
Certificate of Deposit	MORGAN STANLEY	61768EAQ6	1.800	1.8000	02/20/20	02/20/25	5,000,000.00	5,000,000.00	4,771,945.00	0.954389
Certificate of Deposit	MORGAN STANLEY	61690UJ50	3.200	3.2000	05/19/22	05/19/26	10,000,000.00	10,000,000.00	9,892,793.00	0.989279
Certificate of Deposit	WELLS FARGO BANK	949763WR3	3.350	3.3500	01/09/19	01/09/24	1,000,000.00	1,000,000.00	990,193.90	0.990194
Certificate of Deposit	WELLS FARGO BANK	949763WU6	3.200	3.2000	01/18/19	01/18/24	4,000,000.00	4,000,000.00	3,951,916.00	0.987979
<b>Total Count 10</b>			<b>2.225</b>	<b>2.2293</b>			<b>55,000,000.00</b>	<b>55,000,000.00</b>	<b>53,522,308.17</b>	<b>0.973133</b>

<i>Medium Term Corporate Note</i>	<i>Issuer</i>	<i>CUSIP</i>	<i>Coupon Rate</i>	<i>Yield Matur</i>	<i>Purchase Date</i>	<i>Maturity Date</i>	<i>Ending Par Val/Shares</i>	<i>Amor Value On 08/31/22</i>	<i>Ending Market Val</i>	<i>Ending Unit Price</i>
Medium Term Corporate Note	AIG GLOBAL FUNDING	00138CAS7	0.650	0.7000	06/22/21	06/17/24	4,970,000.00	4,965,073.18	4,672,545.50	0.940150
Medium Term Corporate Note	APPLE INC	037833BU3	2.850	2.7654	03/06/19	02/23/23	3,510,000.00	3,511,464.92	3,503,611.80	0.998180
Medium Term Corporate Note	APPLE INC	037833CU2	2.850	2.6366	05/21/19	05/11/24	5,000,000.00	5,020,657.11	4,948,450.00	0.989690
Medium Term Corporate Note	APPLE INC	037833BZ2	2.450	3.3250	05/04/22	08/04/26	10,000,000.00	9,674,788.91	9,519,300.00	0.951930
Medium Term Corporate Note	BANK OF AMERICA	06053FAA7	4.100	0.3500	07/01/21	07/24/23	4,654,000.00	4,828,067.94	4,662,889.14	1.001910
Medium Term Corporate Note	BANK OF AMERICA	06048WWM31	1.250	1.2500	05/28/21	05/28/26	5,000,000.00	5,000,000.00	4,374,600.00	0.874920
Medium Term Corporate Note	BANK OF AMERICA	06048WWM31	1.250	1.2500	05/28/21	05/28/26	5,000,000.00	5,000,000.00	4,374,600.00	0.874920
Medium Term Corporate Note	BANK OF AMERICA	06048WP20	1.250	1.2500	09/24/21	09/24/26	5,000,000.00	5,000,000.00	4,370,250.00	0.874050
Medium Term Corporate Note	BANK OF NEW YORK	06406HCS6	3.650	3.1079	03/01/19	02/04/24	2,950,000.00	2,973,260.02	2,948,938.00	0.999640
Medium Term Corporate Note	BANK OF NEW YORK	06406RBA4	2.050	2.2980	02/22/22	01/26/27	5,000,000.00	4,947,272.08	4,611,800.00	0.922360
Medium Term Corporate Note	BERKSHIRE HATHAWAY INC.	084670BR8	2.750	3.3102	12/18/18	03/15/23	5,000,000.00	4,972,668.01	4,991,700.00	0.998340
Medium Term Corporate Note	CATERPILLAR FINL SVCS CORP	14913R2Lo	0.450	1.1400	01/28/22	05/17/24	5,000,000.00	4,931,972.66	4,731,550.00	0.946310
Medium Term Corporate Note	CHEVRON CORP	166764AB6	2.355	1.7642	01/24/20	12/05/22	5,000,000.00	5,043,669.83	5,000,200.00	1.000040
Medium Term Corporate Note	CIT GROUP HOLDINGS INC	17330PC64	4.000	4.0000	06/16/22	06/16/25	10,000,000.00	10,000,000.00	9,843,100.00	0.984310
Medium Term Corporate Note	CREDIT SUISSE	22550L2D2	1.000	0.2800	02/08/21	05/05/23	5,000,000.00	5,035,924.53	4,893,500.00	0.978700
Medium Term Corporate Note	EQUITABLE FINANCIAL LIFE	29449WAC1	0.500	0.8801	12/13/21	11/17/23	5,000,000.00	4,971,743.70	4,787,300.00	0.957460
Medium Term Corporate Note	EXXON MOBIL CORPORATION	30231GBH4	2.992	1.3664	05/15/20	03/19/25	5,000,000.00	5,238,114.45	4,894,150.00	0.978830
Medium Term Corporate Note	FLORIDA POWER & LIGHT	341081FZ5	2.850	0.9313	06/01/20	04/01/25	5,000,000.00	5,283,178.79	4,895,900.00	0.979180
Medium Term Corporate Note	HARVARD PRES & FELLOWS	740816AJ2	2.300	2.3860	05/24/19	10/01/23	4,000,000.00	3,994,960.33	3,934,440.00	0.983610
Medium Term Corporate Note	HSBC USA INC	40434CAD7	3.500	2.1493	10/23/19	06/23/24	5,000,000.00	5,131,518.65	4,951,500.00	0.990300
Medium Term Corporate Note	JP MORGAN CHASE	48130UWA9	0.750	0.7500	05/11/21	12/11/24	5,000,000.00	5,000,000.00	4,556,150.00	0.911230
Medium Term Corporate Note	JP MORGAN CHASE	46632FRU1	0.700	0.7000	01/22/21	01/22/26	5,000,000.00	5,000,000.00	4,402,700.00	0.880540
Medium Term Corporate Note	LLOYDS BANK	53944VAH2	3.500	0.7800	02/03/21	05/14/25	5,000,000.00	5,402,483.25	4,890,200.00	0.978040
Medium Term Corporate Note	MASSMUTUAL GLOBAL FUND	57629WCU2	0.850	0.3100	03/02/21	06/09/23	5,000,000.00	5,026,937.34	4,889,900.00	0.977980
Medium Term Corporate Note	MET LIFE GLOB	59217GER6	1.875	2.3800	02/24/22	01/11/27	5,000,000.00	4,892,849.49	4,503,300.00	0.900660
Medium Term Corporate Note	NEW YORK LIFE	64952WDG5	2.875	2.7501	04/26/19	04/10/24	5,000,000.00	5,012,069.01	4,905,400.00	0.981080

Medium Term Corporate Note	NEW YORK LIFE	64952WDL4	2.000	1.1600	12/29/21	01/22/25	7,500,000.00	7,654,797.99	7,135,425.00	0.951390
Medium Term Corporate Note	NEW YORK LIFE	64952WCH4	2.350	3.4178	05/18/22	07/14/26	5,970,000.00	5,733,562.39	5,611,382.10	0.939930
Medium Term Corporate Note	NOVARTIS CAPITAL CORP	66989HAE8	2.400	1.6500	01/23/20	09/21/22	5,000,000.00	5,018,596.23	4,999,600.00	0.999920
Medium Term Corporate Note	PACIFIC LIFE	6944PL2C2	0.500	0.3252	09/17/21	09/23/23	5,000,000.00	5,013,064.92	4,832,000.00	0.966400
Medium Term Corporate Note	PRICOA GLOBAL FUNDING	741531FA0	3.450	3.1799	02/04/19	09/01/23	5,000,000.00	5,019,633.61	4,976,950.00	0.995390
Medium Term Corporate Note	PRINCIPAL LFE GLB FND II	74256LEE5	1.250	0.7601	01/12/21	06/23/25	5,000,000.00	5,072,511.34	4,580,650.00	0.916130
Medium Term Corporate Note	PROTECTIVE LIFE	74368CBC7	1.618	1.1220	09/07/21	04/15/26	5,000,000.00	5,096,746.94	4,531,100.00	0.906220
Medium Term Corporate Note	ROYAL BANK OF CANADA	78015K7L2	0.425	0.5000	03/02/21	01/19/24	5,000,000.00	4,994,402.38	4,773,000.00	0.954600
Medium Term Corporate Note	ROYAL BANK OF CANADA	78015K7H1	1.150	1.2500	10/26/21	06/10/25	10,000,000.00	9,970,645.29	9,217,400.00	0.921740
Medium Term Corporate Note	SANOFI PHARMACEUTICAL	801060AC8	3.375	1.6725	02/06/20	06/19/23	5,000,000.00	5,125,582.81	4,991,150.00	0.998230
Medium Term Corporate Note	SHELL INTERNATIONAL FIN	822582BZ4	3.500	1.7172	02/05/20	11/13/23	5,000,000.00	5,131,443.08	4,990,350.00	0.998070
Medium Term Corporate Note	SHELL INTERNATIONAL FIN	822582CC4	2.000	2.0998	11/14/19	11/07/24	5,000,000.00	4,987,903.63	4,837,450.00	0.967490
Medium Term Corporate Note	TOYOTA MOTOR CREDIT CORP	89236TDW2	2.900	0.6042	04/13/21	04/17/24	3,933,000.00	4,112,228.73	3,883,837.50	0.987500
Medium Term Corporate Note	TOYOTA MOTOR CREDIT CORP	89236TGT6	1.800	1.8000	02/13/20	02/13/25	5,000,000.00	5,000,000.00	4,758,300.00	0.951660
Medium Term Corporate Note	TOYOTA MOTOR CREDIT CORP	89236THY4	0.700	0.7000	01/20/21	01/20/26	5,000,000.00	5,000,000.00	4,135,450.00	0.827090
Medium Term Corporate Note	TOYOTA MOTOR CREDIT CORP	89236TJZ9	3.050	3.6894	05/04/22	03/22/27	10,000,000.00	9,751,983.33	9,616,100.00	0.961610
Medium Term Corporate Note	U.S. BANCORP	91159HHR4	3.150	3.6794	05/04/22	04/27/27	10,000,000.00	9,767,125.00	9,648,700.00	0.964870
Medium Term Corporate Note	UBS FINANCE DELAWARE	902674YF1	0.375	0.3200	06/14/21	06/01/23	5,000,000.00	5,002,741.39	4,876,300.00	0.975260
Medium Term Corporate Note	US BANK NA CINCINNATI	90331HNV1	3.400	3.4812	11/26/18	07/24/23	5,000,000.00	4,997,083.46	4,988,950.00	0.997790
Medium Term Corporate Note	US BANK NA CINCINNATI	90331HMS9	2.800	0.6414	11/25/20	01/27/25	5,000,000.00	5,267,242.84	4,880,050.00	0.976010
Medium Term Corporate Note	WAL-MART STORES	931142EL3	2.850	1.8859	10/01/19	07/08/24	5,000,000.00	5,094,176.64	4,930,350.00	0.986070
<b>Total Count 47</b>			<b>2.184</b>	<b>1.8288</b>			<b>257,487,000.00</b>	<b>258,670,146.20</b>	<b>246,252,469.04</b>	<b>0.956369</b>

<b>Money Market</b>	<b>Issuer</b>	<b>CUSIP</b>	<b>Coupon Rate</b>	<b>Yield Matur</b>	<b>Purchase Date</b>	<b>Maturity Date</b>	<b>Ending Par Val/Shares</b>	<b>Amor Value On 08/31/22</b>	<b>Ending Market Val</b>	<b>Ending Unit Price</b>
Money Market	FIDELITY INVESTMENTS	62349865	2.097	2.0972	12/10/90	Open	71,000,060.00	71,000,060.00	71,000,060.00	1.000000
	<b>Total Count 1</b>		<b>2.097</b>	<b>2.0972</b>			<b>71,000,060.00</b>	<b>71,000,060.00</b>	<b>71,000,060.00</b>	<b>1.000000</b>

<b>Municipal Bond</b>	<b>Issuer</b>	<b>CUSIP</b>	<b>Coupon Rate</b>	<b>Yield Matur</b>	<b>Purchase Date</b>	<b>Maturity Date</b>	<b>Ending Par Val/Shares</b>	<b>Amor Value On 08/31/22</b>	<b>Ending Market Val</b>	<b>Ending Unit Price</b>
Municipal Bond	ANTELOPE VALLY UNION HIGH	036717MN3	2.396	0.8301	10/30/20	08/01/25	1,775,000.00	1,857,185.62	1,701,195.50	0.958420
Municipal Bond	CHAFFEY COMMUNITY COLLEGE	157432LM5	1.421	0.8621	08/17/21	06/01/26	2,885,000.00	2,948,260.86	2,622,638.10	0.909060
Municipal Bond	CITY OF VALLEJO	919259BL4	1.469	1.4690	03/31/20	05/01/23	1,500,000.00	1,500,000.00	1,475,595.00	0.983730
Municipal Bond	CONTRA COSTA CA CMNTY CLG DIST	212204JH5	2.163	3.2901	08/15/22	08/01/27	2,795,000.00	2,654,219.11	2,577,884.40	0.922320
Municipal Bond	COUNTY OF RIVERSIDE CA	76913CAZ2	2.667	2.2601	05/06/20	02/15/25	5,000,000.00	5,049,178.91	4,822,050.00	0.964410
Municipal Bond	COUNTY OF WESTCHESTER NY	95736VAY8	0.750	0.7456	11/05/20	07/01/25	1,940,000.00	1,940,253.45	1,784,644.80	0.919920
Municipal Bond	FRESNO COUNTY CA PENSION OBLG	358266CB8	0.000	3.4071	08/08/22	08/15/24	8,000,000.00	7,472,400.00	7,429,360.00	0.928670
Municipal Bond	GOLDEN STATE TOBACCO	38122NA85	1.600	1.3104	10/12/21	06/01/26	2,000,000.00	2,022,499.51	1,821,300.00	0.910650
Municipal Bond	GOLDEN STATE TOBACCO	38122NA85	1.600	3.5602	05/13/22	06/01/26	6,300,000.00	5,843,370.92	5,737,095.00	0.910650
Municipal Bond	GOLDEN STATE TOBACCO	38122NA93	1.886	3.4943	08/03/22	06/01/27	9,305,000.00	8,675,499.17	8,323,508.60	0.894520
Municipal Bond	KERN COUNTY CA PENSION OBLG	492279CR3	0.000	3.6371	08/11/22	08/15/25	15,000,000.00	13,457,250.00	13,322,700.00	0.888180
Municipal Bond	LOS ALTOS SCHOOL DIST	544290JH3	1.000	0.5501	06/10/21	10/01/24	5,000,000.00	5,055,772.15	4,742,250.00	0.948450
Municipal Bond	LOS ANGELES UNIFIED SCHOOL DIST	544647FB1	1.245	1.3763	01/28/22	01/01/25	3,355,000.00	3,342,099.28	3,122,968.20	0.930840
Municipal Bond	LOS ANGELES UNIFIED SCHOOL DIST	544646A77	5.720	4.2754	06/16/22	05/01/27	13,500,000.00	14,344,266.23	14,426,235.00	1.068610
Municipal Bond	MARIN CA CMNTY CLG DIST	56781RKE6	0.930	3.2502	08/15/22	08/01/27	3,155,000.00	2,823,225.46	2,740,149.05	0.868510
Municipal Bond	MASSACHUSETTS ST SPL OBLG	576004GV1	3.560	3.5600	08/30/22	07/15/23	10,000,000.00	10,000,000.00	9,990,800.00	0.999080
Municipal Bond	NEW YORK STATE DORMITORY	64990FD27	0.267	0.2670	06/23/21	03/15/23	1,000,000.00	1,000,000.00	982,670.00	0.982670
Municipal Bond	NEW YORK STATE DORMITORY	64990FD43	0.887	0.8870	06/23/21	03/15/25	1,650,000.00	1,650,000.00	1,537,453.50	0.931790
Municipal Bond	NEW YORK STATE URBAN DEV	650036AR7	0.720	0.7200	06/25/20	03/15/23	1,250,000.00	1,250,000.00	1,231,187.50	0.984950
Municipal Bond	NEW YORK STATE URBAN DEV	64985TAY7	2.020	2.0200	10/30/19	03/15/24	5,000,000.00	5,000,000.00	4,872,950.00	0.974590
Municipal Bond	STATE OF CALIFORNIA	13063DDG0	2.250	2.8401	01/22/19	10/01/23	5,000,000.00	4,956,967.82	4,930,300.00	0.986060
Municipal Bond	STATE OF CALIFORNIA	13063DLZ9	3.000	2.5002	05/01/19	04/01/24	5,000,000.00	5,048,460.28	4,953,900.00	0.990780

Municipal Bond	STATE OF CALIFORNIA	13063DRD2	2.375	1.0560	10/04/21	10/01/26	9,900,000.00	10,472,396.61	9,379,161.00	0.947390
Municipal Bond	STATE OF CONNECTICUT	20772KAE9	2.990	1.9630	10/17/19	01/15/23	5,000,000.00	5,025,424.79	4,994,250.00	0.998850
Municipal Bond	STATE OF HAWAII	419792YR1	0.893	0.8930	08/20/21	08/01/26	6,400,000.00	6,400,000.00	5,776,000.00	0.902500
Municipal Bond	STATE OF NEW YORK	649791PS3	2.360	3.3081	05/04/22	02/15/27	7,000,000.00	6,724,616.37	6,569,220.00	0.938460
Municipal Bond	STATE OF WISCONSIN	977100CZ7	2.049	2.0490	03/25/20	05/01/23	4,000,000.00	4,000,000.00	3,954,760.00	0.988690
Municipal Bond	TEXAS A&M UNIVERSITY	88213AKA2	2.349	1.6402	01/23/20	05/15/23	5,000,000.00	5,035,006.75	4,958,150.00	0.991630
Municipal Bond	TEXAS A&M UNIVERSITY	88213ALV5	2.877	1.0002	05/15/20	05/15/25	3,000,000.00	3,165,994.99	2,940,060.00	0.980020
Municipal Bond	UNIVERSITY OF CALIFORNIA	91412HGE7	0.883	0.4113	02/02/21	05/15/25	5,000,000.00	5,070,252.30	4,634,150.00	0.926830
Municipal Bond	UNIVERSITY OF CALIFORNIA	91412GU94	3.063	3.0951	05/18/22	07/01/25	8,800,000.00	8,791,957.53	8,637,288.00	0.981510
<b>Total Count 31</b>			<b>2.159</b>	<b>2.5019</b>			<b>164,510,000.00</b>	<b>162,576,558.11</b>	<b>156,991,873.65</b>	<b>0.954300</b>

State Pool	Issuer	CUSIP	Coupon Rate	Yield Matur	Purchase Date	Maturity Date	Ending Par Val/Shares	Amor Value On 08/31/22	Ending Market Val	Ending Unit Price
State Pool	STATE OF CALIFORNIA		1.380	1.3800	01/01/88	Open	23,450,485.85	23,450,485.85	23,450,485.85	1.000000
State Pool	STATE OF CALIFORNIA		1.380	1.3800	11/30/01	Open	10,522,706.91	10,522,706.91	10,522,706.91	1.000000
<b>Total Count 2</b>			<b>1.380</b>	<b>1.3800</b>			<b>33,973,192.76</b>	<b>33,973,192.76</b>	<b>33,973,192.76</b>	<b>1.000000</b>

Step Up Note	Issuer	CUSIP	Coupon Rate	Yield Matur	Purchase Date	Maturity Date	Ending Par Val/Shares	Amor Value On 08/31/22	Ending Market Val	Ending Unit Price
Step Up Note	FED HOME LOAN BANK	3130AMQW5	0.550	0.3500	06/16/21	12/16/24	10,000,000.00	10,000,000.00	9,300,500.00	0.930050
<b>Total Count 1</b>			<b>0.550</b>	<b>0.3500</b>			<b>10,000,000.00</b>	<b>10,000,000.00</b>	<b>9,300,500.00</b>	<b>0.930050</b>

Supranational	Issuer	CUSIP	Coupon Rate	Yield Matur	Purchase Date	Maturity Date	Ending Par Val/Shares	Amor Value On 08/31/22	Ending Market Val	Ending Unit Price
Supranational	INTER AMERICAN DEVELOPMNT BANK	4581XoCF3	3.000	0.2411	02/01/21	02/21/24	5,000,000.00	5,206,422.82	4,961,000.00	0.992200
Supranational	INTER AMERICAN DEVELOPMNT BANK	4581XoDK1	1.750	0.5597	05/13/21	03/14/25	5,000,000.00	5,176,811.43	4,778,600.00	0.955720
Supranational	INTL BK RECON & DEVELOP	459058FF5	1.750	2.6580	02/01/19	04/19/23	5,000,000.00	4,955,487.20	4,947,000.00	0.989400
Supranational	INTL BK RECON & DEVELOP	45906M2L4	0.650	0.7336	07/30/21	02/24/26	5,000,000.00	4,985,576.25	4,504,550.00	0.900910
Supranational	INTL BK RECON & DEVELOP	459058JT1	0.850	2.0199	02/18/22	02/10/27	3,600,000.00	3,419,701.90	3,193,920.00	0.887200
Supranational	INTL BK RECON & DEVELOP	459058JT1	0.850	2.9983	05/18/22	02/10/27	6,000,000.00	5,461,150.35	5,323,200.00	0.887200
<b>Total Count 6</b>			<b>1.511</b>	<b>1.5156</b>			<b>29,600,000.00</b>	<b>29,205,149.95</b>	<b>27,708,270.00</b>	<b>0.936090</b>

Time Deposit	Issuer	CUSIP	Coupon Rate	Yield Matur	Purchase Date	Maturity Date	Ending Par Val/Shares	Amor Value On 08/31/22	Ending Market Val	Ending Unit Price
Time Deposit	PREMIER VALLEY BANK		1.931	1.9313	03/31/22	09/29/22	1,400,000.00	1,400,000.00	1,400,000.00	1.000000
Time Deposit	PREMIER VALLEY BANK		0.190	0.1898	01/13/22	01/12/23	1,400,000.00	1,400,000.00	1,400,000.00	1.000000
<b>Total Count 2</b>			<b>1.061</b>	<b>1.0605</b>			<b>2,800,000.00</b>	<b>2,800,000.00</b>	<b>2,800,000.00</b>	<b>1.000000</b>

Treasury Note	Issuer	CUSIP	Coupon Rate	Yield Matur	Purchase Date	Maturity Date	Ending Par Val/Shares	Amor Value On 08/31/22	Ending Market Val	Ending Unit Price
Treasury Note	U.S. TREASURY	91282CAX9	0.125	0.9229	02/17/22	11/30/22	10,000,000.00	9,960,287.78	9,934,000.00	0.993400
Treasury Note	U.S. TREASURY	91282CAF8	0.125	0.2500	06/23/21	08/15/23	10,000,000.00	9,987,523.40	9,686,300.00	0.968630
Treasury Note	U.S. TREASURY	9128284X5	2.750	1.6374	12/31/19	08/31/23	5,000,000.00	5,054,952.98	4,964,650.00	0.992930
Treasury Note	U.S. TREASURY	912828XX3	2.000	1.5701	10/18/19	06/30/24	5,000,000.00	5,042,160.61	4,872,650.00	0.974530
Treasury Note	U.S. TREASURY	912828YM6	1.500	2.8243	04/25/22	10/31/24	10,000,000.00	9,682,497.31	9,598,400.00	0.959840
Treasury Note	U.S. TREASURY	912828G38	2.250	1.6900	12/31/19	11/15/24	5,000,000.00	5,068,259.90	4,874,400.00	0.974880

Treasury Note	U.S. TREASURY	91282CBC4	0.375	0.4447	01/20/21	12/31/25	10,000,000.00	9,975,815.81	9,034,000.00	0.903400
Treasury Note	U.S. TREASURY	912828R36	1.625	2.8580	05/16/22	05/15/26	10,000,000.00	9,537,785.33	9,377,000.00	0.937700
Treasury Note	U.S. TREASURY	91282CCP4	0.625	0.6223	08/03/21	07/31/26	5,000,000.00	5,000,526.78	4,492,200.00	0.898440
<b>Total Count 9</b>			<b>1.079</b>	<b>1.4226</b>			<b>70,000,000.00</b>	<b>69,309,809.90</b>	<b>66,833,600.00</b>	<b>0.954766</b>

US Sovereign Bond Guarantee	Issuer	CUSIP	Coupon Rate	Yield Matur	Purchase Date	Maturity Date	Ending Par Val/Shares	Amor Value On 08/31/22	Ending Market Val	Ending Unit Price
US Sovereign Bond Guarantee	AID-ISRAEL	46513EGV8	5.500	2.5770	02/28/19	12/04/23	4,815,000.00	5,020,786.61	4,927,959.90	1.023460
<b>Total Count 1</b>			<b>5.500</b>	<b>2.5770</b>			<b>4,815,000.00</b>	<b>5,020,786.61</b>	<b>4,927,959.90</b>	<b>1.023460</b>
			<b>1.820</b>	<b>1.7729</b>			<b>1,072,135,252.76</b>	<b>1,070,917,346.49</b>	<b>1,025,800,657.02</b>	<b>0.956783</b>