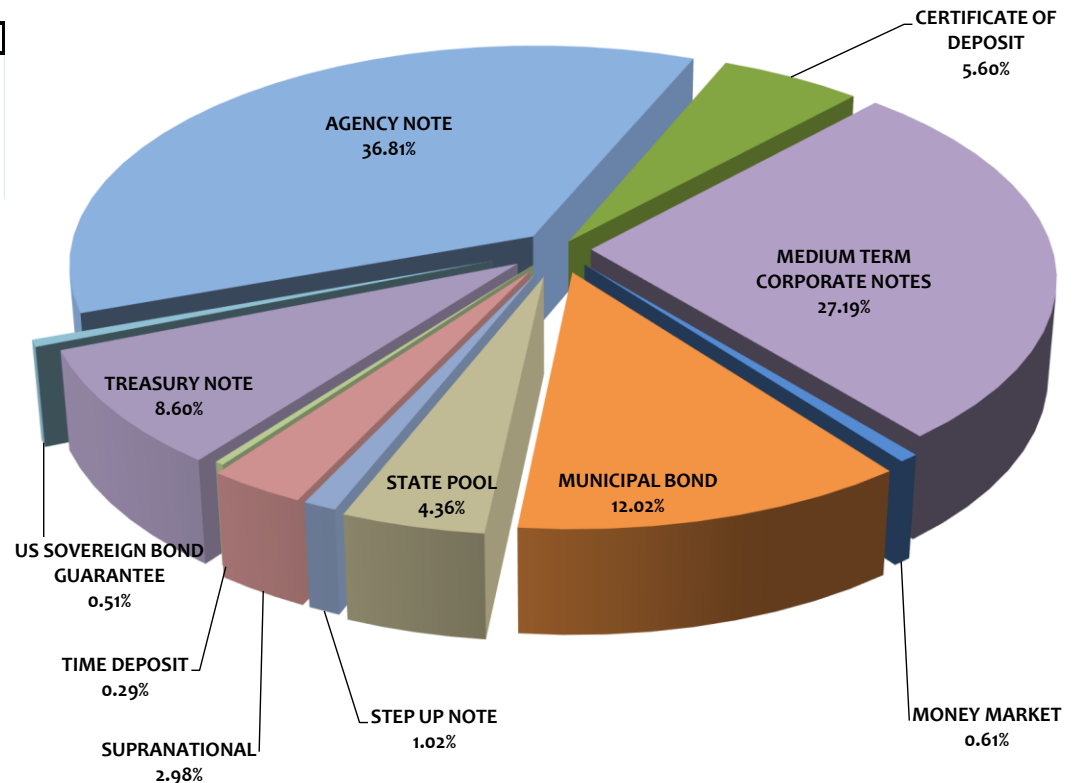


ASSET ALLOCATION

Assets	Current Par Value	Current Book Value	Market Value	Mkt/Book	Yield to Maturity
AGENCY NOTE	\$360,950,000	\$361,379,392	\$345,330,560	95.56%	1.37%
CERTIFICATE OF DEPOSIT	55,000,000	55,000,000	54,041,399	98.26%	2.23%
MEDIUM TERM CORPORATE NOTES	265,487,000	266,949,567	255,295,931	95.63%	1.85%
MONEY MARKET	6,000,000	6,000,000	6,000,000	100.00%	1.26%
MUNICIPAL BOND	116,255,000	118,025,998	113,360,194	96.05%	2.12%
STATE POOL	42,847,382	42,847,382	42,847,382	100.00%	1.01%
STEP UP NOTE	10,000,000	10,000,000	9,465,500	94.66%	0.35%
SUPRANATIONAL	29,600,000	29,242,669	27,928,370	95.51%	1.51%
TIME DEPOSIT	2,800,000	2,800,000	2,800,000	100.00%	1.06%
TREASURY NOTE	85,000,000	84,385,522	82,242,950	97.46%	1.36%
US SOVEREIGN BOND GUARANTEE	4,815,000	5,020,787	4,980,732	99.20%	2.58%
Totals	\$978,754,382	\$981,651,317	\$944,293,019	96.19%	1.62%

Pooled Portfolio Composition by Book Value



Portfolio Breakdown & Statistics

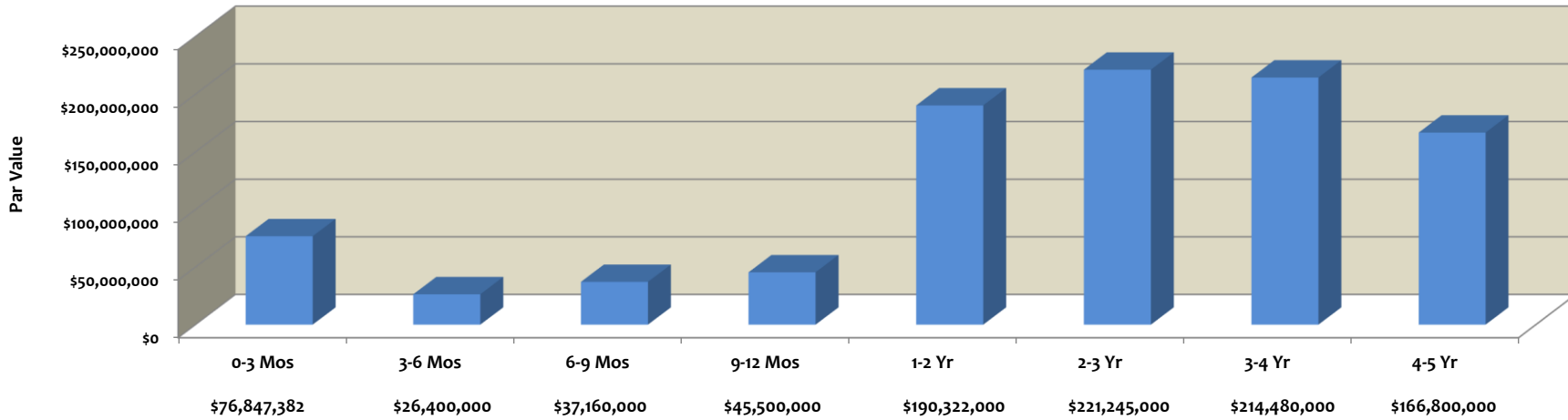
	June 30, 2022	June 30, 2021
AMORTIZED COST	\$981,651,317	\$786,253,841
AVERAGE DAYS TO MATURITY	912	850
CURRENT MONTH RETURN ON INVEST	1.53%	1.24%
EARNED INTEREST-CURR MONTH	\$1,280,377	\$811,452
EARNED INTEREST - FISCAL YTD	\$10,951,033	\$10,743,847



MATURITY DISTRIBUTION

Current Par Value	0-3 Mos	3-6 Mos	6-9 Mos	9-12 Mos	1-2 Yr	2-3 Yr	3-4 Yr	4-5 Yr	Totals
AGENCY NOTE	\$ -	\$ 10,000,000	\$ 15,000,000	\$ 10,000,000	\$60,000,000	\$70,000,000	\$135,550,000	\$60,400,000	\$ 360,950,000.00
MEDIUM TERM CORPORATE NOTES	13,000,000	5,000,000	8,510,000	20,000,000	75,507,000	67,500,000	30,970,000	45,000,000	\$ 265,487,000.00
MONEY MARKET	6,000,000	-	-	-	-	-	-	-	\$ 6,000,000.00
STATE POOL	42,847,382	-	-	-	-	-	-	-	\$ 42,847,382.00
TIME DEPOSIT	-	1,400,000	1,400,000	-	-	-	-	-	\$ 2,800,000.00
TREASURY NOTE	15,000,000	10,000,000	-	-	15,000,000	20,000,000	20,000,000	5,000,000	\$ 85,000,000.00
CERTIFICATE OF DEPOSIT	-	-	5,000,000	-	15,000,000	15,000,000	10,000,000	10,000,000	\$ 55,000,000.00
MUNICIPAL BOND	-	-	7,250,000	10,500,000	15,000,000	33,745,000	12,960,000	36,800,000	\$ 116,255,000.00
SUPRANATIONAL	-	-	-	5,000,000	5,000,000	5,000,000	5,000,000	9,600,000	\$ 29,600,000.00
STEP UP NOTE	-	-	-	-	-	10,000,000	-	-	\$ 10,000,000.00
US SOVEREIGN BOND GUARANTEE	-	-	-	-	4,815,000	-	-	-	\$ 4,815,000.00
Totals	\$76,847,382	\$26,400,000	\$37,160,000	\$45,500,000	\$190,322,000	\$221,245,000	\$214,480,000	\$166,800,000	\$978,754,382
% of Portfolio	7.85%	2.70%	3.80%	4.65%	19.45%	22.60%	21.91%	17.04%	100.00%

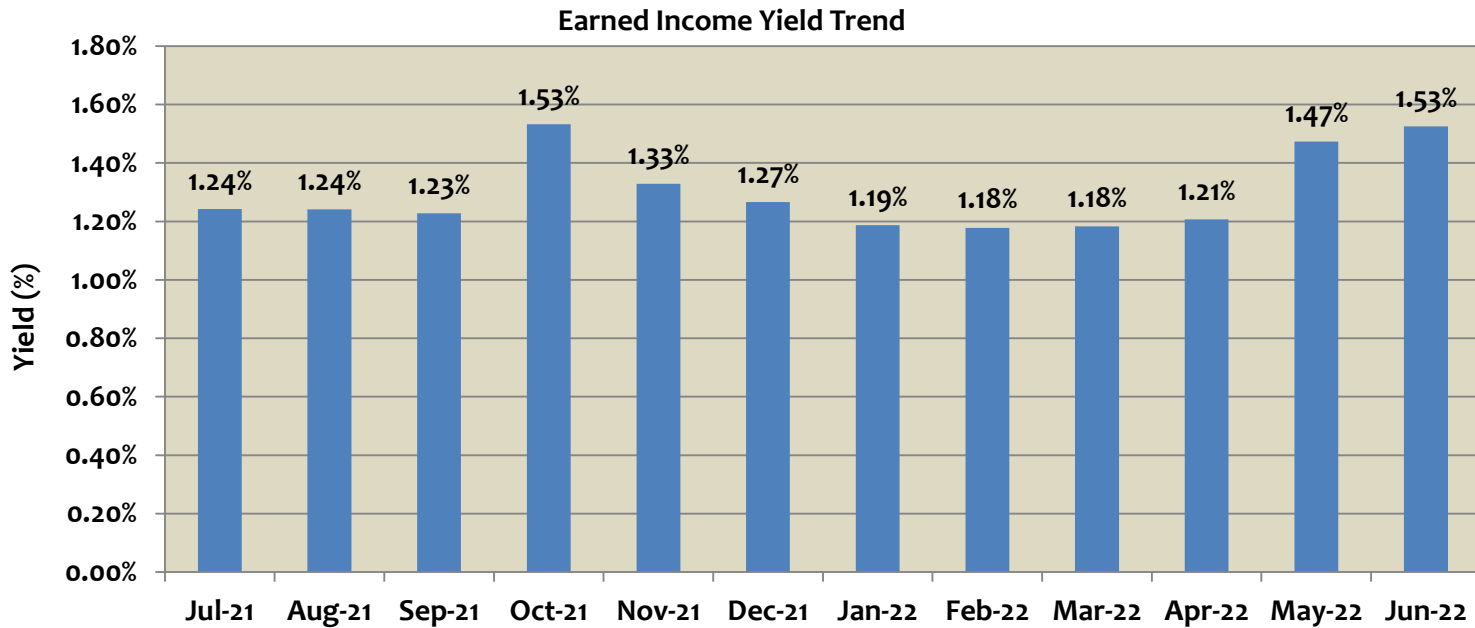
Maturity Distribution
June 30, 2022





PORTFOLIO - EARNED INCOME YIELD

Month	Earned Income Yield
Jul-21	1.24%
Aug-21	1.24%
Sep-21	1.23%
Oct-21	1.53%
Nov-21	1.33%
Dec-21	1.27%
Jan-22	1.19%
Feb-22	1.18%
Mar-22	1.18%
Apr-22	1.21%
May-22	1.47%
Jun-22	1.53%



In accordance with State Law, the Finance Director certifies that the securities held in the City Investment Portfolio, comply with City policies. The Finance Director further certifies that the City has Operating Funds available to meet its expenditure requirements for the next six months.

Amortized Cost - the total amount at which investments are carried on the City books. This amount includes the amortization and accretion of premiums and discounts, respectively.

Market Value - the total amount at which investments are being sold in the market. Market prices are provided by the Bank of New York.

Maturity Value - (also referred to as "par value") the total amount of the face or stated value of the investments at maturity.

Average Days to Maturity - the average time in days left in the maturity of the investments.

Monthly Yield - the rate of return on investments as expressed in a percentage.

Earned Interest - the amount of income realized by all investments.

Time Deposit	Issuer	CUSIP	Coupon Rate	Yield Matur	Purchase Date	Maturity Date	Ending Par Val/Shares	Amor Value On 06/30/22	Ending Market Val	Ending Unit Price
Time Deposit	PREMIER VALLEY BANK		1.931	1.9313	03/31/22	09/29/22	1,400,000.00	1,400,000.00	1,400,000.00	1.000000
Time Deposit	PREMIER VALLEY BANK		0.190	0.1898	01/13/22	01/12/23	1,400,000.00	1,400,000.00	1,400,000.00	1.000000
	Total Count 2		1.061	1.0605			2,800,000.00	2,800,000.00	2,800,000.00	1.000000

Treasury Note	Issuer	CUSIP	Coupon Rate	Yield Matur	Purchase Date	Maturity Date	Ending Par Val/Shares	Amor Value On 06/30/22	Ending Market Val	Ending Unit Price
Treasury Note	U.S. TREASURY	9128282P4	1.875	0.5262	02/17/22	07/31/22	10,000,000.00	10,069,742.75	10,006,000.00	1.000600
Treasury Note	U.S. TREASURY	9128282S8	1.625	2.2322	05/01/19	08/31/22	5,000,000.00	4,984,988.45	5,000,400.00	1.000080
Treasury Note	U.S. TREASURY	91282CAX9	0.125	0.9229	02/17/22	11/30/22	10,000,000.00	9,960,287.78	9,909,000.00	0.990900
Treasury Note	U.S. TREASURY	91282CAF8	0.125	0.2500	06/23/21	08/15/23	10,000,000.00	9,981,296.78	9,687,900.00	0.968790
Treasury Note	U.S. TREASURY	9128284X5	2.750	1.6374	12/31/19	08/31/23	5,000,000.00	5,082,095.23	4,988,850.00	0.997770
Treasury Note	U.S. TREASURY	912828XX3	2.000	1.5701	10/18/19	06/30/24	5,000,000.00	5,042,160.61	4,909,200.00	0.981840
Treasury Note	U.S. TREASURY	912828YM6	1.500	2.8243	04/25/22	10/31/24	10,000,000.00	9,682,497.31	9,669,500.00	0.966950
Treasury Note	U.S. TREASURY	912828G38	2.250	1.6900	12/31/19	11/15/24	5,000,000.00	5,068,259.90	4,918,150.00	0.983630
Treasury Note	U.S. TREASURY	91282CBC4	0.375	0.4447	01/20/21	12/31/25	10,000,000.00	9,975,815.81	9,124,600.00	0.912460
Treasury Note	U.S. TREASURY	91282CCP4	0.625	0.6223	08/03/21	07/31/26	5,000,000.00	5,000,591.71	4,540,650.00	0.908130
Treasury Note	U.S. TREASURY	912828R36	1.625	2.8580	05/16/22	05/15/26	10,000,000.00	9,537,785.33	9,488,700.00	0.948870
	Total Count 11		1.207	1.3637			85,000,000.00	84,385,521.66	82,242,950.00	0.967564

US Sovereign Bond Guarantee	Issuer	CUSIP	Coupon Rate	Yield Matur	Purchase Date	Maturity Date	Ending Par Val/Shares	Amor Value On 06/30/22	Ending Market Val	Ending Unit Price
US Sovereign Bond Guarantee	AID-ISRAEL	46513EGV8	5.500	2.5770	02/28/19	12/04/23	4,815,000.00	5,020,786.61	4,980,732.30	1.034420
	Total Count 1		5.500	2.5770			4,815,000.00	5,020,786.61	4,980,732.30	1.034420
			1.789	1.6194			978,754,382.25	981,651,316.71	944,293,018.70	0.964791