

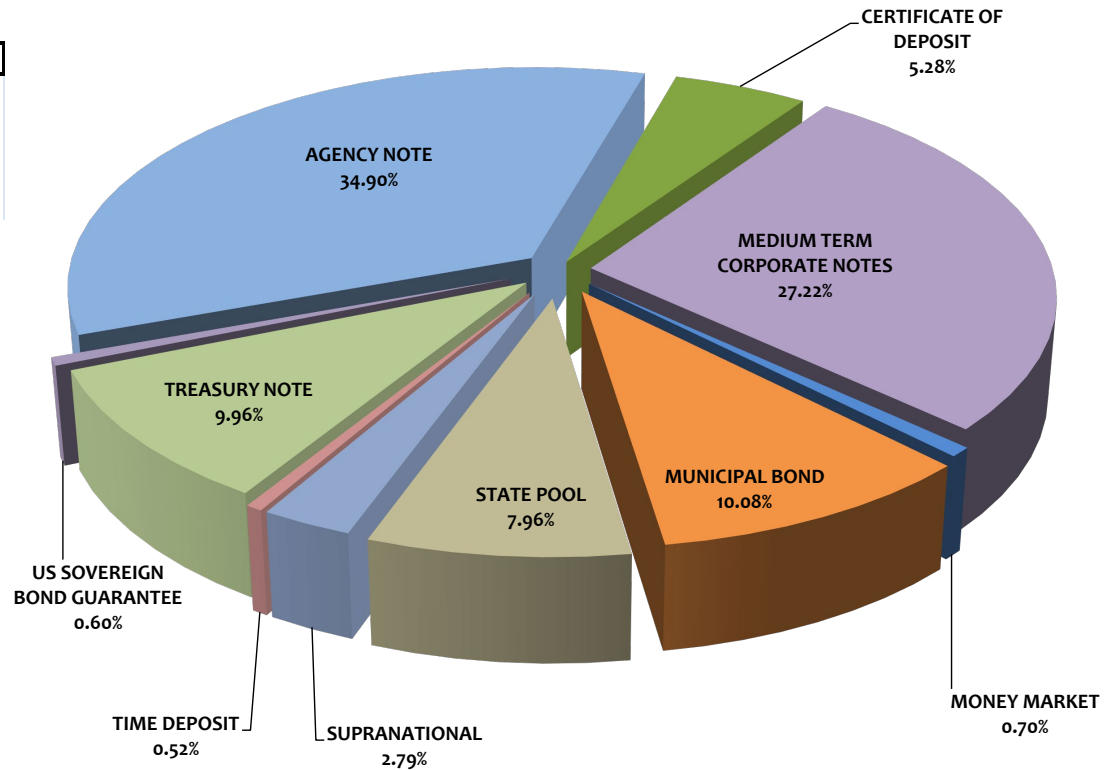
ASSET ALLOCATION

Assets	Current Par Value	Current Book Value	Market Value	Mkt/Book	Yield to Maturity
AGENCY NOTE	\$296,950,000	\$297,511,391	\$281,671,676	94.68%	0.96%
CERTIFICATE OF DEPOSIT	45,000,000	45,000,000	44,131,260	98.07%	2.01%
MEDIUM TERM CORPORATE NOTES	229,517,000	232,067,948	222,202,476	95.75%	1.56%
MONEY MARKET	6,000,000	6,000,000	6,000,000	100.00%	0.20%
MUNICIPAL BOND	84,655,000	85,905,907	81,914,240	95.35%	1.46%
STATE POOL	67,847,382	67,847,382	67,847,382	100.00%	0.61%
SUPRANATIONAL	23,600,000	23,793,085	22,631,492	95.12%	1.17%
TIME DEPOSIT	4,400,000	4,400,000	4,400,000	100.00%	0.74%
TREASURY NOTE	85,000,000	84,945,538	82,872,600	97.56%	1.22%
US SOVEREIGN BOND GUARANTEE	4,815,000	5,087,644	5,019,734	98.67%	2.58%
Totals	\$847,784,382	\$852,558,895	\$818,690,859	96.03%	1.24%

Pooled Portfolio Composition by Book Value

Portfolio Breakdown & Statistics

	April 30, 2022	April 30, 2021
AMORTIZED COST	\$852,558,895	\$693,280,055
AVERAGE DAYS TO MATURITY	830	822
CURRENT MONTH RETURN ON INVEST	1.21%	1.46%
EARNED INTEREST-CURR MONTH	\$849,690	\$785,145
EARNED INTEREST - FISCAL YTD	\$8,551,794	\$9,131,566

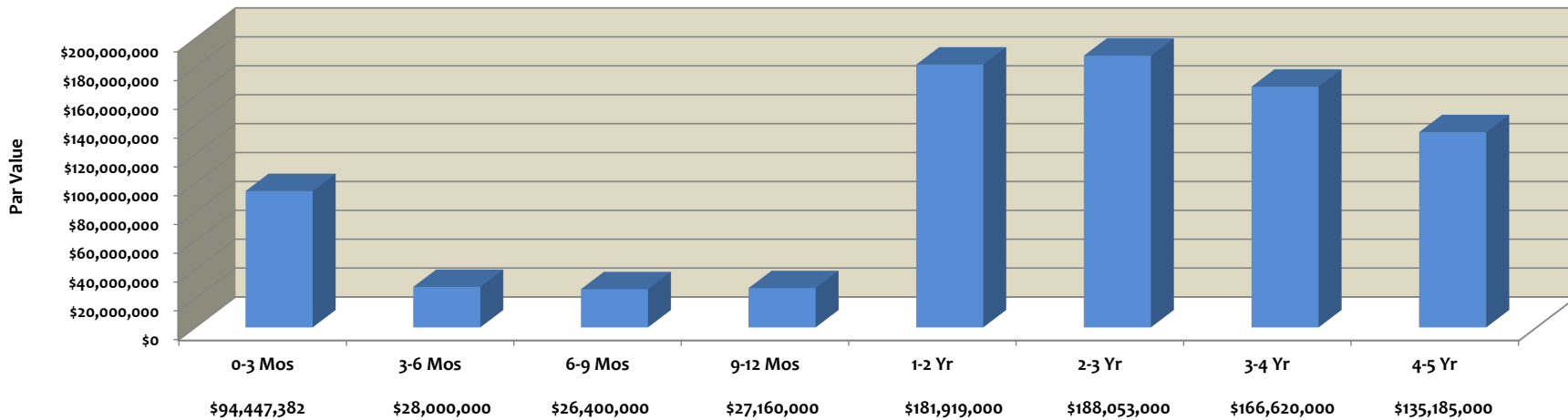




MATURITY DISTRIBUTION

Current Par Value	0-3 Mos	3-6 Mos	6-9 Mos	9-12 Mos	1-2 Yr	2-3 Yr	3-4 Yr	4-5 Yr	Totals
AGENCY NOTE	\$ -	\$ -	\$ 10,000,000	\$ 5,000,000	\$40,000,000	\$70,000,000	\$101,550,000	\$70,400,000	\$ 296,950,000.00
MEDIUM TERM CORPORATE NOTES	5,000,000	13,000,000	5,000,000	8,510,000	71,604,000	66,403,000	35,000,000	25,000,000	\$ 229,517,000.00
MONEY MARKET	6,000,000	-	-	-	-	-	-	-	\$ 6,000,000.00
STATE POOL	67,847,382	-	-	-	-	-	-	-	\$ 67,847,382.25
TIME DEPOSIT	1,600,000	-	1,400,000	1,400,000	-	-	-	-	\$ 4,400,000.00
TREASURY NOTE	10,000,000	15,000,000	10,000,000	-	15,000,000	20,000,000	10,000,000	5,000,000	\$ 85,000,000.00
CERTIFICATE OF DEPOSIT	-	-	-	5,000,000	15,000,000	15,000,000	-	10,000,000	\$ 45,000,000.00
MUNICIPAL BOND	4,000,000	-	-	7,250,000	25,500,000	11,650,000	15,070,000	21,185,000	\$ 84,655,000.00
SUPRANATIONAL	-	-	-	-	10,000,000	5,000,000	5,000,000	3,600,000	\$ 23,600,000.00
US SOVEREIGN BOND GUARANTEE	-	-	-	-	4,815,000	-	-	-	\$ 4,815,000.00
Totals	\$94,447,382	\$28,000,000	\$26,400,000	\$27,160,000	\$181,919,000	\$188,053,000	\$166,620,000	\$135,185,000	\$847,784,382
% of Portfolio	11.14%	3.30%	3.11%	3.20%	21.46%	22.18%	19.65%	15.95%	100.00%

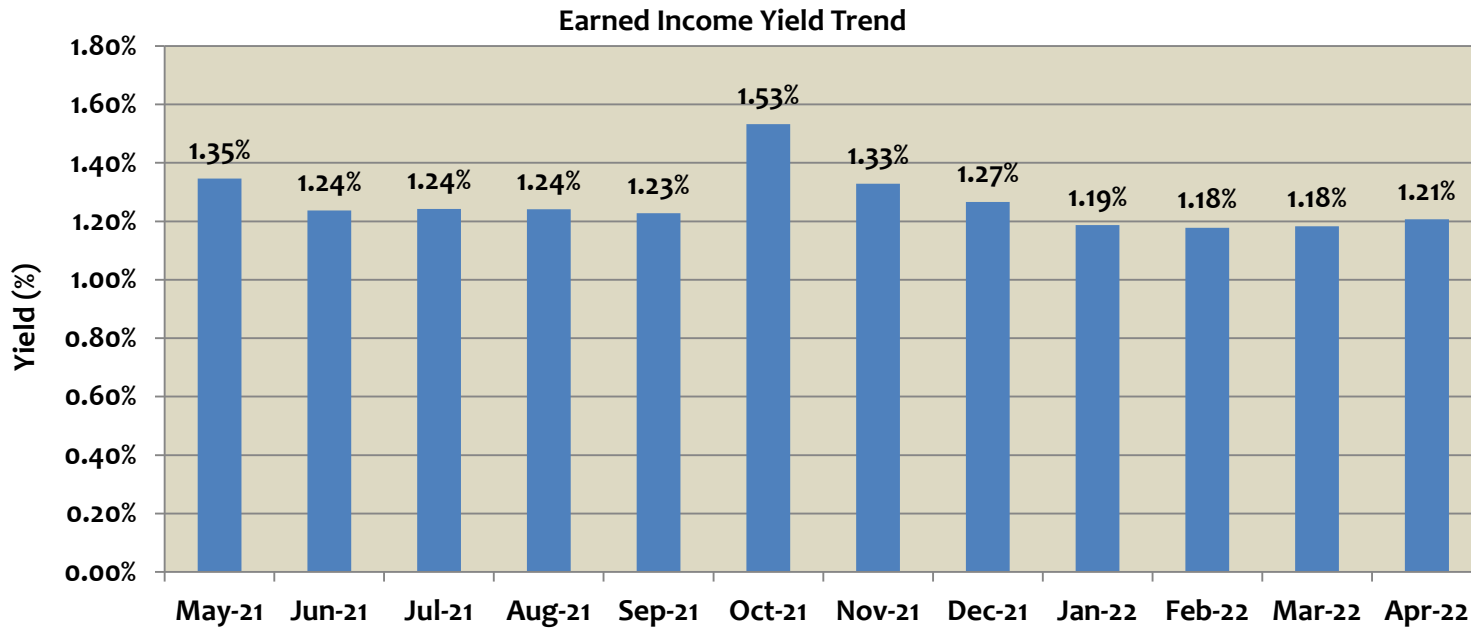
Maturity Distribution
April 30, 2022





PORTFOLIO - EARNED INCOME YIELD

Month	Earned Income Yield
May-21	1.35%
Jun-21	1.24%
Jul-21	1.24%
Aug-21	1.24%
Sep-21	1.23%
Oct-21	1.53%
Nov-21	1.33%
Dec-21	1.27%
Jan-22	1.19%
Feb-22	1.18%
Mar-22	1.18%
Apr-22	1.21%



In accordance with State Law, the Finance Director certifies that the securities held in the City Investment Portfolio, comply with City policies. The Finance Director further certifies that the City has Operating Funds available to meet its expenditure requirements for the next six months.

Amortized Cost - the total amount at which investments are carried on the City books. This amount includes the amortization and accretion of premiums and discounts, respectively.

Market Value - the total amount at which investments are being sold in the market. Market prices are provided by the Bank of New York.

Maturity Value - (also referred to as "par value") the total amount of the face or stated value of the investments at maturity.

Average Days to Maturity - the average time in days left in the maturity of the investments.

Monthly Yield - the rate of return on investments as expressed in a percentage.

Earned Interest - the amount of income realized by all investments.

POOLED INVESTMENT AT APRIL 30, 2022 - PORTFOLIO POSITION DETAIL



Agency Note	Issuer	CUSIP	Coupon Rate	Yield Matur	Purchase Date	Maturity Date	Ending Par Val/Shares	Amor Value On 04/30/22	Ending Market Val	Ending Unit Price
Agency Note	FARMER MAC	31422XAT9	0.520	0.5200	03/02/21	12/15/25	5,000,000.00	5,000,000.00	4,620,750.00	0.924150
Agency Note	FARMER MAC	31422XLY6	0.900	0.9000	09/01/21	09/01/26	5,000,000.00	5,000,000.00	4,614,300.00	0.922860
Agency Note	FARMER MAC	31422XUU4	2.000	2.0000	02/25/22	02/25/27	10,000,000.00	10,000,000.00	9,543,100.00	0.954310
Agency Note	FED AG MORTGAGE CORPORATION	31422XMT6	0.930	0.9300	09/21/21	09/21/26	5,000,000.00	5,000,000.00	4,612,650.00	0.922530
Agency Note	FED FARM CREDIT BANK	3133EMHE5	0.170	0.1852	12/07/20	11/30/22	5,000,000.00	4,999,241.99	4,957,800.00	0.991560
Agency Note	FED FARM CREDIT BANK	3133EL3E2	0.320	0.3200	08/10/20	08/10/23	5,000,000.00	5,000,000.00	4,866,200.00	0.973240
Agency Note	FED FARM CREDIT BANK	3133EMN81	0.310	0.3100	06/29/21	12/29/23	5,000,000.00	5,000,000.00	4,812,100.00	0.962420
Agency Note	FED FARM CREDIT BANK	3133EKBW5	2.610	2.6100	02/27/19	02/27/24	5,000,000.00	5,000,000.00	4,996,100.00	0.999220
Agency Note	FED FARM CREDIT BANK	3133ELQ56	0.570	0.5700	07/02/20	07/02/24	5,000,000.00	5,000,000.00	4,768,300.00	0.953660
Agency Note	FED FARM CREDIT BANK	3133EKA63	1.600	1.6000	08/16/19	08/16/24	10,000,000.00	10,000,000.00	9,763,000.00	0.976300
Agency Note	FED FARM CREDIT BANK	3133EKP75	1.600	1.4076	10/04/19	09/17/24	5,000,000.00	5,023,547.79	4,873,750.00	0.974750
Agency Note	FED FARM CREDIT BANK	3133EMK92	0.580	0.5800	06/23/21	06/23/25	5,000,000.00	5,000,000.00	4,632,500.00	0.926500
Agency Note	FED FARM CREDIT BANK	3133ELZ80	0.580	0.5800	07/29/20	07/29/25	5,000,000.00	5,000,000.00	4,630,650.00	0.926130
Agency Note	FED FARM CREDIT BANK	3133EMAU6	0.500	0.5000	09/22/20	09/22/25	10,000,000.00	10,000,000.00	9,242,100.00	0.924210
Agency Note	FED FARM CREDIT BANK	3133EMCP5	0.520	0.5301	10/14/20	10/14/25	5,000,000.00	4,998,243.06	4,597,900.00	0.919580
Agency Note	FED FARM CREDIT BANK	3133EMSU7	0.800	0.8000	03/09/21	03/09/26	5,000,000.00	5,000,000.00	4,641,200.00	0.928240
Agency Note	FED FARM CREDIT BANK	3133ENFN5	1.540	1.5400	11/30/21	11/30/26	10,000,000.00	10,000,000.00	9,337,200.00	0.933720
Agency Note	FED FARM CREDIT BANK	3133ENHA1	1.500	1.5000	12/14/21	12/14/26	10,000,000.00	10,000,000.00	9,299,700.00	0.929970
Agency Note	FED HOME LOAN BANK	3130A3KM5	2.500	2.3160	12/27/17	12/09/22	5,000,000.00	5,009,040.34	5,020,850.00	1.004170
Agency Note	FED HOME LOAN BANK	3130ADR69	2.750	2.5800	03/04/19	03/10/23	5,000,000.00	5,008,338.04	5,030,500.00	1.006100
Agency Note	FED HOME LOAN BANK	3130AFRW9	2.700	2.5516	02/26/19	08/28/23	5,000,000.00	5,010,851.73	5,014,500.00	1.002900
Agency Note	FED HOME LOAN BANK	3130ANES5	0.265	0.2650	07/29/21	12/29/23	10,000,000.00	10,000,000.00	9,661,800.00	0.966180
Agency Note	FED HOME LOAN BANK	3130AB3H7	2.375	0.8307	03/16/20	03/08/24	5,000,000.00	5,152,837.49	4,974,400.00	0.994880
Agency Note	FED HOME LOAN BANK	3130A0XE5	3.250	2.5800	03/08/19	03/08/24	5,000,000.00	5,064,892.01	5,050,750.00	1.010150
Agency Note	FED HOME LOAN BANK	3130AKWZ5	0.220	0.2200	02/24/21	05/24/24	5,000,000.00	5,000,000.00	4,769,250.00	0.953850
Agency Note	FED HOME LOAN BANK	3130AN3D0	0.450	0.4500	06/28/21	05/24/24	10,000,000.00	10,000,000.00	9,584,600.00	0.958460
Agency Note	FED HOME LOAN BANK	3130A2UW4	2.875	1.6639	10/24/19	09/13/24	5,000,000.00	5,147,686.66	5,009,350.00	1.001870
Agency Note	FED HOME LOAN BANK	3130APMK8	0.750	0.7500	11/16/21	09/16/24	10,000,000.00	10,000,000.00	9,557,200.00	0.955720
Agency Note	FED HOME LOAN BANK	3130A3GE8	2.750	1.7080	12/13/19	12/13/24	5,000,000.00	5,151,725.96	4,989,150.00	0.997830
Agency Note	FED HOME LOAN BANK	3130AMQW5	0.350	0.3500	06/16/21	12/16/24	10,000,000.00	10,000,000.00	9,472,500.00	0.947250
Agency Note	FED HOME LOAN BANK	3130AKMR4	0.330	0.3300	01/28/21	01/15/25	5,000,000.00	5,000,000.00	4,697,900.00	0.939580
Agency Note	FED HOME LOAN BANK	3130ALZV9	0.680	0.6800	04/29/21	04/29/25	5,000,000.00	5,000,000.00	4,684,200.00	0.936840
Agency Note	FED HOME LOAN BANK	3130AMX23	0.900	0.9000	06/30/21	12/30/25	6,550,000.00	6,550,000.00	6,110,626.00	0.932920
Agency Note	FED HOME LOAN BANK	3130AKN85	0.550	0.5652	01/20/21	01/20/26	5,000,000.00	4,996,991.56	4,570,400.00	0.914080
Agency Note	FED HOME LOAN BANK	3130AKPL4	0.550	0.5500	01/28/21	01/28/26	5,000,000.00	5,000,000.00	4,612,600.00	0.922520
Agency Note	FED HOME LOAN BANK	3130AKPC4	0.600	0.6000	01/28/21	01/28/26	5,000,000.00	5,000,000.00	4,618,600.00	0.923720
Agency Note	FED HOME LOAN BANK	3130ALV92	1.050	0.9484	04/01/21	03/30/26	5,000,000.00	4,997,993.89	4,687,550.00	0.937510

Agency Note	FED HOME LOAN BANK	3130ALYB4	0.700	1.1449	04/28/21	04/28/26	5,000,000.00	5,000,000.00	4,714,900.00	0.942980
Agency Note	FED HOME LOAN BANK	3130AMTW2	0.500	0.5000	06/30/21	06/30/26	5,000,000.00	5,000,000.00	4,633,700.00	0.926740
Agency Note	FED HOME LOAN BANK	3130AMWMO	0.500	0.9379	06/30/21	06/30/26	5,000,000.00	5,000,000.00	4,663,050.00	0.932610
Agency Note	FED HOME LOAN BANK	3130AMZN5	0.750	1.0447	06/30/21	06/30/26	5,000,000.00	5,000,000.00	4,654,050.00	0.930810
Agency Note	FED HOME LOAN BANK	3130ANBS8	0.930	0.9300	07/29/21	07/29/26	5,400,000.00	5,400,000.00	4,997,700.00	0.925500
Agency Note	FED HOME LOAN BANK	3130ANLZ1	0.900	0.9000	08/26/21	08/26/26	5,000,000.00	5,000,000.00	4,614,200.00	0.922840
Agency Note	FED HOME LOAN MORT CORP	3136G4YP2	0.720	0.7200	07/09/20	07/09/25	5,000,000.00	5,000,000.00	4,670,450.00	0.934090
Agency Note	FED HOME LOAN MORT CORP	3134GXCH5	0.600	0.6000	11/25/20	11/25/25	5,000,000.00	5,000,000.00	4,638,000.00	0.927600
Agency Note	FEDERAL NAT MORTGAGE ASSOC	3135GA6K2	0.500	0.5000	12/30/20	06/30/25	5,000,000.00	5,000,000.00	4,639,350.00	0.927870
Agency Note	FEDERAL NAT MORTGAGE ASSOC	3136G4ZR7	0.700	0.7000	07/21/20	07/21/25	5,000,000.00	5,000,000.00	4,663,950.00	0.932790
Agency Note	FEDERAL NAT MORTGAGE ASSOC	3136G4N82	0.490	0.4900	08/21/20	08/21/25	10,000,000.00	10,000,000.00	9,245,800.00	0.924580
Agency Note	FEDERAL NAT MORTGAGE ASSOC	3135GA3W9	0.600	0.6000	11/25/20	11/25/25	5,000,000.00	5,000,000.00	4,610,500.00	0.922100
Total Count 49			1.033	0.9624			296,950,000.00	297,511,390.52	281,671,676.00	0.948549

<i>Certificate of Deposit</i>	<i>Issuer</i>	<i>CUSIP</i>	<i>Coupon Rate</i>	<i>Yield Matur</i>	<i>Purchase Date</i>	<i>Maturity Date</i>	<i>Ending Par Val/Shares</i>	<i>Amor Value On 04/30/22</i>	<i>Ending Market Val</i>	<i>Ending Unit Price</i>
Certificate of Deposit	GOLDMAN SACHS	38149MYT4	0.350	0.3500	08/25/21	08/25/23	5,000,000.00	5,000,000.00	4,843,665.00	0.968733
Certificate of Deposit	JP MORGAN CHASE	48128WPR0	2.650	2.6500	04/08/22	04/08/27	10,000,000.00	10,000,000.00	9,831,127.00	0.983113
Certificate of Deposit	MORGAN STANLEY	61760A6Q7	1.850	1.8500	01/30/20	01/30/23	5,000,000.00	5,000,000.00	4,979,716.50	0.995943
Certificate of Deposit	MORGAN STANLEY	61768EBM4	1.650	1.6500	03/05/20	03/05/24	5,000,000.00	5,000,000.00	4,881,581.00	0.976316
Certificate of Deposit	MORGAN STANLEY	61690ULQ1	1.950	1.9711	10/10/19	10/10/24	5,000,000.00	5,000,000.00	4,870,372.00	0.974074
Certificate of Deposit	MORGAN STANLEY	61690UMT4	1.950	1.9711	10/31/19	10/31/24	5,000,000.00	5,000,000.00	4,866,576.00	0.973315
Certificate of Deposit	MORGAN STANLEY	61768EAQ6	1.800	1.8000	02/20/20	02/20/25	5,000,000.00	5,000,000.00	4,829,322.50	0.965865
Certificate of Deposit	WELLS FARGO BANK	949763WR3	3.350	3.3500	01/09/19	01/09/24	1,000,000.00	1,000,000.00	1,007,734.50	1.007735
Certificate of Deposit	WELLS FARGO BANK	949763WU6	3.200	3.2000	01/18/19	01/18/24	4,000,000.00	4,000,000.00	4,021,165.20	1.005291
Total Count 9			2.009	2.0136			45,000,000.00	45,000,000.00	44,131,259.70	0.980695

<i>Medium Term Corporate Note</i>	<i>Issuer</i>	<i>CUSIP</i>	<i>Coupon Rate</i>	<i>Yield Matur</i>	<i>Purchase Date</i>	<i>Maturity Date</i>	<i>Ending Par Val/Shares</i>	<i>Amor Value On 03/31/22</i>	<i>Ending Market Val</i>	<i>Ending Unit Price</i>
Medium Term Corporate Note	AIG GLOBAL FUNDING	00138CAS7	0.650	0.7000	06/22/21	06/17/24	4,970,000.00	4,963,852.20	4,680,050.20	0.941660
Medium Term Corporate Note	APPLE INC	037833BU3	2.850	2.7654	03/06/19	02/23/23	3,510,000.00	3,512,909.86	3,529,480.50	1.005550
Medium Term Corporate Note	APPLE INC	037833CU2	2.850	2.6366	05/21/19	05/11/24	5,000,000.00	5,025,654.50	4,999,750.00	0.999950
Medium Term Corporate Note	BANK OF AMERICA	06053FAA7	4.100	0.3500	07/01/21	07/24/23	4,654,000.00	4,914,873.90	4,725,159.66	1.015290
Medium Term Corporate Note	BANK OF AMERICA	06048WM31	1.250	1.2500	05/28/21	05/28/26	5,000,000.00	5,000,000.00	4,478,300.00	0.895660
Medium Term Corporate Note	BANK OF AMERICA	06048WM31	1.250	1.2500	05/28/21	05/28/26	5,000,000.00	5,000,000.00	4,478,300.00	0.895660
Medium Term Corporate Note	BANK OF AMERICA	06048WP20	1.250	1.2500	09/24/21	09/24/26	5,000,000.00	5,000,000.00	4,510,350.00	0.902070
Medium Term Corporate Note	BANK OF NEW YORK	06406HCS6	3.650	3.1079	03/01/19	02/04/24	2,950,000.00	2,980,777.30	2,981,093.00	1.010540
Medium Term Corporate Note	BANK OF NEW YORK	06406RBA4	2.050	2.2980	02/22/22	01/26/27	5,000,000.00	4,949,902.78	4,678,000.00	0.935600
Medium Term Corporate Note	BERKSHIRE HATHAWAY INC.	084670BR8	2.750	3.3102	12/18/18	03/15/23	5,000,000.00	4,972,668.01	5,021,450.00	1.004290
Medium Term Corporate Note	CATERPILLAR FINL SVCS CORP	14913R2L0	0.450	1.1400	01/28/22	05/17/24	5,000,000.00	4,926,237.50	4,749,800.00	0.949960
Medium Term Corporate Note	CATERPILLAR, INC.	14913QAA7	2.400	2.6510	01/29/18	06/06/22	5,000,000.00	4,993,807.75	5,003,700.00	1.000740
Medium Term Corporate Note	CHEVRON CORP	166764AB6	2.355	1.7642	01/24/20	12/05/22	5,000,000.00	5,029,155.90	5,007,950.00	1.001590
Medium Term Corporate Note	CHEVRON CORP	166764AH3	3.191	3.5000	11/26/18	06/24/23	5,000,000.00	4,977,611.72	5,023,850.00	1.004770
Medium Term Corporate Note	CREDIT SUISSE	22550L2D2	1.000	0.2800	02/08/21	05/05/23	5,000,000.00	5,053,849.14	4,895,950.00	0.979190
Medium Term Corporate Note	EQUITABLE FINANCIAL LIFE	29449WAC1	0.500	0.8801	12/13/21	11/17/23	5,000,000.00	4,965,555.56	4,801,650.00	0.960330

Medium Term Corporate Note	ESTEE LAUDER CO	29736RAE0	2.350	2.4200	05/17/19	08/15/22	5,000,000.00	4,998,270.35	5,007,050.00	1.001410
Medium Term Corporate Note	EXXON MOBIL CORPORATION	30231GBH4	2.992	1.3664	05/15/20	03/19/25	5,000,000.00	5,238,114.45	4,954,500.00	0.990900
Medium Term Corporate Note	FLORIDA POWER & LIGHT	341081FZ5	2.850	0.9313	06/01/20	04/01/25	5,000,000.00	5,283,178.79	4,922,700.00	0.984540
Medium Term Corporate Note	HARVARD PRES & FELLOWS	740816AJ2	2.300	2.3860	05/24/19	10/01/23	4,000,000.00	3,994,960.33	3,967,080.00	0.991770
Medium Term Corporate Note	HSBC USA INC	40434CAD7	3.500	2.1493	10/23/19	06/23/24	5,000,000.00	5,163,529.02	5,003,500.00	1.000700
Medium Term Corporate Note	JP MORGAN CHASE	48130UWA9	0.750	0.7500	05/11/21	12/11/24	5,000,000.00	5,000,000.00	4,577,350.00	0.915470
Medium Term Corporate Note	JP MORGAN CHASE	46632FRU1	0.700	0.7000	01/22/21	01/22/26	5,000,000.00	5,000,000.00	4,431,600.00	0.886320
Medium Term Corporate Note	LLOYDS BANK	53944VAH2	3.500	0.7800	02/03/21	05/14/25	5,000,000.00	5,468,654.62	4,946,400.00	0.989280
Medium Term Corporate Note	MASSMUTUAL GLOBAL FUND	57629WCU2	0.850	0.3100	03/02/21	06/09/23	5,000,000.00	5,040,374.76	4,896,550.00	0.979310
Medium Term Corporate Note	MET LIFE GLOB	59217GER6	1.875	2.3800	02/24/22	01/11/27	5,000,000.00	4,895,447.92	4,598,950.00	0.919790
Medium Term Corporate Note	NEW YORK LIFE	64952WDG5	2.875	2.7501	04/26/19	04/10/24	5,000,000.00	5,012,069.01	4,957,050.00	0.991410
Medium Term Corporate Note	NEW YORK LIFE	64952WDL4	2.000	1.1600	12/29/21	01/22/25	7,500,000.00	7,685,224.07	7,206,525.00	0.960870
Medium Term Corporate Note	NOVARTIS CAPITAL CORP	66989HAE8	2.400	1.6500	01/23/20	09/21/22	5,000,000.00	5,018,596.23	5,001,500.00	1.000300
Medium Term Corporate Note	PACIFIC LIFE	6944PLC2	0.500	0.3252	09/17/21	09/23/23	5,000,000.00	5,013,064.92	4,840,050.00	0.968010
Medium Term Corporate Note	PRICOA GLOBAL FUNDING	741531FA0	3.450	3.1799	02/04/19	09/01/23	5,000,000.00	5,019,633.61	5,030,050.00	1.006010
Medium Term Corporate Note	PRINCIPAL LFE GLB FND II	74256LEE5	1.250	0.7601	01/12/21	06/23/25	5,000,000.00	5,084,436.91	4,642,700.00	0.928540
Medium Term Corporate Note	PROTECTIVE LIFE	74368CBC7	1.618	1.1220	09/07/21	04/15/26	5,000,000.00	5,096,746.94	4,623,700.00	0.924740
Medium Term Corporate Note	ROYAL BANK OF CANADA	78015K7L2	0.425	0.5000	03/02/21	01/19/24	5,000,000.00	4,992,545.80	4,795,500.00	0.959100
Medium Term Corporate Note	ROYAL BANK OF CANADA	78015K7H1	1.150	1.2500	10/26/21	06/10/25	10,000,000.00	9,965,858.64	9,233,700.00	0.923370
Medium Term Corporate Note	SANOFI PHARMACEUTICAL	801060AC8	3.375	1.6725	02/06/20	06/19/23	5,000,000.00	5,125,582.81	5,040,400.00	1.008080
Medium Term Corporate Note	SHELL INTERNATIONAL FIN	822582BZ4	3.500	1.7172	02/05/20	11/13/23	5,000,000.00	5,174,513.57	5,048,300.00	1.009660
Medium Term Corporate Note	SHELL INTERNATIONAL FIN	822582CC4	2.000	2.0998	11/14/19	11/07/24	5,000,000.00	4,985,559.24	4,882,350.00	0.976470
Medium Term Corporate Note	TOYOTA MOTOR CREDIT CORP	89236TCQ6	2.800	3.1012	04/19/18	07/13/22	3,000,000.00	2,995,551.07	3,007,590.00	1.002530
Medium Term Corporate Note	TOYOTA MOTOR CREDIT CORP	89236TDW2	2.900	0.6042	04/13/21	04/17/24	3,933,000.00	4,112,228.73	3,930,797.52	0.999440
Medium Term Corporate Note	TOYOTA MOTOR CREDIT CORP	89236TGT6	1.800	1.8000	02/13/20	02/13/25	5,000,000.00	5,000,000.00	4,798,200.00	0.959640
Medium Term Corporate Note	TOYOTA MOTOR CREDIT CORP	89236THY4	0.700	0.7000	01/20/21	01/20/26	5,000,000.00	5,000,000.00	4,431,300.00	0.886260
Medium Term Corporate Note	UBS FINANCE DELAWARE	902674YF1	0.375	0.3200	06/14/21	06/01/23	5,000,000.00	5,004,108.80	4,871,150.00	0.974230
Medium Term Corporate Note	US BANK NA CINCINNATI	90331HNV1	3.400	3.4812	11/26/18	07/24/23	5,000,000.00	4,995,487.86	5,041,950.00	1.008390
Medium Term Corporate Note	US BANK NA CINCINNATI	90331HMS9	2.800	0.6414	11/25/20	01/27/25	5,000,000.00	5,320,179.88	4,944,400.00	0.988880
Medium Term Corporate Note	WAL-MART STORES	931142EL3	2.850	1.8859	10/01/19	07/08/24	5,000,000.00	5,117,173.54	5,004,750.00	1.000950
Total Count 46			2.054	1.5591			229,517,000.00	232,067,947.99	222,202,475.88	0.968131

Money Market	Issuer	CUSIP	Coupon Rate	Yield Matur	Purchase Date	Maturity Date	Ending Par Val/Shares	Amor Value On 04/30/22	Ending Market Val	Ending Unit Price
Money Market	FIDELITY INVESTMENTS	62349865	0.204	0.2044	12/10/90	Open	6,000,000.00	6,000,000.00	6,000,000.00	1.000000
Total Count 1			0.204	0.2044			6,000,000.00	6,000,000.00	6,000,000.00	1.000000

Municipal Bond	Issuer	CUSIP	Coupon Rate	Yield Matur	Purchase Date	Maturity Date	Ending Par Val/Shares	Amor Value On 04/30/22	Ending Market Val	Ending Unit Price
Municipal Bond	ANTELOPE VALLY UNION HIGH	036717MN3	2.396	0.8301	10/30/20	08/01/25	1,775,000.00	1,870,685.75	1,735,772.50	0.977900
Municipal Bond	CALIFORNIA DEPT WATER RESOURCE	13066YTZ2	2.000	2.0000	06/06/19	05/01/22	4,000,000.00	4,000,000.00	4,000,000.00	1.000000
Municipal Bond	CHAFFEY COMMUNITY COLLEGE	157432LM5	1.421	0.8621	08/17/21	06/01/26	2,885,000.00	2,956,016.50	2,689,570.10	0.932260
Municipal Bond	CITY OF VALLEJO	919259BL4	1.469	1.4690	03/31/20	05/01/23	1,500,000.00	1,500,000.00	1,482,615.00	0.988410
Municipal Bond	COUNTY OF RIVERSIDE CA	76913CAZ2	2.667	2.2601	05/06/20	02/15/25	5,000,000.00	5,058,687.44	4,874,800.00	0.974960
Municipal Bond	COUNTY OF WESTCHESTER NY	95736VAY8	0.750	0.7456	11/05/20	07/01/25	1,940,000.00	1,940,295.14	1,801,367.60	0.928540

Municipal Bond	GOLDEN STATE TOBACCO	38122NA85	1.600	1.3104	10/12/21	06/01/26	2,000,000.00	2,025,230.19	1,834,760.00	0.917380
Municipal Bond	LOS ALTOS SCHOOL DIST	544290JH3	1.000	0.5501	06/10/21	10/01/24	5,000,000.00	5,055,772.15	4,772,500.00	0.954500
Municipal Bond	LOS ANGELES UNIFIED SCHOOL DIST	544647FB1	1.245	1.3763	01/28/22	07/01/25	3,355,000.00	3,343,437.83	3,130,181.45	0.932990
Municipal Bond	NEW YORK STATE DORMITORY	64990FD27	0.267	0.2670	06/23/21	03/15/23	1,000,000.00	1,000,000.00	982,120.00	0.982120
Municipal Bond	NEW YORK STATE DORMITORY	64990FD43	0.887	0.8870	06/23/21	03/15/25	1,650,000.00	1,650,000.00	1,536,562.50	0.931250
Municipal Bond	NEW YORK STATE URBAN DEV	650036AR7	0.720	0.7200	06/25/20	03/15/23	1,250,000.00	1,250,000.00	1,232,162.50	0.985730
Municipal Bond	NEW YORK STATE URBAN DEV	64985TAY7	2.020	2.0200	10/30/19	03/15/24	5,000,000.00	5,000,000.00	4,903,650.00	0.980730
Municipal Bond	STATE OF CALIFORNIA	13063DDG0	2.250	2.8401	01/22/19	10/01/23	5,000,000.00	4,956,967.82	4,970,200.00	0.994040
Municipal Bond	STATE OF CALIFORNIA	13063DLZ9	3.000	2.5002	05/01/19	04/01/24	5,000,000.00	5,048,460.28	5,003,050.00	1.000610
Municipal Bond	STATE OF CALIFORNIA	13063DRD2	2.375	1.0560	10/04/21	10/01/26	9,900,000.00	10,472,396.61	9,525,384.00	0.962160
Municipal Bond	STATE OF CONNECTICUT	20772KAE9	2.990	1.9630	10/17/19	01/15/23	5,000,000.00	5,050,602.45	5,034,500.00	1.006900
Municipal Bond	STATE OF HAWAII	419792YR1	0.893	0.8930	08/20/21	08/01/26	6,400,000.00	6,400,000.00	5,787,264.00	0.904260
Municipal Bond	STATE OF WISCONSIN	977100CZ7	2.049	2.0490	03/25/20	05/01/23	4,000,000.00	4,000,000.00	3,982,880.00	0.995720
Municipal Bond	TEXAS A&M UNIVERSITY	88213AKA2	2.349	1.6402	01/23/20	05/15/23	5,000,000.00	5,052,296.84	5,005,200.00	1.001040
Municipal Bond	TEXAS A&M UNIVERSITY	88213ALV5	2.877	1.0002	05/15/20	05/15/25	3,000,000.00	3,193,180.99	2,988,900.00	0.996300
Municipal Bond	UNIVERSITY OF CALIFORNIA	91412HGE7	0.883	0.4113	02/02/21	05/15/25	5,000,000.00	5,081,877.06	4,640,800.00	0.928160
Total Count 22			1.918	1.4563			84,655,000.00	85,905,907.05	81,914,239.65	0.967624

State Pool	Issuer	CUSIP	Coupon Rate	Yield Matur	Purchase Date	Maturity Date	Ending Par Val/Shares	Amor Value On 04/30/22	Ending Market Val	Ending Unit Price
State Pool	STATE OF CALIFORNIA	98-10-320	0.610	0.6100	01/01/88	Open	48,360,603.11	48,360,603.11	48,360,603.11	1.000000
State Pool	STATE OF CALIFORNIA	40-10-003	0.610	0.6100	11/30/01	Open	19,486,779.14	19,486,779.14	19,486,779.14	1.000000
Total Count 2			0.610	0.6100			67,847,382.25	67,847,382.25	67,847,382.25	1.000000

Supranational	Issuer	CUSIP	Coupon Rate	Yield Matur	Purchase Date	Maturity Date	Ending Par Val/Shares	Amor Value On 04/30/22	Ending Market Val	Ending Unit Price
Supranational	INTER AMERICAN DEVELOPMNT BANK	4581XoCF3	3.000	0.2411	02/01/21	02/21/24	5,000,000.00	5,275,064.82	5,026,050.00	1.005210
Supranational	INTER AMERICAN DEVELOPMNT BANK	4581XoDK1	1.750	0.5597	05/13/21	03/14/25	5,000,000.00	5,176,811.43	4,837,850.00	0.967570
Supranational	INTL BK RECON & DEVELOP	459058FF5	1.750	2.6580	02/01/19	04/19/23	5,000,000.00	4,955,487.20	4,973,000.00	0.994600
Supranational	INTL BK RECON & DEVELOP	45906M2L4	0.650	0.7336	07/30/21	02/24/26	5,000,000.00	4,983,545.73	4,579,000.00	0.915800
Supranational	INTL BK RECON & DEVELOP	459058JT1	0.850	2.0199	02/18/22	02/10/27	3,600,000.00	3,402,176.00	3,215,592.00	0.893220
Total Count 5			1.668	1.1713			23,600,000.00	23,793,085.18	22,631,492.00	0.958962

Time Deposit	Issuer	CUSIP	Coupon Rate	Yield Matur	Purchase Date	Maturity Date	Ending Par Val/Shares	Amor Value On 04/30/22	Ending Market Val	Ending Unit Price
Time Deposit	PREMIER VALLEY BANK	102489262	0.190	0.1898	05/13/21	05/12/22	1,600,000.00	1,600,000.00	1,600,000.00	1.000000
Time Deposit	PREMIER VALLEY BANK	102578543	1.931	1.9313	03/31/22	09/29/22	1,400,000.00	1,400,000.00	1,400,000.00	1.000000
Time Deposit	PREMIER VALLEY BANK	102556139	0.190	0.1898	01/13/22	01/12/23	1,400,000.00	1,400,000.00	1,400,000.00	1.000000
Total Count 3			0.744	0.7439			4,400,000.00	4,400,000.00	4,400,000.00	1.000000

Treasury Note	Issuer	CUSIP	Coupon Rate	Yield Matur	Purchase Date	Maturity Date	Ending Par Val/Shares	Amor Value On 04/30/22	Ending Market Val	Ending Unit Price
Treasury Note	U.S. TREASURY	9128286U9	2.125	1.6000	12/02/19	05/15/22	10,000,000.00	10,026,040.76	10,006,400.00	1.000640
Treasury Note	U.S. TREASURY	9128282P4	1.875	0.5262	02/17/22	07/31/22	10,000,000.00	10,069,742.75	10,023,100.00	1.002310
Treasury Note	U.S. TREASURY	9128282S8	1.625	2.2322	05/01/19	08/31/22	5,000,000.00	4,984,988.45	5,007,050.00	1.001410

Treasury Note	U.S. TREASURY	91282CAX9	0.125	0.9229	02/17/22	11/30/22	10,000,000.00	9,940,603.54	9,914,800.00	0.991480
Treasury Note	U.S. TREASURY	91282CAF8	0.125	0.2500	06/23/21	08/15/23	10,000,000.00	9,981,296.78	9,714,800.00	0.971480
Treasury Note	U.S. TREASURY	9128284X5	2.750	1.6374	12/31/19	08/31/23	5,000,000.00	5,082,095.23	5,020,300.00	1.004060
Treasury Note	U.S. TREASURY	912828XX3	2.000	1.5701	10/18/19	06/30/24	5,000,000.00	5,052,498.31	4,922,250.00	0.984450
Treasury Note	U.S. TREASURY	912828YM6	1.500	2.8243	04/25/22	10/31/24	10,000,000.00	9,753,718.28	9,679,700.00	0.967970
Treasury Note	U.S. TREASURY	912828G38	2.250	1.6900	12/31/19	11/15/24	5,000,000.00	5,081,570.63	4,926,550.00	0.985310
Treasury Note	U.S. TREASURY	91282CBC4	0.375	0.4447	01/20/21	12/31/25	10,000,000.00	9,972,391.52	9,118,000.00	0.911800
Treasury Note	U.S. TREASURY	91282CCP4	0.625	0.6223	08/03/21	07/31/26	5,000,000.00	5,000,591.71	4,539,650.00	0.907930
Total Count 11			1.269	1.2239			85,000,000.00	84,945,537.96	82,872,600.00	0.974972

<i>US Sovereign Bond Guarnatee</i>	<i>Issuer</i>	<i>CUSIP</i>	<i>Coupon Rate</i>	<i>Yield Matur</i>	<i>Purchase Date</i>	<i>Maturity Date</i>	<i>Ending Par Val/Shares</i>	<i>Amor Value On 04/30/22</i>	<i>Ending Market Val</i>	<i>Ending Unit Price</i>
US Sovereign Bond Guarant	AID-ISRAEL	46513EGV8	5.500	2.5770	02/28/19	12/04/23	4,815,000.00	5,087,644.36	5,019,733.80	1.042520
Total Count 1			5.500	2.5770			4,815,000.00	5,087,644.36	5,019,733.80	1.042520

Investment Total			1.479	1.2374			847,784,382.25	852,558,895.31	818,690,859.28	0.965683
-------------------------	--	--	--------------	---------------	--	--	-----------------------	-----------------------	-----------------------	-----------------