

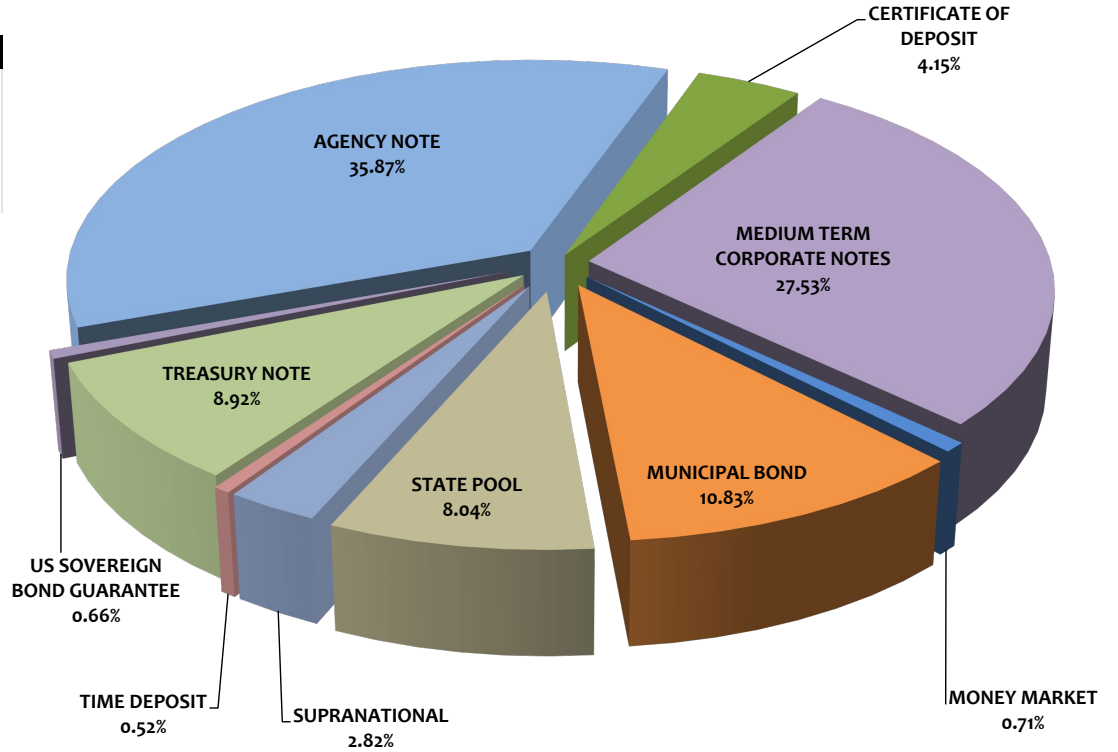
ASSET ALLOCATION

Assets	Current Par Value	Current Book Value	Market Value	Mkt/Book	Yield to Maturity
AGENCY NOTE	\$301,950,000	\$302,493,359	\$289,798,888	95.80%	0.99%
CERTIFICATE OF DEPOSIT	35,000,000	35,000,000	34,609,818	98.89%	1.83%
MEDIUM TERM CORPORATE NOTES	229,517,000	232,171,919	224,686,609	96.78%	1.56%
MONEY MARKET	6,000,000	6,000,000	6,000,000	100.00%	0.16%
MUNICIPAL BOND	89,985,000	91,317,309	88,124,705	96.50%	1.49%
STATE POOL	67,793,959	67,793,959	67,793,959	100.00%	0.42%
SUPRANATIONAL	23,600,000	23,771,266	22,885,794	96.28%	1.17%
TIME DEPOSIT	4,400,000	4,400,000	4,400,000	100.00%	0.57%
TREASURY NOTE	75,000,000	75,191,820	73,580,650	97.86%	1.02%
US SOVEREIGN BOND GUARANTEE	4,815,000	5,087,644	5,064,995	99.55%	2.58%
Totals	\$838,060,959	\$843,227,276	\$816,945,418	96.88%	1.20%

Pooled Portfolio Composition by Book Value

Portfolio Breakdown & Statistics

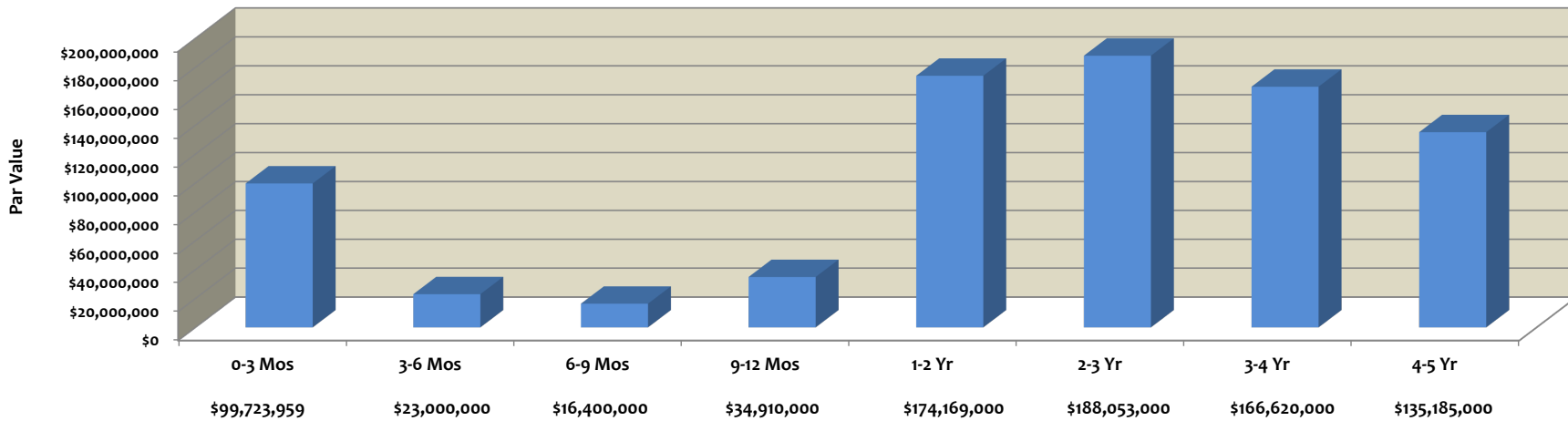
	March 31, 2022	March 31, 2021
AMORTIZED COST	\$843,227,276	\$649,117,517
AVERAGE DAYS TO MATURITY	834	858
CURRENT MONTH RETURN ON INVEST	1.18%	1.78%
EARNED INTEREST-CURR MONTH	\$836,446	\$989,197
EARNED INTEREST - FISCAL YTD	\$7,702,104	\$8,346,421



MATURITY DISTRIBUTION

Current Par Value	0-3 Mos	3-6 Mos	6-9 Mos	9-12 Mos	1-2 Yr	2-3 Yr	3-4 Yr	4-5 Yr	Totals
AGENCY NOTE	\$ 5,000,000		\$ 5,000,000	\$ 5,000,000	\$45,000,000	\$70,000,000	\$96,550,000	\$75,400,000	\$ 301,950,000.00
MEDIUM TERM CORPORATE NOTES		13,000,000	5,000,000	8,510,000	71,604,000	61,403,000	40,000,000	30,000,000	\$ 229,517,000.00
MONEY MARKET	6,000,000								\$ 6,000,000.00
STATE POOL	67,793,959								\$ 67,793,959.34
TIME DEPOSIT	1,600,000		1,400,000	1,400,000					\$ 4,400,000.00
TREASURY NOTE	10,000,000	10,000,000	5,000,000	10,000,000	15,000,000	10,000,000	10,000,000	5,000,000	\$ 75,000,000.00
CERTIFICATE OF DEPOSIT				5,000,000	10,000,000	20,000,000			\$ 35,000,000.00
MUNICIPAL BOND	9,330,000			5,000,000	17,750,000	21,650,000	15,070,000	21,185,000	\$ 89,985,000.00
SUPRANATIONAL					10,000,000	5,000,000	5,000,000	3,600,000	\$ 23,600,000.00
US SOVEREIGN BOND GUARANTEE					4,815,000				\$ 4,815,000.00
Totals	\$99,723,959	\$23,000,000	\$16,400,000	\$34,910,000	\$174,169,000	\$188,053,000	\$166,620,000	\$135,185,000	\$838,060,959
% of Portfolio	11.90%	2.74%	1.96%	4.17%	20.78%	22.44%	19.88%	16.13%	100.00%

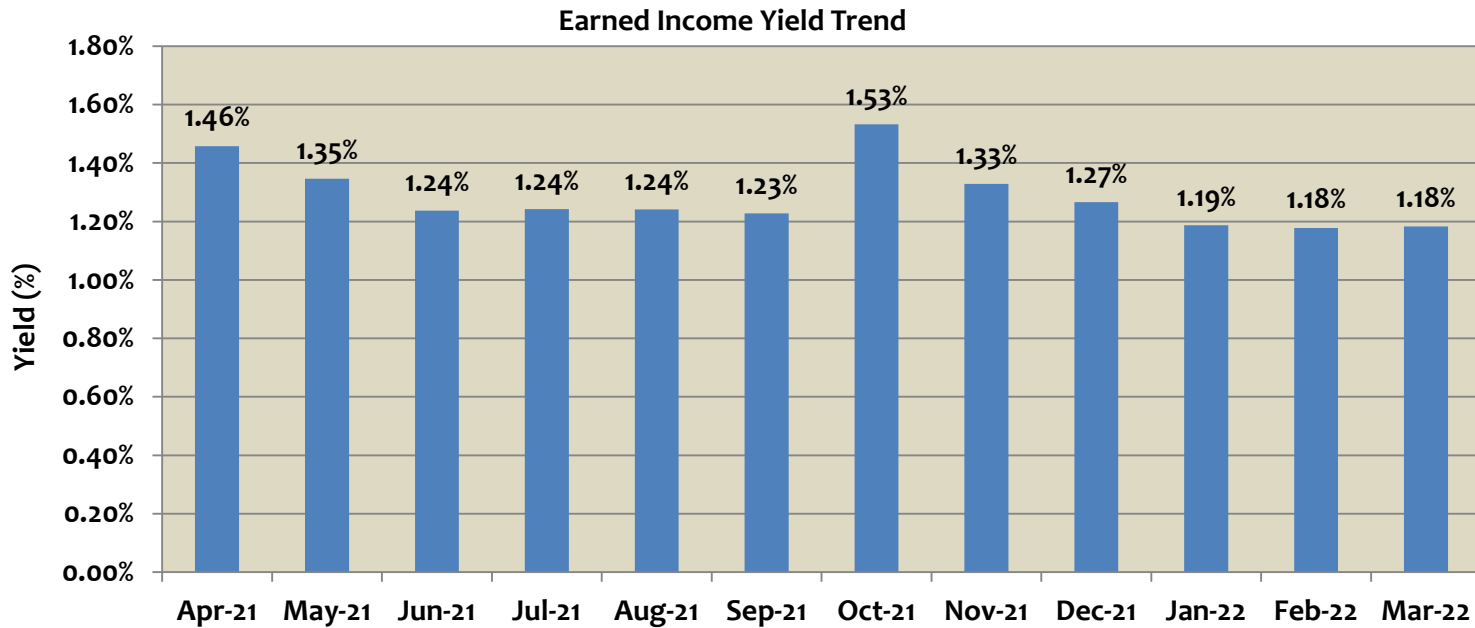
Maturity Distribution
March 31, 2022





PORTFOLIO - EARNED INCOME YIELD

Month	Earned Income Yield
Apr-21	1.46%
May-21	1.35%
Jun-21	1.24%
Jul-21	1.24%
Aug-21	1.24%
Sep-21	1.23%
Oct-21	1.53%
Nov-21	1.33%
Dec-21	1.27%
Jan-22	1.19%
Feb-22	1.18%
Mar-22	1.18%



In accordance with State Law, the Finance Director certifies that the securities held in the City Investment Portfolio, comply with City policies. The Finance Director further certifies that the City has Operating Funds available to meet its expenditure requirements for the next six months.

Amortized Cost - the total amount at which investments are carried on the City books. This amount includes the amortization and accretion of premiums and discounts, respectively.

Market Value - the total amount at which investments are being sold in the market. Market prices are provided by the Bank of New York.

Maturity Value - (also referred to as "par value") the total amount of the face or stated value of the investments at maturity.

Average Days to Maturity - the average time in days left in the maturity of the investments.

Monthly Yield - the rate of return on investments as expressed in a percentage.

Earned Interest - the amount of income realized by all investments.

Agency Note	Issuer	CUSIP	Coupon Rate	Yield Matur	Purchase Date	Maturity Date	Ending Par Val/Shares	Amor Value On 03/31/22	Ending Market Val	Ending Unit Price
Agency Note	FARMER MAC	31422XAT9	0.520	0.5200	03/02/21	12/15/25	5,000,000.00	5,000,000.00	4,684,000.00	0.936800
Agency Note	FARMER MAC	31422XLY6	0.900	0.9000	09/01/21	09/01/26	5,000,000.00	5,000,000.00	4,688,350.00	0.937670
Agency Note	FARMER MAC	31422XUU4	2.000	2.0000	02/25/22	02/25/27	10,000,000.00	10,000,000.00	9,736,900.00	0.973690
Agency Note	FED AG MORTGAGE CORPORATION	31422XMT6	0.930	0.9300	09/21/21	09/21/26	5,000,000.00	5,000,000.00	4,687,650.00	0.937530
Agency Note	FED FARM CREDIT BANK	3133EMHE5	0.170	0.1852	12/07/20	11/30/22	5,000,000.00	4,999,241.99	4,960,950.00	0.992190
Agency Note	FED FARM CREDIT BANK	3133EL3E2	0.320	0.3200	08/10/20	08/10/23	5,000,000.00	5,000,000.00	4,882,850.00	0.976570
Agency Note	FED FARM CREDIT BANK	3133EMN81	0.310	0.3100	06/29/21	12/29/23	5,000,000.00	5,000,000.00	4,852,900.00	0.970580
Agency Note	FED FARM CREDIT BANK	3133EKBW5	2.610	2.6100	02/27/19	02/27/24	5,000,000.00	5,000,000.00	5,045,200.00	1.009040
Agency Note	FED FARM CREDIT BANK	3133ELQ56	0.570	0.5700	07/02/20	07/02/24	5,000,000.00	5,000,000.00	4,800,850.00	0.960170
Agency Note	FED FARM CREDIT BANK	3133EKA63	1.600	1.6000	08/16/19	08/16/24	10,000,000.00	10,000,000.00	9,844,100.00	0.984410
Agency Note	FED FARM CREDIT BANK	3133EKP75	1.600	1.4076	10/04/19	09/17/24	5,000,000.00	5,023,547.79	4,915,950.00	0.983190
Agency Note	FED FARM CREDIT BANK	3133EMK92	0.580	0.5800	06/23/21	06/23/25	5,000,000.00	5,000,000.00	4,684,400.00	0.936880
Agency Note	FED FARM CREDIT BANK	3133ELZ80	0.580	0.5800	07/29/20	07/29/25	5,000,000.00	5,000,000.00	4,684,200.00	0.936840
Agency Note	FED FARM CREDIT BANK	3133EMAU6	0.500	0.5000	09/22/20	09/22/25	10,000,000.00	10,000,000.00	9,355,700.00	0.935570
Agency Note	FED FARM CREDIT BANK	3133EMCP5	0.520	0.5301	10/14/20	10/14/25	5,000,000.00	4,997,994.72	4,655,500.00	0.931100
Agency Note	FED FARM CREDIT BANK	3133EMSU7	0.800	0.8000	03/09/21	03/09/26	5,000,000.00	5,000,000.00	4,706,450.00	0.941290
Agency Note	FED FARM CREDIT BANK	3133ENFN5	1.540	1.5400	11/30/21	11/30/26	10,000,000.00	10,000,000.00	9,488,600.00	0.948860
Agency Note	FED FARM CREDIT BANK	3133ENHA1	1.500	1.5000	12/14/21	12/14/26	10,000,000.00	10,000,000.00	9,452,800.00	0.945280
Agency Note	FED HOME LOAN BANK	3130A3KM5	2.500	2.3160	12/27/17	12/09/22	5,000,000.00	5,009,040.34	5,038,500.00	1.007700
Agency Note	FED HOME LOAN BANK	3130ADRG9	2.750	2.5800	03/04/19	03/10/23	5,000,000.00	5,008,338.04	5,047,050.00	1.009410
Agency Note	FED HOME LOAN BANK	3130AFRW9	2.700	2.5516	02/26/19	08/28/23	5,000,000.00	5,010,851.73	5,046,700.00	1.009340
Agency Note	FED HOME LOAN BANK	3130ANES5	0.265	0.2650	07/29/21	12/29/23	10,000,000.00	10,000,000.00	9,706,200.00	0.970620
Agency Note	FED HOME LOAN BANK	3130AB3H7	2.375	0.8307	03/16/20	03/08/24	5,000,000.00	5,152,837.49	5,006,600.00	1.001320
Agency Note	FED HOME LOAN BANK	3130AoxE5	3.250	2.5800	03/08/19	03/08/24	5,000,000.00	5,064,892.01	5,089,650.00	1.017930
Agency Note	FED HOME LOAN BANK	3130AKWZ5	0.220	0.2200	02/24/21	05/24/24	5,000,000.00	5,000,000.00	4,799,300.00	0.959860
Agency Note	FED HOME LOAN BANK	3130AN3D0	0.450	0.4500	06/28/21	05/24/24	10,000,000.00	10,000,000.00	9,646,300.00	0.964630
Agency Note	FED HOME LOAN BANK	3130A2UW4	2.875	1.6639	10/24/19	09/13/24	5,000,000.00	5,147,686.66	5,052,650.00	1.010530
Agency Note	FED HOME LOAN BANK	3130APMK8	0.750	0.7500	11/16/21	09/16/24	10,000,000.00	10,000,000.00	9,631,200.00	0.963120
Agency Note	FED HOME LOAN BANK	3130A3GE8	2.750	1.7080	12/13/19	12/13/24	5,000,000.00	5,151,725.96	5,043,050.00	1.008610
Agency Note	FED HOME LOAN BANK	3130AMQW5	0.350	0.3500	06/16/21	12/16/24	10,000,000.00	10,000,000.00	9,555,600.00	0.955560
Agency Note	FED HOME LOAN BANK	3130AKMR4	0.330	0.3300	01/28/21	01/15/25	5,000,000.00	5,000,000.00	4,740,450.00	0.948090
Agency Note	FED HOME LOAN BANK	3130ALZV9	0.680	0.6800	04/29/21	04/29/25	5,000,000.00	5,000,000.00	4,762,600.00	0.952520
Agency Note	FED HOME LOAN BANK	3130AMX23	0.900	0.9000	06/30/21	12/30/25	6,550,000.00	6,550,000.00	6,191,846.00	0.945320
Agency Note	FED HOME LOAN BANK	3130AKN85	0.550	0.5652	01/20/21	01/20/26	5,000,000.00	4,996,991.56	4,633,000.00	0.926600
Agency Note	FED HOME LOAN BANK	3130AKPL4	0.550	0.5500	01/28/21	01/28/26	5,000,000.00	5,000,000.00	4,679,000.00	0.935800
Agency Note	FED HOME LOAN BANK	3130AKPC4	0.600	0.6000	01/28/21	01/28/26	5,000,000.00	5,000,000.00	4,681,900.00	0.936380
Agency Note	FED HOME LOAN BANK	3130ALV92	1.050	0.9484	04/01/21	03/30/26	5,000,000.00	4,997,993.89	4,760,100.00	0.952020
Agency Note	FED HOME LOAN BANK	3130ALYB4	0.700	1.1449	04/28/21	04/28/26	5,000,000.00	5,000,000.00	4,780,750.00	0.956150
Agency Note	FED HOME LOAN BANK	3130AMTW2	0.500	0.5000	06/30/21	06/30/26	5,000,000.00	5,000,000.00	4,705,450.00	0.941090
Agency Note	FED HOME LOAN BANK	3130AMWM0	0.500	0.9379	06/30/21	06/30/26	5,000,000.00	5,000,000.00	4,738,950.00	0.947790
Agency Note	FED HOME LOAN BANK	3130AMZN5	0.750	1.0447	06/30/21	06/30/26	5,000,000.00	5,000,000.00	4,720,300.00	0.944060
Agency Note	FED HOME LOAN BANK	3130ANBS8	0.930	0.9300	07/29/21	07/29/26	5,400,000.00	5,400,000.00	5,075,892.00	0.939980
Agency Note	FED HOME LOAN BANK	3130ANLZ1	0.900	0.9000	08/26/21	08/26/26	5,000,000.00	5,000,000.00	4,688,650.00	0.937730
Agency Note	FED HOME LOAN MORT CORP	3136G4YP2	0.720	0.7200	07/09/20	07/09/25	5,000,000.00	5,000,000.00	4,723,450.00	0.944690
Agency Note	FED HOME LOAN MORT CORP	3134GXCH5	0.600	0.6000	11/25/20	11/25/25	5,000,000.00	5,000,000.00	4,698,800.00	0.939760

Agency Note	FEDERAL NAT MORTGAGE ASSOC	3135G0T45	1.875	2.5955	12/27/18	04/05/22	5,000,000.00	4,982,217.12	5,000,950.00	1.000190
Agency Note	FEDERAL NAT MORTGAGE ASSOC	3135GA6K2	0.500	0.5000	12/30/20	06/30/25	5,000,000.00	5,000,000.00	4,686,150.00	0.937230
Agency Note	FEDERAL NAT MORTGAGE ASSOC	3136G4ZR7	0.700	0.7000	07/21/20	07/21/25	5,000,000.00	5,000,000.00	4,715,450.00	0.943090
Agency Note	FEDERAL NAT MORTGAGE ASSOC	3136G4N82	0.490	0.4900	08/21/20	08/21/25	10,000,000.00	10,000,000.00	9,345,200.00	0.934520
Agency Note	FEDERAL NAT MORTGAGE ASSOC	3135GA3W9	0.600	0.6000	11/25/20	11/25/25	5,000,000.00	5,000,000.00	4,679,850.00	0.935970
Total Count 50			1.046	0.9893			301,950,000.00	302,493,359.30	289,798,888.00	0.959758

<i>Certificate of Deposit</i>	<i>Issuer</i>	<i>CUSIP</i>	<i>Coupon Rate</i>	<i>Yield Matur</i>	<i>Purchase Date</i>	<i>Maturity Date</i>	<i>Ending Par Val/Shares</i>	<i>Amor Value On 03/31/22</i>	<i>Ending Market Val</i>	<i>Ending Unit Price</i>
Certificate of Deposit	GOLDMAN SACHS	38149MYT4	0.350	0.3500	08/25/21	08/25/23	5,000,000.00	5,000,000.00	4,868,184.50	0.973637
Certificate of Deposit	MORGAN STANLEY	61760A6Q7	1.850	1.8500	01/30/20	01/30/23	5,000,000.00	5,000,000.00	5,005,777.50	1.001156
Certificate of Deposit	MORGAN STANLEY	61768EBM4	1.650	1.6500	03/05/20	03/05/24	5,000,000.00	5,000,000.00	4,922,110.00	0.984422
Certificate of Deposit	MORGAN STANLEY	61690ULQ1	1.950	1.9711	10/10/19	10/10/24	5,000,000.00	5,000,000.00	4,926,136.00	0.985227
Certificate of Deposit	MORGAN STANLEY	61690UMT4	1.950	1.9711	10/31/19	10/31/24	5,000,000.00	5,000,000.00	4,923,451.50	0.984690
Certificate of Deposit	MORGAN STANLEY	61768EAQ6	1.800	1.8000	02/20/20	02/20/25	5,000,000.00	5,000,000.00	4,890,431.50	0.978086
Certificate of Deposit	WELLS FARGO BANK	949763WR3	3.350	3.3500	01/09/19	01/09/24	1,000,000.00	1,000,000.00	1,016,707.90	1.016708
Certificate of Deposit	WELLS FARGO BANK	949763WU6	3.200	3.2000	01/18/19	01/18/24	4,000,000.00	4,000,000.00	4,057,018.80	1.014255
Total Count 8			1.826	1.8317			35,000,000.00	35,000,000.00	34,609,817.70	0.988852

<i>Medium Term Corporate Note</i>	<i>Issuer</i>	<i>CUSIP</i>	<i>Coupon Rate</i>	<i>Yield Matur</i>	<i>Purchase Date</i>	<i>Maturity Date</i>	<i>Ending Par Val/Shares</i>	<i>Amor Value On 03/31/22</i>	<i>Ending Market Val</i>	<i>Ending Unit Price</i>
Medium Term Corporate Note	AIG GLOBAL FUNDING	00138CAS7	0.650	0.7000	06/22/21	06/17/24	4,970,000.00	4,963,852.20	4,730,893.30	0.951890
Medium Term Corporate Note	APPLE INC	037833BU3	2.850	2.7654	03/06/19	02/23/23	3,510,000.00	3,512,909.86	3,539,378.70	1.008370
Medium Term Corporate Note	APPLE INC	037833CU2	2.850	2.6366	05/21/19	05/11/24	5,000,000.00	5,025,654.50	5,044,800.00	1.008960
Medium Term Corporate Note	BANK OF AMERICA	06053FAA7	4.100	0.3500	07/01/21	07/24/23	4,654,000.00	4,914,873.90	4,758,203.06	1.022390
Medium Term Corporate Note	BANK OF AMERICA	06048WM31	1.250	1.2500	05/28/21	05/28/26	5,000,000.00	5,000,000.00	4,654,800.00	0.930960
Medium Term Corporate Note	BANK OF AMERICA	06048WM31	1.250	1.2500	05/28/21	05/28/26	5,000,000.00	5,000,000.00	4,654,800.00	0.930960
Medium Term Corporate Note	BANK OF AMERICA	06048WP20	1.250	1.2500	09/24/21	09/24/26	5,000,000.00	5,000,000.00	4,598,850.00	0.919770
Medium Term Corporate Note	BANK OF NEW YORK	06406HCS6	3.650	3.1079	03/01/19	02/04/24	2,950,000.00	2,980,777.30	3,003,424.50	1.018110
Medium Term Corporate Note	BANK OF NEW YORK	06406RBA4	2.050	2.2980	02/22/22	01/26/27	5,000,000.00	4,949,902.78	4,824,550.00	0.964910
Medium Term Corporate Note	BERKSHIRE HATHAWAY INC.	084670BR8	2.750	3.3102	12/18/18	03/15/23	5,000,000.00	4,972,668.01	5,035,050.00	1.007010
Medium Term Corporate Note	CATERPILLAR FINL SVCS CORP	14913R2L0	0.450	1.1400	01/28/22	05/17/24	5,000,000.00	4,926,237.50	4,786,450.00	0.957290
Medium Term Corporate Note	CATERPILLAR, INC.	14913QAA7	2.400	2.6510	01/29/18	06/06/22	5,000,000.00	4,993,807.75	5,009,150.00	1.001830
Medium Term Corporate Note	CHEVRON CORP	166764AB6	2.355	1.7642	01/24/20	12/05/22	5,000,000.00	5,029,155.90	5,020,650.00	1.004130
Medium Term Corporate Note	CHEVRON CORP	166764AH3	3.191	3.5000	11/26/18	06/24/23	5,000,000.00	4,977,611.72	5,056,050.00	1.011210
Medium Term Corporate Note	CREDIT SUISSE	22550L2D2	1.000	0.2800	02/08/21	05/05/23	5,000,000.00	5,053,849.14	4,926,250.00	0.985250
Medium Term Corporate Note	EQUITABLE FINANCIAL LIFE	29449WAC1	0.500	0.8801	12/13/21	11/17/23	5,000,000.00	4,965,555.56	4,825,500.00	0.965100
Medium Term Corporate Note	ESTEE LAUDER CO	29736RAE0	2.350	2.4200	05/17/19	08/15/22	5,000,000.00	4,998,270.35	5,015,800.00	1.003160
Medium Term Corporate Note	EXXON MOBIL CORPORATION	30231GBH4	2.992	1.3664	05/15/20	03/19/25	5,000,000.00	5,238,114.45	5,030,050.00	1.006010
Medium Term Corporate Note	FLORIDA POWER & LIGHT	341081FZ5	2.850	0.9313	06/01/20	04/01/25	5,000,000.00	5,329,612.62	5,013,850.00	1.002770
Medium Term Corporate Note	HARVARD PRES & FELLOWS	740816AJ2	2.300	2.3860	05/24/19	10/01/23	4,000,000.00	3,993,319.90	3,990,880.00	0.997720
Medium Term Corporate Note	HSBC USA INC	40434CAD7	3.500	2.1493	10/23/19	06/23/24	5,000,000.00	5,163,529.02	5,052,500.00	1.010500
Medium Term Corporate Note	JP MORGAN CHASE	48130UWA9	0.750	0.7500	05/11/21	12/11/24	5,000,000.00	5,000,000.00	4,618,400.00	0.923680
Medium Term Corporate Note	JP MORGAN CHASE	46632FRU1	0.700	0.7000	01/22/21	01/22/26	5,000,000.00	5,000,000.00	4,501,800.00	0.900360
Medium Term Corporate Note	LLOYDS BANK	53944VAH2	3.500	0.7800	02/03/21	05/14/25	5,000,000.00	5,468,654.62	5,010,300.00	1.002060
Medium Term Corporate Note	MASSMUTUAL GLOBAL FUND	57629WCU2	0.850	0.3100	03/02/21	06/09/23	5,000,000.00	5,040,374.76	4,914,350.00	0.982870
Medium Term Corporate Note	MET LIFE GLOB	59217GER6	1.875	2.3800	02/24/22	01/11/27	5,000,000.00	4,895,447.92	4,704,100.00	0.940820
Medium Term Corporate Note	NEW YORK LIFE	64952WDG5	2.875	2.7501	04/26/19	04/10/24	5,000,000.00	5,014,984.65	5,014,750.00	1.002950
Medium Term Corporate Note	NEW YORK LIFE	64952WDL4	2.000	1.1600	12/29/21	01/22/25	7,500,000.00	7,685,224.07	7,281,450.00	0.970860
Medium Term Corporate Note	NOVARTIS CAPITAL CORP	66989HAE8	2.400	1.6500	01/23/20	09/21/22	5,000,000.00	5,018,596.23	5,021,050.00	1.004210
Medium Term Corporate Note	PACIFIC LIFE	6944PL2C2	0.500	0.3252	09/17/21	09/23/23	5,000,000.00	5,013,064.92	4,858,000.00	0.971600
Medium Term Corporate Note	PRICOA GLOBAL FUNDING	741531FA0	3.450	3.1799	02/04/19	09/01/23	5,000,000.00	5,019,633.61	5,062,400.00	1.012480
Medium Term Corporate Note	PRINCIPAL LFE GLB FND II	74256LEE5	1.250	0.7601	01/12/21	06/23/25	5,000,000.00	5,084,436.91	4,693,200.00	0.938640

Medium Term Corporate Note	PROTECTIVE LIFE	74368CBC7	1.618	1.1220	09/07/21	04/15/26	5,000,000.00	5,108,538.70	4,697,700.00	0.939540
Medium Term Corporate Note	ROYAL BANK OF CANADA	78015K7L2	0.425	0.5000	03/02/21	01/19/24	5,000,000.00	4,992,545.80	4,828,550.00	0.965710
Medium Term Corporate Note	ROYAL BANK OF CANADA	78015K7H1	1.150	1.2500	10/26/21	06/10/25	10,000,000.00	9,965,858.64	9,448,800.00	0.944880
Medium Term Corporate Note	SANOFI PHARMACEUTICAL	801060AC8	3.375	1.6725	02/06/20	06/19/23	5,000,000.00	5,125,582.81	5,068,150.00	1.013630
Medium Term Corporate Note	SHELL INTERNATIONAL FIN	822582BZ4	3.500	1.7172	02/05/20	11/13/23	5,000,000.00	5,174,513.57	5,094,400.00	1.018880
Medium Term Corporate Note	SHELL INTERNATIONAL FIN	822582CC4	2.000	2.0998	11/14/19	11/07/24	5,000,000.00	4,985,559.24	4,938,550.00	0.987710
Medium Term Corporate Note	TOYOTA MOTOR CREDIT CORP	89236TCQ6	2.800	3.1012	04/19/18	07/13/22	3,000,000.00	2,995,551.07	3,012,000.00	1.004000
Medium Term Corporate Note	TOYOTA MOTOR CREDIT CORP	89236TDW2	2.900	0.6042	04/13/21	04/17/24	3,933,000.00	4,156,699.01	3,958,879.14	1.006580
Medium Term Corporate Note	TOYOTA MOTOR CREDIT CORP	89236TGT6	1.800	1.8000	02/13/20	02/13/25	5,000,000.00	5,000,000.00	4,859,050.00	0.971810
Medium Term Corporate Note	TOYOTA MOTOR CREDIT CORP	89236THY4	0.700	0.7000	01/20/21	01/20/26	5,000,000.00	5,000,000.00	4,501,300.00	0.900260
Medium Term Corporate Note	UBS FINANCE DELAWARE	902674YF1	0.375	0.3200	06/14/21	06/01/23	5,000,000.00	5,004,108.80	4,898,850.00	0.979770
Medium Term Corporate Note	US BANK NA CINCINNATI	90331HNV1	3.400	3.4812	11/26/18	07/24/23	5,000,000.00	4,995,487.86	5,069,150.00	1.013830
Medium Term Corporate Note	US BANK NA CINCINNATI	90331HMS9	2.800	0.6414	11/25/20	01/27/25	5,000,000.00	5,320,179.88	4,999,350.00	0.999870
Medium Term Corporate Note	WAL-MART STORES	931142EL3	2.850	1.8859	10/01/19	07/08/24	5,000,000.00	5,117,173.54	5,060,200.00	1.012040
Total Count 46			2.054	1.5588			229,517,000.00	232,171,919.07	224,686,608.70	0.978954

Money Market	Issuer	CUSIP	Coupon Rate	Yield Matur	Purchase Date	Maturity Date	Ending Par Val/Shares	Amor Value On 03/31/22	Ending Market Val	Ending Unit Price
Money Market	FIDELITY INVESTMENTS		0.164	0.1643	12/10/90	Open	6,000,000.00	6,000,000.00	6,000,000.00	1.000000
Total Count 1			0.164	0.1643			6,000,000.00	6,000,000.00	6,000,000.00	1.000000

Municipal Bond	Issuer	CUSIP	Coupon Rate	Yield Matur	Purchase Date	Maturity Date	Ending Par Val/Shares	Amor Value On 03/31/22	Ending Market Val	Ending Unit Price
Municipal Bond	ANTELOPE VALLY UNION HIGH	036717MN3	2.396	0.8301	10/30/20	08/01/25	1,775,000.00	1,870,685.75	1,756,380.25	0.989510
Municipal Bond	CALIFORNIA DEPT WATER RESOURCE	13066YTZ2	2.000	2.0000	06/06/19	05/01/22	4,000,000.00	4,000,000.00	4,003,200.00	1.000800
Municipal Bond	CHAFFEY COMMUNITY COLLEGE	157432LM5	1.421	0.8621	08/17/21	06/01/26	2,885,000.00	2,956,016.50	2,733,306.70	0.947420
Municipal Bond	CITY OF VALLEJO	919259BL4	1.469	1.4690	03/31/20	05/01/23	1,500,000.00	1,500,000.00	1,487,475.00	0.991650
Municipal Bond	COUNTY OF RIVERSIDE CA	76913CAZ2	2.667	2.2601	05/06/20	02/15/25	5,000,000.00	5,058,687.44	4,958,100.00	0.991620
Municipal Bond	COUNTY OF WESTCHESTER NY	95736VAY8	0.750	0.7456	11/05/20	07/01/25	1,940,000.00	1,940,295.14	1,814,870.00	0.935500
Municipal Bond	GOLDEN STATE TOBACCO	38122NA85	1.600	1.3104	10/12/21	06/01/26	2,000,000.00	2,025,230.19	1,871,240.00	0.935620
Municipal Bond	LOS ALTOS SCHOOL DIST	544290JH3	1.000	0.5501	06/10/21	10/01/24	5,000,000.00	5,066,834.96	4,808,800.00	0.961760
Municipal Bond	LOS ANGELES UNIFIED SCHOOL DIST	544647FB1	1.245	1.3763	01/28/22	07/01/25	3,355,000.00	3,343,437.83	3,182,653.65	0.948630
Municipal Bond	NEW YORK STATE DORMITORY	64990FD27	0.267	0.2670	06/23/21	03/15/23	1,000,000.00	1,000,000.00	980,640.00	0.980640
Municipal Bond	NEW YORK STATE DORMITORY	64990FD43	0.887	0.8870	06/23/21	03/15/25	1,650,000.00	1,650,000.00	1,552,006.50	0.940610
Municipal Bond	NEW YORK STATE URBAN DEV	650036AR7	0.720	0.7200	06/25/20	03/15/23	1,250,000.00	1,250,000.00	1,235,225.00	0.988180
Municipal Bond	NEW YORK STATE URBAN DEV	64985TAY7	2.020	2.0200	10/30/19	03/15/24	5,000,000.00	5,000,000.00	4,931,100.00	0.986220
Municipal Bond	STATE OF CALIFORNIA	13063DAD0	2.367	2.0004	03/26/20	04/01/22	5,330,000.00	5,339,674.01	5,330,000.00	1.000000
Municipal Bond	STATE OF CALIFORNIA	13063DDG0	2.250	2.8401	01/22/19	10/01/23	5,000,000.00	4,943,023.56	5,003,500.00	1.000700
Municipal Bond	STATE OF CALIFORNIA	13063DLZ9	3.000	2.5002	05/01/19	04/01/24	5,000,000.00	5,060,203.73	5,047,300.00	1.009460
Municipal Bond	STATE OF CALIFORNIA	13063DRD2	2.375	1.0560	10/04/21	10/01/26	9,900,000.00	10,535,262.38	9,742,788.00	0.984120
Municipal Bond	STATE OF CONNECTICUT	20772KAE9	2.990	1.9630	10/17/19	01/15/23	5,000,000.00	5,050,602.45	5,051,450.00	1.010290
Municipal Bond	STATE OF HAWAII	419792YR1	0.893	0.8930	08/20/21	08/01/26	6,400,000.00	6,400,000.00	5,896,000.00	0.921250
Municipal Bond	STATE OF WISCONSIN	977100CZ7	2.049	2.0490	03/25/20	05/01/23	4,000,000.00	4,000,000.00	4,003,760.00	1.000940
Municipal Bond	TEXAS A&M UNIVERSITY	88213AKA2	2.349	1.6402	01/23/20	05/15/23	5,000,000.00	5,052,296.84	5,024,300.00	1.004860
Municipal Bond	TEXAS A&M UNIVERSITY	88213ALV5	2.877	1.0002	05/15/20	05/15/25	3,000,000.00	3,193,180.99	3,010,860.00	1.003620
Municipal Bond	UNIVERSITY OF CALIFORNIA	91412HGE7	0.883	0.4113	02/02/21	05/15/25	5,000,000.00	5,081,877.06	4,699,750.00	0.939950
Total Count 23			1.944	1.4877			89,985,000.00	91,317,308.83	88,124,705.10	0.979327

State Pool	Issuer	CUSIP	Coupon Rate	Yield Matur	Purchase Date	Maturity Date	Ending Par Val/Shares	Amor Value On 03/31/22	Ending Market Val	Ending Unit Price
State Pool	STATE OF CALIFORNIA		0.420	0.4200	01/01/88	Open	48,322,523.71	48,322,523.71	48,322,523.71	1.000000
State Pool	STATE OF CALIFORNIA		0.420	0.4200	11/30/01	Open	19,471,435.63	19,471,435.63	19,471,435.63	1.000000
Total Count 2			0.420	0.4200			67,793,959.34	67,793,959.34	67,793,959.34	1.000000

<i>Supranational</i>	<i>Issuer</i>	<i>CUSIP</i>	<i>Coupon Rate</i>	<i>Yield Matur</i>	<i>Purchase Date</i>	<i>Maturity Date</i>	<i>Ending Par Val/Shares</i>	<i>Amor Value On 03/31/22</i>	<i>Ending Market Val</i>	<i>Ending Unit Price</i>
Supranational	INTER AMERICAN DEVELOPMNT BANK	4581X0CF3	3.000	0.2411	02/01/21	02/21/24	5,000,000.00	5,275,064.82	5,061,250.00	1.012250
Supranational	INTER AMERICAN DEVELOPMNT BANK	4581X0DK1	1.750	0.5597	05/13/21	03/14/25	5,000,000.00	5,176,811.43	4,891,450.00	0.978290
Supranational	INTL BK RECON & DEVELOP	459058FF5	1.750	2.6580	02/01/19	04/19/23	5,000,000.00	4,933,667.71	4,990,900.00	0.998180
Supranational	INTL BK RECON & DEVELOP	45906M2L4	0.650	0.7336	07/30/21	02/24/26	5,000,000.00	4,983,545.73	4,656,150.00	0.931230
Supranational	INTL BK RECON & DEVELOP	459058JT1	0.850	2.0199	02/18/22	02/10/27	3,600,000.00	3,402,176.00	3,286,044.00	0.912790
Total Count 5			1.668	1.1699			23,600,000.00	23,771,265.69	22,885,794.00	0.969737

<i>Time Deposit</i>	<i>Issuer</i>	<i>CUSIP</i>	<i>Coupon Rate</i>	<i>Yield Matur</i>	<i>Purchase Date</i>	<i>Maturity Date</i>	<i>Ending Par Val/Shares</i>	<i>Amor Value On 03/31/22</i>	<i>Ending Market Val</i>	<i>Ending Unit Price</i>
Time Deposit	PREMIER VALLEY BANK		0.190	0.1898	05/13/21	05/12/22	1,600,000.00	1,600,000.00	1,600,000.00	1.000000
Time Deposit	PREMIER VALLEY BANK		1.931	1.9313	03/31/22	09/29/22	1,400,000.00	1,400,000.00	1,400,000.00	1.000000
Time Deposit	PREMIER VALLEY BANK		0.190	0.1898	01/13/22	01/12/23	1,400,000.00	1,400,000.00	1,400,000.00	1.000000
Total Count 3			0.570	0.5697			4,400,000.00	4,400,000.00	4,400,000.00	1.000000

<i>Treasury Note</i>	<i>Issuer</i>	<i>CUSIP</i>	<i>Coupon Rate</i>	<i>Yield Matur</i>	<i>Purchase Date</i>	<i>Maturity Date</i>	<i>Ending Par Val/Shares</i>	<i>Amor Value On 03/31/22</i>	<i>Ending Market Val</i>	<i>Ending Unit Price</i>
Treasury Note	U.S. TREASURY	9128286U9	2.125	1.6000	12/02/19	05/15/22	10,000,000.00	10,026,040.76	10,021,900.00	1.002190
Treasury Note	U.S. TREASURY	9128282P4	1.875	0.5262	02/17/22	07/31/22	10,000,000.00	10,069,742.75	10,036,300.00	1.003630
Treasury Note	U.S. TREASURY	9128282S8	1.625	2.2322	05/01/19	08/31/22	5,000,000.00	4,984,988.45	5,014,450.00	1.002890
Treasury Note	U.S. TREASURY	91282CAX9	0.125	0.9229	02/17/22	11/30/22	10,000,000.00	9,940,603.54	9,922,700.00	0.992270
Treasury Note	U.S. TREASURY	91282CAF8	0.125	0.2500	06/23/21	08/15/23	10,000,000.00	9,981,296.78	9,741,400.00	0.974140
Treasury Note	U.S. TREASURY	9128284X5	2.750	1.6374	12/31/19	08/31/23	5,000,000.00	5,082,095.23	5,048,050.00	1.009610
Treasury Note	U.S. TREASURY	912828XX3	2.000	1.5701	10/18/19	06/30/24	5,000,000.00	5,052,498.31	4,957,800.00	0.991560
Treasury Note	U.S. TREASURY	912828G38	2.250	1.6900	12/31/19	11/15/24	5,000,000.00	5,081,570.63	4,972,850.00	0.994570
Treasury Note	U.S. TREASURY	91282CBC4	0.375	0.4447	01/20/21	12/31/25	10,000,000.00	9,972,391.52	9,245,300.00	0.924530
Treasury Note	U.S. TREASURY	91282CCP4	0.625	0.6223	08/03/21	07/31/26	5,000,000.00	5,000,591.71	4,619,900.00	0.923980
Total Count 10			1.239	1.0178			75,000,000.00	75,191,819.68	73,580,650.00	0.981075

<i>US Sovereign Bond Guaratee</i>	<i>Issuer</i>	<i>CUSIP</i>	<i>Coupon Rate</i>	<i>Yield Matur</i>	<i>Purchase Date</i>	<i>Maturity Date</i>	<i>Ending Par Val/Shares</i>	<i>Amor Value On 03/31/22</i>	<i>Ending Market Val</i>	<i>Ending Unit Price</i>
US Sovereign Bond Guarant	AID-ISRAEL	46513EGV8	5.500	2.5770	02/28/19	12/04/23	4,815,000.00	5,087,644.36	5,064,994.80	1.051920
Total Count 1			5.500	2.5770			4,815,000.00	5,087,644.36	5,064,994.80	1.051920

Investment Total			1.456	1.1983			838,060,959.34	843,227,276.27	816,945,417.64	0.974804
-------------------------	--	--	--------------	---------------	--	--	-----------------------	-----------------------	-----------------------	-----------------