

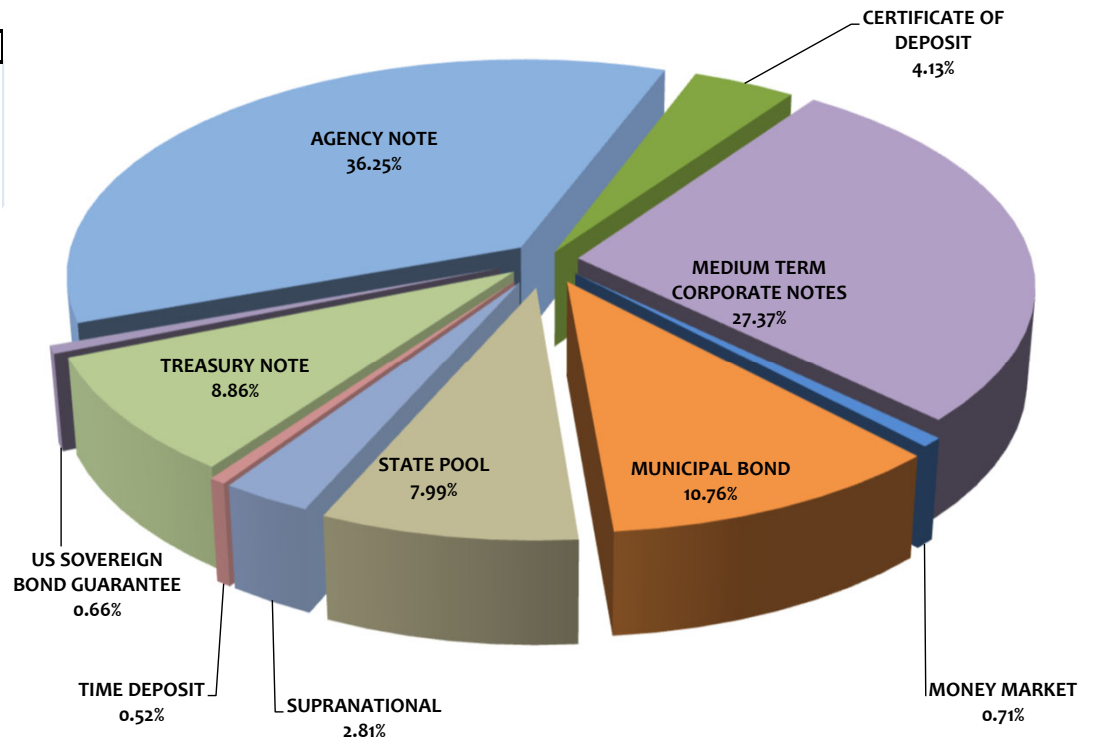
ASSET ALLOCATION

Assets	Current Par Value	Current Book Value	Market Value	Mkt/Book	Yield to Maturity
AGENCY NOTE	\$306,950,000	\$307,584,662	\$301,149,317	97.91%	1.01%
CERTIFICATE OF DEPOSIT	35,000,000	35,000,000	35,168,401	100.48%	1.83%
MEDIUM TERM CORPORATE NOTES	229,517,000	232,226,460	228,529,787	98.41%	1.56%
MONEY MARKET	6,000,000	6,000,000	6,000,000	100.00%	0.01%
MUNICIPAL BOND	89,985,000	91,317,309	89,946,667	98.50%	1.49%
STATE POOL	67,793,959	67,793,959	67,793,959	100.00%	0.31%
SUPRANATIONAL	23,600,000	23,800,447	23,357,530	98.14%	1.17%
TIME DEPOSIT	4,400,000	4,400,000	4,400,000	100.00%	0.14%
TREASURY NOTE	75,000,000	75,191,820	74,408,950	98.96%	1.02%
US SOVEREIGN BOND GUARANTEE	4,815,000	5,087,644	5,151,376	101.25%	2.58%
Totals	\$843,060,959	\$848,402,301	\$835,905,986	98.53%	1.19%

Pooled Portfolio Composition by Book Value

Portfolio Breakdown & Statistics

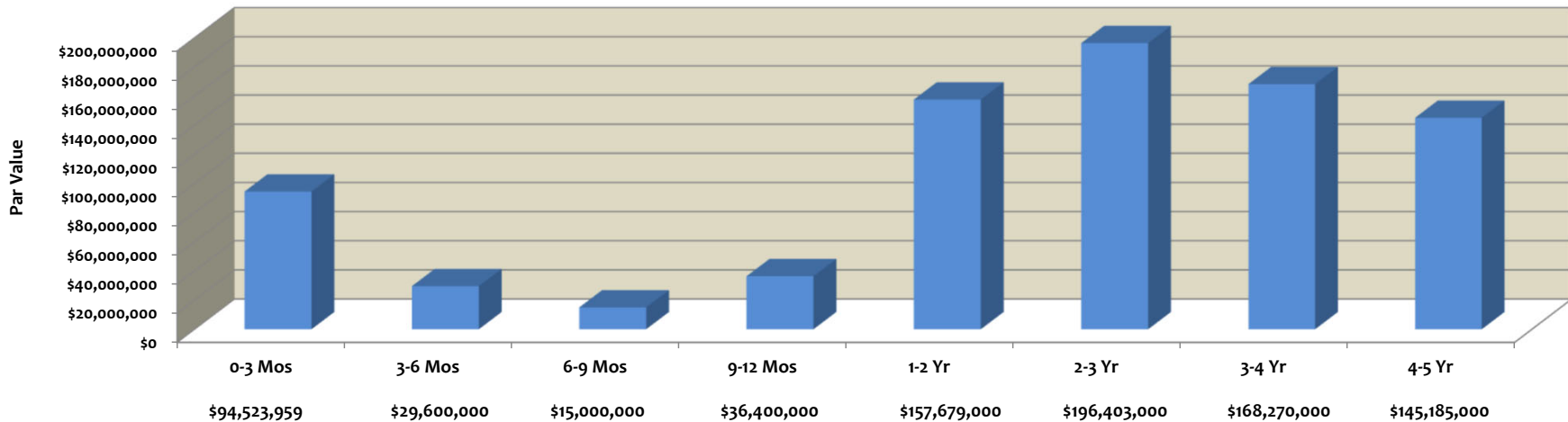
	February 28, 2022	February 28, 2021
AMORTIZED COST	\$848,402,301	\$664,211,590
AVERAGE DAYS TO MATURITY	858	839
CURRENT MONTH RETURN ON INVEST	1.18%	1.47%
EARNED INTEREST-CURR MONTH	\$791,457	\$798,771
EARNED INTEREST - FISCAL YTD	\$6,865,659	\$7,357,224



MATURITY DISTRIBUTION

Current Par Value	0-3 Mos	3-6 Mos	6-9 Mos	9-12 Mos	1-2 Yr	2-3 Yr	3-4 Yr	4-5 Yr	Totals
AGENCY NOTE	\$ 10,000,000			\$ 10,000,000	\$30,000,000	\$85,000,000	\$91,550,000	\$80,400,000	\$ 306,950,000.00
MEDIUM TERM CORPORATE NOTES		8,000,000	10,000,000	5,000,000	75,114,000	61,403,000	40,000,000	30,000,000	\$ 229,517,000.00
MONEY MARKET	6,000,000	-	-	-	-	-	-	-	\$ 6,000,000.00
STATE POOL	67,793,959	-	-	-	-	-	-	-	\$ 67,793,959.34
TIME DEPOSIT	1,400,000	1,600,000	-	1,400,000	-	-	-	-	\$ 4,400,000.00
TREASURY NOTE	-	20,000,000	5,000,000	10,000,000	15,000,000	10,000,000	10,000,000	5,000,000	\$ 75,000,000.00
CERTIFICATE OF DEPOSIT	-	-	-	5,000,000	10,000,000	15,000,000	5,000,000	-	\$ 35,000,000.00
MUNICIPAL BOND	9,330,000	-	-	5,000,000	17,750,000	20,000,000	16,720,000	21,185,000	\$ 89,985,000.00
SUPRANATIONAL	-	-	-	-	5,000,000	5,000,000	5,000,000	8,600,000	\$ 23,600,000.00
US SOVEREIGN BOND GUARANTEE	-	-	-	-	4,815,000	-	-	-	\$ 4,815,000.00
Totals	\$94,523,959	\$29,600,000	\$15,000,000	\$36,400,000	\$157,679,000	\$196,403,000	\$168,270,000	\$145,185,000	\$843,060,959
% of Portfolio	11.21%	3.51%	1.78%	4.32%	18.70%	23.30%	19.96%	17.22%	100.00%

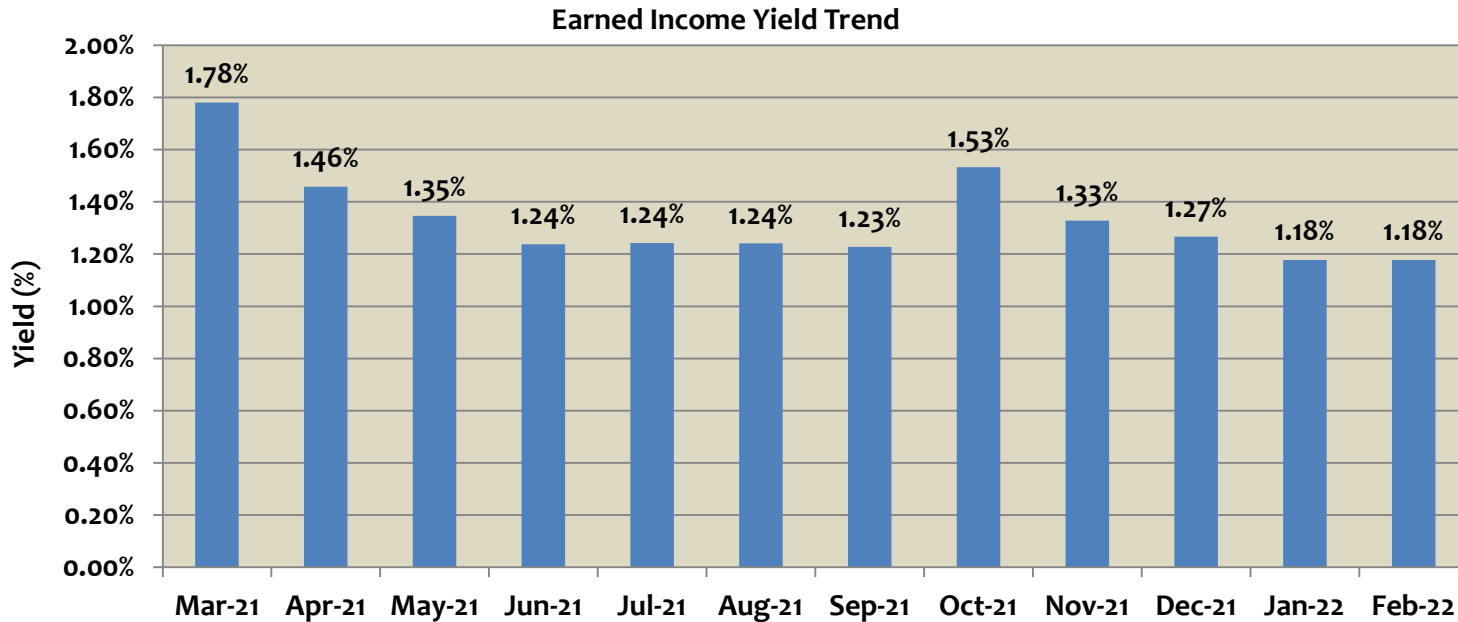
Maturity Distribution
February 28, 2022





PORTFOLIO - EARNED INCOME YIELD

Month	Earned Income Yield
Mar-21	1.78%
Apr-21	1.46%
May-21	1.35%
Jun-21	1.24%
Jul-21	1.24%
Aug-21	1.24%
Sep-21	1.23%
Oct-21	1.53%
Nov-21	1.33%
Dec-21	1.27%
Jan-22	1.18%
Feb-22	1.18%



In accordance with State Law, the Finance Director certifies that the securities held in the City Investment Portfolio, comply with City policies. The Finance Director further certifies that the City has Operating Funds available to meet its expenditure requirements for the next six months.

Amortized Cost - the total amount at which investments are carried on the City books. This amount includes the amortization and accretion of premiums and discounts, respectively.

Market Value - the total amount at which investments are being sold in the market. Market prices are provided by the Bank of New York.

Maturity Value - (also referred to as "par value") the total amount of the face or stated value of the investments at maturity.

Average Days to Maturity - the average time in days left in the maturity of the investments.

Monthly Yield - the rate of return on investments as expressed in a percentage.

Earned Interest - the amount of income realized by all investments.

Agency Note	Issuer	CUSIP	Coupon Rate	Yield Matur	Purchase Date	Maturity Date	Ending Par Val/Shares	Amor Value On 02/28/22	Ending Market Val	Ending Unit Price
Agency Note	FARMER MAC	31422XAT9	0.520	0.5200	03/02/21	12/15/25	5,000,000.00	5,000,000.00	4,808,250.00	0.961650
Agency Note	FARMER MAC	31422XLY6	0.900	0.9000	09/01/21	09/01/26	5,000,000.00	5,000,000.00	4,825,700.00	0.965140
Agency Note	FARMER MAC	31422XUU4	2.000	2.0000	02/25/22	02/25/27	10,000,000.00	10,000,000.00	10,000,600.00	1.000060
Agency Note	FED AG MORTGAGE CORPORATION	31422XMT6	0.930	0.9300	09/21/21	09/21/26	5,000,000.00	5,000,000.00	4,852,550.00	0.970510
Agency Note	FED FARM CREDIT BANK	3133EMHE5	0.170	0.1852	12/07/20	11/30/22	5,000,000.00	4,999,241.99	4,972,300.00	0.994460
Agency Note	FED FARM CREDIT BANK	3133EL3E2	0.320	0.3200	08/10/20	08/10/23	5,000,000.00	5,000,000.00	4,925,350.00	0.985070
Agency Note	FED FARM CREDIT BANK	3133EMN81	0.310	0.3100	06/29/21	12/29/23	5,000,000.00	5,000,000.00	4,913,000.00	0.982600
Agency Note	FED FARM CREDIT BANK	3133EKBW5	2.610	2.6100	02/27/19	02/27/24	5,000,000.00	5,000,000.00	5,111,950.00	1.022390
Agency Note	FED FARM CREDIT BANK	3133ELQ56	0.570	0.5700	07/02/20	07/02/24	5,000,000.00	5,000,000.00	4,877,750.00	0.975550
Agency Note	FED FARM CREDIT BANK	3133EKA63	1.600	1.6000	08/16/19	08/16/24	10,000,000.00	10,000,000.00	10,013,800.00	1.001380
Agency Note	FED FARM CREDIT BANK	3133EKP75	1.600	1.4076	10/04/19	09/17/24	5,000,000.00	5,028,159.06	4,997,400.00	0.999480
Agency Note	FED FARM CREDIT BANK	3133EMK92	0.580	0.5800	06/23/21	06/23/25	5,000,000.00	5,000,000.00	4,801,300.00	0.960260
Agency Note	FED FARM CREDIT BANK	3133ELZ80	0.580	0.5800	07/29/20	07/29/25	5,000,000.00	5,000,000.00	4,797,050.00	0.959410
Agency Note	FED FARM CREDIT BANK	3133EMAU6	0.500	0.5000	09/22/20	09/22/25	10,000,000.00	10,000,000.00	9,589,500.00	0.958950
Agency Note	FED FARM CREDIT BANK	3133EMCP5	0.520	0.5301	10/14/20	10/14/25	5,000,000.00	4,997,994.72	4,773,650.00	0.954730
Agency Note	FED FARM CREDIT BANK	3133EMSU7	0.800	0.8000	03/09/21	03/09/26	5,000,000.00	5,000,000.00	4,833,650.00	0.966730
Agency Note	FED FARM CREDIT BANK	3133ENFN5	1.540	1.5400	11/30/21	11/30/26	10,000,000.00	10,000,000.00	9,820,100.00	0.982010
Agency Note	FED FARM CREDIT BANK	3133ENHA1	1.500	1.5000	12/14/21	12/14/26	10,000,000.00	10,000,000.00	9,823,700.00	0.982370
Agency Note	FED HOME LOAN BANK	313378WG2	2.500	2.4593	03/12/19	03/11/22	5,000,000.00	5,001,006.29	5,003,500.00	1.000700
Agency Note	FED HOME LOAN BANK	3130A3KM5	2.500	2.3160	12/27/17	12/09/22	5,000,000.00	5,009,040.34	5,057,300.00	1.011460
Agency Note	FED HOME LOAN BANK	3130ADRG9	2.750	2.5800	03/04/19	03/10/23	5,000,000.00	5,012,427.59	5,087,700.00	1.017540
Agency Note	FED HOME LOAN BANK	3130AFRW9	2.700	2.5516	02/26/19	08/28/23	5,000,000.00	5,010,851.73	5,102,950.00	1.020590
Agency Note	FED HOME LOAN BANK	3130ANES5	0.265	0.2650	07/29/21	12/29/23	10,000,000.00	10,000,000.00	9,826,500.00	0.982650
Agency Note	FED HOME LOAN BANK	3130AB3H7	2.375	0.8307	03/16/20	03/08/24	5,000,000.00	5,190,652.56	5,093,100.00	1.018620
Agency Note	FED HOME LOAN BANK	3130AoXE5	3.250	2.5800	03/08/19	03/08/24	5,000,000.00	5,080,601.79	5,179,850.00	1.035970
Agency Note	FED HOME LOAN BANK	3130AKWZ5	0.220	0.2200	02/24/21	05/24/24	5,000,000.00	5,000,000.00	4,877,300.00	0.975460
Agency Note	FED HOME LOAN BANK	3130AN3D0	0.450	0.4500	06/28/21	05/24/24	10,000,000.00	10,000,000.00	9,803,400.00	0.980340
Agency Note	FED HOME LOAN BANK	3130A2UW4	2.875	1.6639	10/24/19	09/13/24	5,000,000.00	5,176,496.92	5,164,900.00	1.032980
Agency Note	FED HOME LOAN BANK	3130APMK8	0.750	0.7500	11/16/21	09/16/24	10,000,000.00	10,000,000.00	9,807,600.00	0.980760
Agency Note	FED HOME LOAN BANK	3130A3GE8	2.750	1.7080	12/13/19	12/13/24	5,000,000.00	5,151,725.96	5,152,450.00	1.030490
Agency Note	FED HOME LOAN BANK	3130AMQW5	0.350	0.3500	06/16/21	12/16/24	10,000,000.00	10,000,000.00	9,746,500.00	0.974650
Agency Note	FED HOME LOAN BANK	3130AKMR4	0.330	0.3300	01/28/21	01/15/25	5,000,000.00	5,000,000.00	4,837,800.00	0.967560
Agency Note	FED HOME LOAN BANK	3130ALZV9	0.680	0.6800	04/29/21	04/29/25	5,000,000.00	5,000,000.00	4,872,750.00	0.974550
Agency Note	FED HOME LOAN BANK	3130AMX23	0.900	0.9000	06/30/21	12/30/25	6,550,000.00	6,550,000.00	6,352,386.50	0.969830
Agency Note	FED HOME LOAN BANK	3130AKN85	0.550	0.5652	01/20/21	01/20/26	5,000,000.00	4,996,991.56	4,761,450.00	0.952290
Agency Note	FED HOME LOAN BANK	3130AKPL4	0.550	0.5500	01/28/21	01/28/26	5,000,000.00	5,000,000.00	4,808,050.00	0.961610
Agency Note	FED HOME LOAN BANK	3130AKPC4	0.600	0.6000	01/28/21	01/28/26	5,000,000.00	5,000,000.00	4,807,450.00	0.961490
Agency Note	FED HOME LOAN BANK	3130ALV92	0.500	0.9484	04/01/21	03/30/26	5,000,000.00	4,997,254.01	4,895,350.00	0.979070
Agency Note	FED HOME LOAN BANK	3130ALYB4	0.700	1.1449	04/28/21	04/28/26	5,000,000.00	5,000,000.00	4,899,100.00	0.979820
Agency Note	FED HOME LOAN BANK	3130AMTW2	0.500	0.5000	06/30/21	06/30/26	5,000,000.00	5,000,000.00	4,836,300.00	0.967260
Agency Note	FED HOME LOAN BANK	3130AMWMO	0.500	0.9379	06/30/21	06/30/26	5,000,000.00	5,000,000.00	4,876,850.00	0.975370
Agency Note	FED HOME LOAN BANK	3130AMZN5	0.750	1.0447	06/30/21	06/30/26	5,000,000.00	5,000,000.00	4,848,700.00	0.969740
Agency Note	FED HOME LOAN BANK	3130ANBS8	0.930	0.9300	07/29/21	07/29/26	5,400,000.00	5,400,000.00	5,221,530.00	0.966950
Agency Note	FED HOME LOAN BANK	3130ANLZ1	0.900	0.9000	08/26/21	08/26/26	5,000,000.00	5,000,000.00	4,826,400.00	0.965280
Agency Note	FED HOME LOAN MORT CORP	3136G4YP2	0.720	0.7200	07/09/20	07/09/25	5,000,000.00	5,000,000.00	4,835,250.00	0.967050

Agency Note	FED HOME LOAN MORT CORP	3134GXCH5	0.600	0.6000	11/25/20	11/25/25	5,000,000.00	5,000,000.00	4,820,700.00	0.964140
Agency Note	FEDERAL NAT MORTGAGE ASSOC	3135GoT45	1.875	2.5955	12/27/18	04/05/22	5,000,000.00	4,982,217.12	5,007,950.00	1.001590
Agency Note	FEDERAL NAT MORTGAGE ASSOC	3135GA6K2	0.500	0.5000	12/30/20	06/30/25	5,000,000.00	5,000,000.00	4,796,750.00	0.959350
Agency Note	FEDERAL NAT MORTGAGE ASSOC	3136G4ZR7	0.700	0.7000	07/21/20	07/21/25	5,000,000.00	5,000,000.00	4,828,150.00	0.965630
Agency Note	FEDERAL NAT MORTGAGE ASSOC	3136G4N82	0.490	0.4900	08/21/20	08/21/25	10,000,000.00	10,000,000.00	9,574,200.00	0.957420
Agency Note	FEDERAL NAT MORTGAGE ASSOC	3135GA3W9	0.600	0.6000	11/25/20	11/25/25	5,000,000.00	5,000,000.00	4,801,550.00	0.960310
Total Count 51			1.062	1.0134			306,950,000.00	307,584,661.64	301,149,316.50	0.981102

<i>Certificate of Deposit</i>	<i>Issuer</i>	<i>CUSIP</i>	<i>Coupon Rate</i>	<i>Yield Matur</i>	<i>Purchase Date</i>	<i>Maturity Date</i>	<i>Ending Par Val/Shares</i>	<i>Amor Value On 02/28/22</i>	<i>Ending Market Val</i>	<i>Ending Unit Price</i>
Certificate of Deposit	GOLDMAN SACHS	38149MYT4	0.350	0.3500	08/25/21	08/25/23	5,000,000.00	5,000,000.00	4,919,470.00	0.983894
Certificate of Deposit	MORGAN STANLEY	61760A6Q7	1.850	1.8500	01/30/20	01/30/23	5,000,000.00	5,000,000.00	5,025,951.00	1.005190
Certificate of Deposit	MORGAN STANLEY	61768EBM4	1.650	1.6500	03/05/20	03/05/24	5,000,000.00	5,000,000.00	5,001,993.50	1.000399
Certificate of Deposit	MORGAN STANLEY	61690ULQ1	1.950	1.9711	10/10/19	10/10/24	5,000,000.00	5,000,000.00	5,030,791.50	1.006158
Certificate of Deposit	MORGAN STANLEY	61690UMT4	1.950	1.9711	10/31/19	10/31/24	5,000,000.00	5,000,000.00	5,028,390.00	1.005678
Certificate of Deposit	MORGAN STANLEY	61768EAQ6	1.800	1.8000	02/20/20	02/20/25	5,000,000.00	5,000,000.00	5,006,138.00	1.001228
Certificate of Deposit	WELLS FARGO BANK	949763WR3	3.350	3.3500	01/09/19	01/09/24	1,000,000.00	1,000,000.00	1,033,049.60	1.033050
Certificate of Deposit	WELLS FARGO BANK	949763WU6	3.200	3.2000	01/18/19	01/18/24	4,000,000.00	4,000,000.00	4,122,617.20	1.030654
Total Count 8			1.826	1.8317			35,000,000.00	35,000,000.00	35,168,400.80	1.004811

<i>Medium Term Corporate Note</i>	<i>Issuer</i>	<i>CUSIP</i>	<i>Coupon Rate</i>	<i>Yield Matur</i>	<i>Purchase Date</i>	<i>Maturity Date</i>	<i>Ending Par Val/Shares</i>	<i>Amor Value On 02/28/22</i>	<i>Ending Market Val</i>	<i>Ending Unit Price</i>
Medium Term Corporate Note	AIG GLOBAL FUNDING	00138CAS7	0.650	0.7000	06/22/21	06/17/24	4,970,000.00	4,963,852.20	4,796,248.80	0.965040
Medium Term Corporate Note	APPLE INC	037833BU3	2.850	2.7654	03/06/19	02/23/23	3,510,000.00	3,512,909.86	3,554,717.40	1.012740
Medium Term Corporate Note	APPLE INC	037833CU2	2.850	2.6366	05/21/19	05/11/24	5,000,000.00	5,025,654.50	5,112,650.00	1.022530
Medium Term Corporate Note	BANK OF AMERICA	06053FAA7	4.100	0.3500	07/01/21	07/24/23	4,654,000.00	4,914,873.90	4,810,188.24	1.033560
Medium Term Corporate Note	BANK OF AMERICA	06048WM31	1.250	1.2500	05/28/21	05/28/26	5,000,000.00	5,000,000.00	4,783,950.00	0.956790
Medium Term Corporate Note	BANK OF AMERICA	06048WM31	1.250	1.2500	05/28/21	05/28/26	5,000,000.00	5,000,000.00	4,783,950.00	0.956790
Medium Term Corporate Note	BANK OF AMERICA	06048WP20	1.250	1.2500	09/24/21	09/24/26	5,000,000.00	5,000,000.00	4,735,800.00	0.947160
Medium Term Corporate Note	BANK OF NEW YORK	06406HCS6	3.650	3.1079	03/01/19	02/04/24	2,950,000.00	2,980,777.30	3,044,518.00	1.032040
Medium Term Corporate Note	BANK OF NEW YORK	06406RBA4	2.050	2.2980	02/22/22	01/26/27	5,000,000.00	4,949,902.78	4,945,700.00	0.989140
Medium Term Corporate Note	BERKSHIRE HATHAWAY INC.	084670BR8	2.750	3.3102	12/18/18	03/15/23	5,000,000.00	4,959,334.86	5,063,600.00	1.012720
Medium Term Corporate Note	CATERPILLAR FINL SVCS CORP	14913R2L0	0.450	1.1400	01/28/22	05/17/24	5,000,000.00	4,926,237.50	4,856,750.00	0.971350
Medium Term Corporate Note	CATERPILLAR, INC.	14913QAA7	2.400	2.6510	01/29/18	06/06/22	5,000,000.00	4,993,807.75	5,022,100.00	1.004420
Medium Term Corporate Note	CHEVRON CORP	166764AB6	2.355	1.7642	01/24/20	12/05/22	5,000,000.00	5,029,155.90	5,034,000.00	1.006800
Medium Term Corporate Note	CHEVRON CORP	166764AH3	3.191	3.5000	11/26/18	06/24/23	5,000,000.00	4,977,611.72	5,097,100.00	1.019420
Medium Term Corporate Note	CREDIT SUISSE	22550L2D2	1.000	0.2800	02/08/21	05/05/23	5,000,000.00	5,053,849.14	4,963,750.00	0.992750
Medium Term Corporate Note	EQUITABLE FINANCIAL LIFE	29449WAC1	0.500	0.8801	12/13/21	11/17/23	5,000,000.00	4,965,555.56	4,897,350.00	0.979470
Medium Term Corporate Note	ESTEE LAUDER CO	29736RAE0	2.350	2.4200	05/17/19	08/15/22	5,000,000.00	4,998,270.35	5,033,900.00	1.006780
Medium Term Corporate Note	EXXON MOBIL CORPORATION	30231GBH4	2.992	1.3664	05/15/20	03/19/25	5,000,000.00	5,276,863.01	5,137,200.00	1.027440
Medium Term Corporate Note	FLORIDA POWER & LIGHT	341081FZ5	2.850	0.9313	06/01/20	04/01/25	5,000,000.00	5,329,612.62	5,107,200.00	1.021440
Medium Term Corporate Note	HARVARD PRES & FELLOWS	740816AJ2	2.300	2.3860	05/24/19	10/01/23	4,000,000.00	3,993,319.90	4,041,080.00	1.010270
Medium Term Corporate Note	HSBC USA INC	40434CAD7	3.500	2.1493	10/23/19	06/23/24	5,000,000.00	5,163,529.02	5,151,050.00	1.030210
Medium Term Corporate Note	JP MORGAN CHASE	48130UWA9	0.750	0.7500	05/11/21	12/11/24	5,000,000.00	5,000,000.00	4,750,750.00	0.950150
Medium Term Corporate Note	JP MORGAN CHASE	46632FRU1	0.700	0.7000	01/22/21	01/22/26	5,000,000.00	5,000,000.00	4,749,400.00	0.949880
Medium Term Corporate Note	LLOYDS BANK	53944VAH2	3.500	0.7800	02/03/21	05/14/25	5,000,000.00	5,468,654.62	5,155,250.00	1.031050
Medium Term Corporate Note	MASSMUTUAL GLOBAL FUND	57629WCU2	0.850	0.3100	03/02/21	06/09/23	5,000,000.00	5,040,374.76	4,955,200.00	0.991040
Medium Term Corporate Note	MET LIFE GLOB	59217GER6	1.875	2.3800	02/24/22	01/11/27	5,000,000.00	4,895,447.92	4,889,100.00	0.977820
Medium Term Corporate Note	NEW YORK LIFE	64952WDG5	2.875	2.7501	04/26/19	04/10/24	5,000,000.00	5,014,984.65	5,102,850.00	1.020570
Medium Term Corporate Note	NEW YORK LIFE	64952WDL4	2.000	1.1600	12/29/21	01/22/25	7,500,000.00	7,685,224.07	7,455,750.00	0.994100
Medium Term Corporate Note	NOVARTIS CAPITAL CORP	66989HAE8	2.400	1.6500	01/23/20	09/21/22	5,000,000.00	5,037,040.29	5,035,200.00	1.007040
Medium Term Corporate Note	PACIFIC LIFE	6944PL2C2	0.500	0.3252	09/17/21	09/23/23	5,000,000.00	5,017,405.76	4,891,700.00	0.978340
Medium Term Corporate Note	PRICOA GLOBAL FUNDING	741531FA0	3.450	3.1799	02/04/19	09/01/23	5,000,000.00	5,025,974.38	5,135,150.00	1.027030

Medium Term Corporate Note	PRINCIPAL LFE GLB FND II	74256LEE5	1.250	0.7601	01/12/21	06/23/25	5,000,000.00	5,084,436.91	4,833,650.00	0.966730
Medium Term Corporate Note	PROTECTIVE LIFE	74368CBC7	1.618	1.1220	09/07/21	04/15/26	5,000,000.00	5,108,538.70	4,814,800.00	0.962960
Medium Term Corporate Note	ROYAL BANK OF CANADA	78015K7L2	0.425	0.5000	03/02/21	01/19/24	5,000,000.00	4,992,545.80	4,870,300.00	0.974060
Medium Term Corporate Note	ROYAL BANK OF CANADA	78015K7H1	1.150	1.2500	10/26/21	06/10/25	10,000,000.00	9,965,858.64	9,628,500.00	0.962850
Medium Term Corporate Note	SANOFI PHARMACEUTICAL	801060AC8	3.375	1.6725	02/06/20	06/19/23	5,000,000.00	5,125,582.81	5,119,050.00	1.023810
Medium Term Corporate Note	SHELL INTERNATIONAL FIN	822582BZ4	3.500	1.7172	02/05/20	11/13/23	5,000,000.00	5,174,513.57	5,152,950.00	1.030590
Medium Term Corporate Note	SHELL INTERNATIONAL FIN	822582CC4	2.000	2.0998	11/14/19	11/07/24	5,000,000.00	4,985,559.24	5,015,850.00	1.003170
Medium Term Corporate Note	TOYOTA MOTOR CREDIT CORP	89236TCQ6	2.800	3.1012	04/19/18	07/13/22	3,000,000.00	2,995,551.07	3,020,730.00	1.006910
Medium Term Corporate Note	TOYOTA MOTOR CREDIT CORP	89236TDW2	2.900	0.6042	04/13/21	04/17/24	3,933,000.00	4,156,699.01	4,016,104.29	1.021130
Medium Term Corporate Note	TOYOTA MOTOR CREDIT CORP	89236TGT6	1.800	1.8000	02/13/20	02/13/25	5,000,000.00	5,000,000.00	4,965,550.00	0.993110
Medium Term Corporate Note	TOYOTA MOTOR CREDIT CORP	89236THY4	0.700	0.7000	01/20/21	01/20/26	5,000,000.00	5,000,000.00	4,726,250.00	0.945250
Medium Term Corporate Note	UBS FINANCE DELAWARE	902674YF1	0.375	0.3200	06/14/21	06/01/23	5,000,000.00	5,004,108.80	4,926,550.00	0.985310
Medium Term Corporate Note	US BANK NA CINCINNATI	90331HNV1	3.400	3.4812	11/26/18	07/24/23	5,000,000.00	4,995,487.86	5,116,750.00	1.023350
Medium Term Corporate Note	US BANK NA CINCINNATI	90331HMS9	2.800	0.6414	11/25/20	01/27/25	5,000,000.00	5,320,179.88	5,102,750.00	1.020550
Medium Term Corporate Note	WAL-MART STORES	931142EL3	2.850	1.8859	10/01/19	07/08/24	5,000,000.00	5,117,173.54	5,126,850.00	1.025370
Total Count 46			2.054	1.5587			229,517,000.00	232,226,460.15	228,529,786.73	0.995699

Money Market	Issuer	CUSIP	Coupon Rate	Yield Matur	Purchase Date	Maturity Date	Ending Par Val/Shares	Amor Value On 02/28/22	Ending Market Val	Ending Unit Price
Money Market	FIDELITY INVESTMENTS		0.010	0.0100	12/10/90	Open	6,000,000.00	6,000,000.00	6,000,000.00	1.000000
Total Count 1			0.010	0.0100			6,000,000.00	6,000,000.00	6,000,000.00	1.000000

Municipal Bond	Issuer	CUSIP	Coupon Rate	Yield Matur	Purchase Date	Maturity Date	Ending Par Val/Shares	Amor Value On 02/28/22	Ending Market Val	Ending Unit Price
Municipal Bond	ANTELOPE VALLY UNION HIGH	036717MN3	2.396	0.8301	10/30/20	08/01/25	1,775,000.00	1,870,685.75	1,795,465.75	1.011530
Municipal Bond	CALIFORNIA DEPT WATER RESOURCE	13066YTZ2	2.000	2.0000	06/06/19	05/01/22	4,000,000.00	4,000,000.00	4,009,640.00	1.002410
Municipal Bond	CHAFFEY COMMUNITY COLLEGE	157432LM5	1.421	0.8621	08/17/21	06/01/26	2,885,000.00	2,956,016.50	2,818,241.10	0.976860
Municipal Bond	CITY OF VALLEJO	919259BL4	1.469	1.4690	03/31/20	05/01/23	1,500,000.00	1,500,000.00	1,496,970.00	0.997980
Municipal Bond	COUNTY OF RIVERSIDE CA	76913CAZ2	2.667	2.2601	05/06/20	02/15/25	5,000,000.00	5,058,687.44	5,072,350.00	1.014470
Municipal Bond	COUNTY OF WESTCHESTER NY	95736VAY8	0.750	0.7456	11/05/20	07/01/25	1,940,000.00	1,940,295.14	1,869,616.80	0.963720
Municipal Bond	GOLDEN STATE TOBACCO	38122NA85	1.600	1.3104	10/12/21	06/01/26	2,000,000.00	2,025,230.19	1,947,480.00	0.973740
Municipal Bond	LOS ALTOS SCHOOL DIST	544290JH3	1.000	0.5501	06/10/21	10/01/24	5,000,000.00	5,066,834.96	4,907,850.00	0.981570
Municipal Bond	LOS ANGELES UNIFIED SCHOOL DIST	544647FB1	1.245	1.3763	01/28/22	07/01/25	3,355,000.00	3,343,437.83	3,301,588.40	0.984080
Municipal Bond	NEW YORK STATE DORMITORY	64990FD27	0.267	0.2670	06/23/21	03/15/23	1,000,000.00	1,000,000.00	988,760.00	0.988760
Municipal Bond	NEW YORK STATE DORMITORY	64990FD43	0.887	0.8870	06/23/21	03/15/25	1,650,000.00	1,650,000.00	1,593,520.50	0.965770
Municipal Bond	NEW YORK STATE URBAN DEV	650036AR7	0.720	0.7200	06/25/20	03/15/23	1,250,000.00	1,250,000.00	1,242,137.50	0.993710
Municipal Bond	NEW YORK STATE URBAN DEV	64985TAY7	2.020	2.0200	10/30/19	03/15/24	5,000,000.00	5,000,000.00	5,040,700.00	1.008140
Municipal Bond	STATE OF CALIFORNIA	13063DAD0	2.367	2.0004	03/26/20	04/01/22	5,330,000.00	5,339,674.01	5,338,154.90	1.001530
Municipal Bond	STATE OF CALIFORNIA	13063DDG0	2.250	2.8401	01/22/19	10/01/23	5,000,000.00	4,943,023.56	5,068,950.00	1.013790
Municipal Bond	STATE OF CALIFORNIA	13063DLZ9	3.000	2.5002	05/01/19	04/01/24	5,000,000.00	5,060,203.73	5,141,050.00	1.028210
Municipal Bond	STATE OF CALIFORNIA	13063DRD2	2.375	1.0560	10/04/21	10/01/26	9,900,000.00	10,535,262.38	10,047,708.00	1.014920
Municipal Bond	STATE OF CONNECTICUT	20772KAE9	2.990	1.9630	10/17/19	01/15/23	5,000,000.00	5,050,602.45	5,078,700.00	1.015740
Municipal Bond	STATE OF HAWAII	419792YR1	0.893	0.8930	08/20/21	08/01/26	6,400,000.00	6,400,000.00	6,134,464.00	0.958510
Municipal Bond	STATE OF WISCONSIN	977100CZ7	2.049	2.0490	03/25/20	05/01/23	4,000,000.00	4,000,000.00	4,038,440.00	1.009610
Municipal Bond	TEXAS A&M UNIVERSITY	88213AKA2	2.349	1.6402	01/23/20	05/15/23	5,000,000.00	5,052,296.84	5,066,850.00	1.013370
Municipal Bond	TEXAS A&M UNIVERSITY	88213ALV5	2.877	1.0002	05/15/20	05/15/25	3,000,000.00	3,193,180.99	3,099,180.00	1.033060
Municipal Bond	UNIVERSITY OF CALIFORNIA	91412HGE7	0.883	0.4113	02/02/21	05/15/25	5,000,000.00	5,081,877.06	4,848,850.00	0.969770
Total Count 23			1.944	1.4877			89,985,000.00	91,317,308.83	89,946,666.95	0.999574

State Pool	Issuer	CUSIP	Coupon Rate	Yield Matur	Purchase Date	Maturity Date	Ending Par Val/Shares	Amor Value On 02/28/22	Ending Market Val	Ending Unit Price
State Pool	STATE OF CALIFORNIA		0.310	0.3100	01/01/88	Open	48,322,523.71	48,322,523.71	48,322,523.71	1.000000
State Pool	STATE OF CALIFORNIA		0.310	0.3100	11/30/01	Open	19,471,435.63	19,471,435.63	19,471,435.63	1.000000

Total Count 2	0.310	0.3100	67,793,959.34	67,793,959.34	67,793,959.34	1.000000
----------------------	--------------	---------------	----------------------	----------------------	----------------------	-----------------

<i>Supranational</i>	<i>Issuer</i>	<i>CUSIP</i>	<i>Coupon Rate</i>	<i>Yield Matur</i>	<i>Purchase Date</i>	<i>Maturity Date</i>	<i>Ending Par Val/Shares</i>	<i>Amor Value On 02/28/22</i>	<i>Ending Market Val</i>	<i>Ending Unit Price</i>
Supranational	INTER AMERICAN DEVELOPMNT BANK	4581XoCF3	3.000	0.2411	02/01/21	02/21/24	5,000,000.00	5,275,064.82	5,147,400.00	1.029480
Supranational	INTER AMERICAN DEVELOPMNT BANK	4581XoDK1	1.750	0.5597	05/13/21	03/14/25	5,000,000.00	5,205,992.85	5,009,000.00	1.001800
Supranational	INTL BK RECON & DEVELOP	459058FF5	1.750	2.6580	02/01/19	04/19/23	5,000,000.00	4,933,667.71	5,030,000.00	1.006000
Supranational	INTL BK RECON & DEVELOP	45906M2L4	0.650	0.7336	07/30/21	02/24/26	5,000,000.00	4,983,545.73	4,777,950.00	0.955590
Supranational	INTL BK RECON & DEVELOP	459058JT1	0.850	2.0199	02/18/22	02/10/27	3,600,000.00	3,402,176.00	3,393,180.00	0.942550
Total Count 5			1.668	1.1692			23,600,000.00	23,800,447.11	23,357,530.00	0.989726

<i>Time Deposit</i>	<i>Issuer</i>	<i>CUSIP</i>	<i>Coupon Rate</i>	<i>Yield Matur</i>	<i>Purchase Date</i>	<i>Maturity Date</i>	<i>Ending Par Val/Shares</i>	<i>Amor Value On 02/28/22</i>	<i>Ending Market Val</i>	<i>Ending Unit Price</i>
Time Deposit	PREMIER VALLEY BANK		0.019	0.0190	03/25/21	03/24/22	1,400,000.00	1,400,000.00	1,400,000.00	1.000000
Time Deposit	PREMIER VALLEY BANK		0.190	0.1898	05/13/21	05/12/22	1,600,000.00	1,600,000.00	1,600,000.00	1.000000
Time Deposit	PREMIER VALLEY BANK		0.190	0.1898	01/13/22	01/12/23	1,400,000.00	1,400,000.00	1,400,000.00	1.000000
Total Count 3			0.135	0.1355			4,400,000.00	4,400,000.00	4,400,000.00	1.000000

<i>Treasury Note</i>	<i>Issuer</i>	<i>CUSIP</i>	<i>Coupon Rate</i>	<i>Yield Matur</i>	<i>Purchase Date</i>	<i>Maturity Date</i>	<i>Ending Par Val/Shares</i>	<i>Amor Value On 02/28/22</i>	<i>Ending Market Val</i>	<i>Ending Unit Price</i>
Treasury Note	U.S. TREASURY	9128286U9	2.125	1.6000	12/02/19	05/15/22	10,000,000.00	10,026,040.76	10,035,500.00	1.003550
Treasury Note	U.S. TREASURY	9128282P4	1.875	0.5262	02/17/22	07/31/22	10,000,000.00	10,069,742.75	10,053,500.00	1.005350
Treasury Note	U.S. TREASURY	9128282S8	1.625	2.2322	05/01/19	08/31/22	5,000,000.00	4,984,988.45	5,022,850.00	1.004570
Treasury Note	U.S. TREASURY	91282CAX9	0.125	0.9229	02/17/22	11/30/22	10,000,000.00	9,940,603.54	9,942,600.00	0.994260
Treasury Note	U.S. TREASURY	91282CAF8	0.125	0.2500	06/23/21	08/15/23	10,000,000.00	9,981,296.78	9,832,400.00	0.983240
Treasury Note	U.S. TREASURY	9128284X5	2.750	1.6374	12/31/19	08/31/23	5,000,000.00	5,082,095.23	5,106,450.00	1.021290
Treasury Note	U.S. TREASURY	912828XX3	2.000	1.5701	10/18/19	06/30/24	5,000,000.00	5,052,498.31	5,055,100.00	1.011020
Treasury Note	U.S. TREASURY	912828G38	2.250	1.6900	12/31/19	11/15/24	5,000,000.00	5,081,570.63	5,088,300.00	1.017660
Treasury Note	U.S. TREASURY	91282CBC4	0.375	0.4447	01/20/21	12/31/25	10,000,000.00	9,972,391.52	9,508,200.00	0.950820
Treasury Note	U.S. TREASURY	91282CCP4	0.625	0.6223	08/03/21	07/31/26	5,000,000.00	5,000,591.71	4,764,050.00	0.952810
Total Count 10			1.239	1.0178			75,000,000.00	75,191,819.68	74,408,950.00	0.992119

<i>US Sovereign Bond Guarnatee</i>	<i>Issuer</i>	<i>CUSIP</i>	<i>Coupon Rate</i>	<i>Yield Matur</i>	<i>Purchase Date</i>	<i>Maturity Date</i>	<i>Ending Par Val/Shares</i>	<i>Amor Value On 02/28/22</i>	<i>Ending Market Val</i>	<i>Ending Unit Price</i>
US Sovereign Bond Guarantee	AID-ISRAEL	46513EGV8	5.500	2.5770	02/28/19	12/04/23	4,815,000.00	5,087,644.36	5,151,375.90	1.069860
Total Count 1			5.500	2.5770			4,815,000.00	5,087,644.36	5,151,375.90	1.069860

Investment Total	1.448	1.1948	843,060,959.34	848,402,301.11	835,905,986.22	0.991513
-------------------------	--------------	---------------	-----------------------	-----------------------	-----------------------	-----------------