

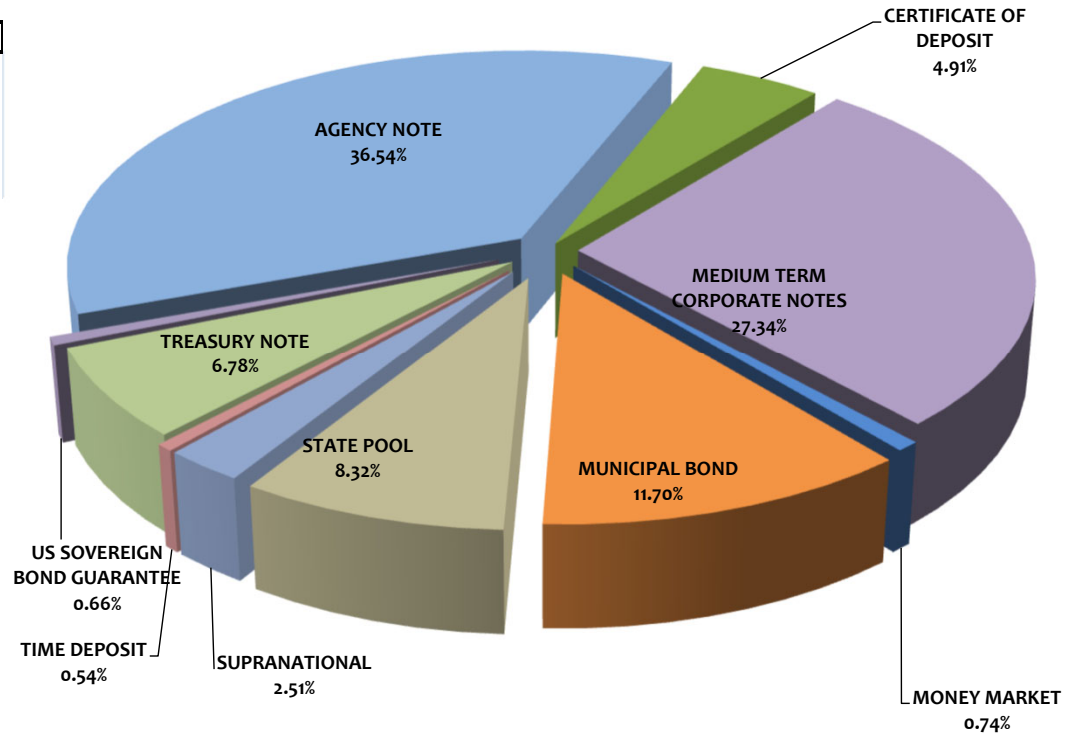
**ASSET ALLOCATION**

Assets	Current Par Value	Current Book Value	Market Value	Mkt/Book	Yield to Maturity
AGENCY NOTE	\$296,950,000	\$297,587,817	\$296,017,630	99.47%	0.98%
CERTIFICATE OF DEPOSIT	40,000,000	40,000,000	40,681,136	101.70%	1.97%
MEDIUM TERM CORPORATE NOTES	219,517,000	222,690,713	222,429,114	99.88%	1.56%
MONEY MARKET	6,000,000	6,000,000	6,000,000	100.00%	0.01%
MUNICIPAL BOND	93,880,000	95,296,283	95,249,251	99.95%	1.54%
STATE POOL	67,750,682	67,750,682	67,750,682	100.00%	0.22%
SUPRANATIONAL	20,000,000	20,464,807	20,271,450	99.06%	1.02%
TIME DEPOSIT	4,400,000	4,400,000	4,400,000	100.00%	0.08%
TREASURY NOTE	55,000,000	55,187,649	55,095,950	99.83%	1.20%
US SOVEREIGN BOND GUARANTEE	4,815,000	5,087,644	5,245,798	103.11%	2.58%
<b>Totals</b>	<b>\$808,312,682</b>	<b>\$814,465,596</b>	<b>\$813,141,011</b>	<b>99.84%</b>	<b>1.20%</b>

**Pooled Portfolio Composition by Book Value**

**Portfolio Breakdown & Statistics**

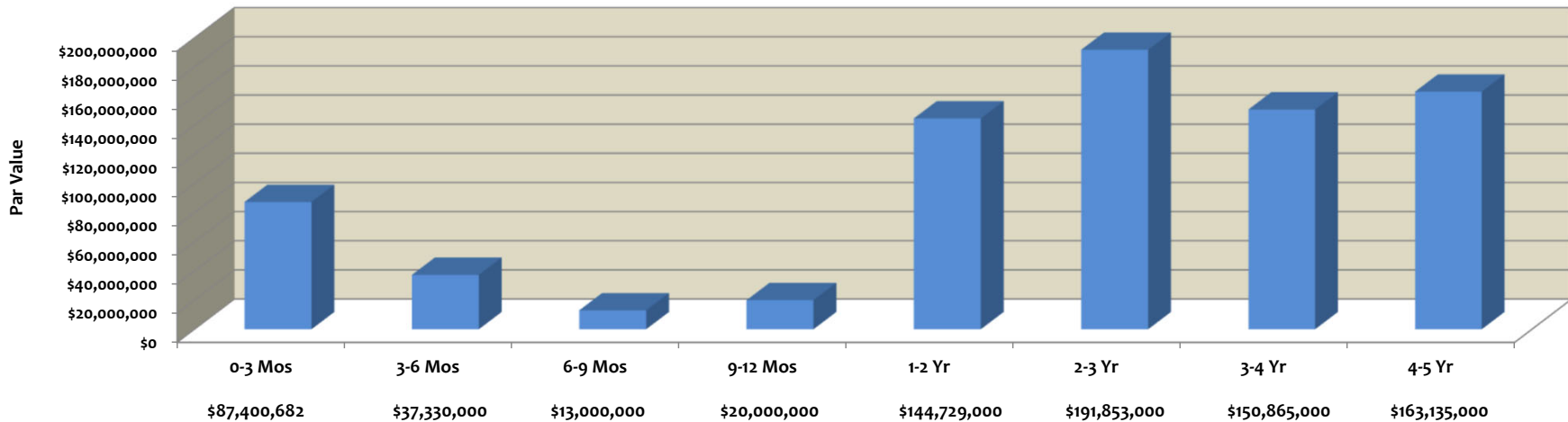
	December 31, 2021	December 31, 2020
AMORTIZED COST	\$814,465,596	\$584,103,407
AVERAGE DAYS TO MATURITY	880	878
CURRENT MONTH RETURN ON INVEST	1.27%	1.97%
EARNED INTEREST-CURR MONTH	\$862,586	\$1,022,156
EARNED INTEREST - FISCAL YTD	\$5,257,443	\$5,733,033



**MATURITY DISTRIBUTION**

Current Par Value	0-3 Mos	3-6 Mos	6-9 Mos	9-12 Mos	1-2 Yr	2-3 Yr	3-4 Yr	4-5 Yr	Totals
AGENCY NOTE	\$ -	\$ 10,000,000		\$ 5,000,000	\$ 20,000,000	\$ 95,000,000	\$ 75,000,000	\$ 91,950,000	\$ 296,950,000.00
MEDIUM TERM CORPORATE NOTES	-	5,000,000	13,000,000	10,000,000	67,164,000	46,853,000	47,500,000	30,000,000	\$ 219,517,000.00
MONEY MARKET	6,000,000	-	-	-	-	-	-	-	\$ 6,000,000.00
STATE POOL	67,750,682	-	-	-	-	-	-	-	\$ 67,750,682.45
TIME DEPOSIT	1,400,000	3,000,000	-	-	-	-	-	-	\$ 4,400,000.00
TREASURY NOTE		10,000,000	-	5,000,000	15,000,000	10,000,000	-	15,000,000	\$ 55,000,000.00
CERTIFICATE OF DEPOSIT	5,000,000	-	-	-	10,000,000	20,000,000	5,000,000	-	\$ 40,000,000.00
MUNICIPAL BOND	7,250,000	9,330,000	-	-	22,750,000	15,000,000	18,365,000	21,185,000	\$ 93,880,000.00
SUPRANATIONAL	-	-	-	-	5,000,000	5,000,000	5,000,000	5,000,000	\$ 20,000,000.00
US SOVEREIGN BOND GUARANTEE	-	-	-	-	4,815,000	-	-	-	\$ 4,815,000.00
<b>Totals</b>	<b>\$87,400,682</b>	<b>\$37,330,000</b>	<b>\$13,000,000</b>	<b>\$20,000,000</b>	<b>\$144,729,000</b>	<b>\$191,853,000</b>	<b>\$150,865,000</b>	<b>\$163,135,000</b>	<b>\$808,312,682</b>
<b>% of Portfolio</b>	<b>10.81%</b>	<b>4.62%</b>	<b>1.61%</b>	<b>2.47%</b>	<b>17.91%</b>	<b>23.73%</b>	<b>18.66%</b>	<b>20.18%</b>	<b>100.00%</b>

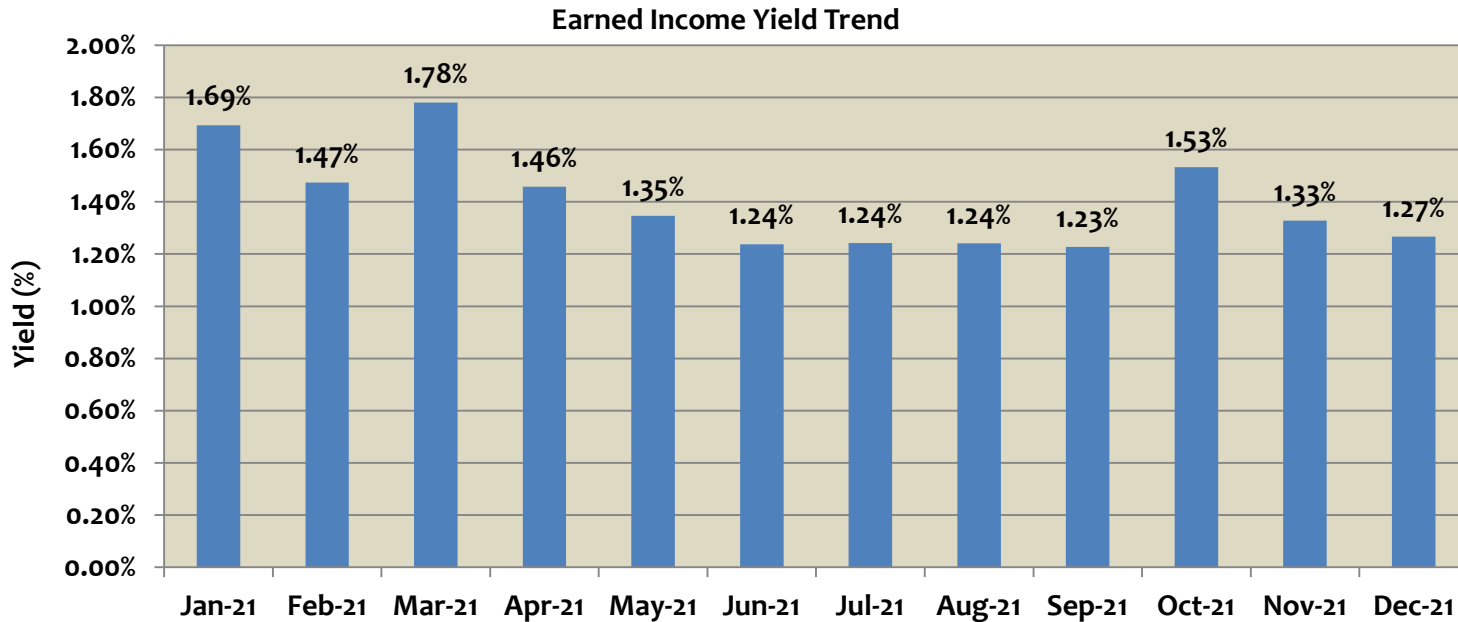
Maturity Distribution  
December 31, 2021





**PORTFOLIO - EARNED INCOME YIELD**

Month	Earned Income Yield
Jan-21	1.69%
Feb-21	1.47%
Mar-21	1.78%
Apr-21	1.46%
May-21	1.35%
Jun-21	1.24%
Jul-21	1.24%
Aug-21	1.24%
Sep-21	1.23%
Oct-21	1.53%
Nov-21	1.33%
Dec-21	1.27%



In accordance with State Law, the Finance Director certifies that the securities held in the City Investment Portfolio, comply with City policies. The Finance Director further certifies that the City has Operating Funds available to meet its expenditure requirements for the next six months.

**Amortized Cost** - the total amount at which investments are carried on the City books. This amount includes the amortization and accretion of premiums and discounts, respectively.

**Market Value** - the total amount at which investments are being sold in the market. Market prices are provided by the Bank of New York.

**Maturity Value** - (also referred to as "par value") the total amount of the face or stated value of the investments at maturity.

**Average Days to Maturity** - the average time in days left in the maturity of the investments.

**Monthly Yield** - the rate of return on investments as expressed in a percentage.

**Earned Interest** - the amount of income realized by all investments.

Agency Note	Issuer	CUSIP	Coupon Rate	Yield Matur	Purchase Date	Maturity Date	Ending Par Val/Shares	Amor Value On 12/31/21	Ending Market Val	Ending Unit Price
Agency Note	FARMER MAC	31422XAT9	0.520	0.5200	03/02/21	12/15/25	5,000,000.00	5,000,000.00	4,903,100.00	0.980620
Agency Note	FARMER MAC	31422XLY6	0.900	0.9000	09/01/21	09/01/26	5,000,000.00	5,000,000.00	4,923,750.00	0.984750
Agency Note	FED AG MORTGAGE CORPORATION	31422XMT6	0.930	0.9300	09/21/21	09/21/26	5,000,000.00	5,000,000.00	4,959,500.00	0.991900
Agency Note	FED FARM CREDIT BANK	3133EMHE5	0.170	0.1852	12/07/20	11/30/22	5,000,000.00	4,999,241.99	4,992,750.00	0.998550
Agency Note	FED FARM CREDIT BANK	3133EL3E2	0.320	0.3200	08/10/20	08/10/23	5,000,000.00	5,000,000.00	4,974,100.00	0.994820
Agency Note	FED FARM CREDIT BANK	3133EMN81	0.310	0.3100	06/29/21	12/29/23	5,000,000.00	5,000,000.00	4,966,150.00	0.993230
Agency Note	FED FARM CREDIT BANK	3133EKBW5	2.610	2.6100	02/27/19	02/27/24	5,000,000.00	5,000,000.00	5,218,850.00	1.043770
Agency Note	FED FARM CREDIT BANK	3133ELQ56	0.570	0.5700	07/02/20	07/02/24	5,000,000.00	5,000,000.00	4,966,300.00	0.993260
Agency Note	FED FARM CREDIT BANK	3133EKA63	1.600	1.6000	08/16/19	08/16/24	10,000,000.00	10,000,000.00	10,230,000.00	1.023000
Agency Note	FED FARM CREDIT BANK	3133EKP75	1.600	1.4076	10/04/19	09/17/24	5,000,000.00	5,028,159.06	5,087,550.00	1.017510
Agency Note	FED FARM CREDIT BANK	3133EMK92	0.580	0.5800	06/23/21	06/23/25	5,000,000.00	5,000,000.00	4,892,600.00	0.978520
Agency Note	FED FARM CREDIT BANK	3133ELZ80	0.580	0.5800	07/29/20	07/29/25	5,000,000.00	5,000,000.00	4,897,600.00	0.979520
Agency Note	FED FARM CREDIT BANK	3133EMAU6	0.500	0.5000	09/22/20	09/22/25	10,000,000.00	10,000,000.00	9,768,100.00	0.976810
Agency Note	FED FARM CREDIT BANK	3133EMCP5	0.520	0.5301	10/14/20	10/14/25	5,000,000.00	4,997,994.72	4,867,000.00	0.973400
Agency Note	FED FARM CREDIT BANK	3133EMSU7	0.800	0.8000	03/09/21	03/09/26	5,000,000.00	5,000,000.00	4,930,450.00	0.986090
Agency Note	FED FARM CREDIT BANK	3133ENFN5	1.540	1.5400	11/30/21	11/30/26	10,000,000.00	10,000,000.00	10,000,600.00	1.000060
Agency Note	FED FARM CREDIT BANK	3133ENHA1	1.500	1.5000	12/14/21	12/14/26	10,000,000.00	10,000,000.00	10,000,400.00	1.000040
Agency Note	FED HOME LOAN BANK	313378WG2	2.500	2.4593	03/12/19	03/11/22	5,000,000.00	5,001,006.29	5,022,700.00	1.004540
Agency Note	FED HOME LOAN BANK	3130A3KM5	2.500	2.3160	12/27/17	12/09/22	5,000,000.00	5,009,040.34	5,099,250.00	1.019850
Agency Note	FED HOME LOAN BANK	3130ADRG9	2.750	2.5800	03/04/19	03/10/23	5,000,000.00	5,012,427.59	5,132,100.00	1.026420
Agency Note	FED HOME LOAN BANK	3130AFRW9	2.700	2.5516	02/26/19	08/28/23	5,000,000.00	5,014,378.22	5,169,100.00	1.033820
Agency Note	FED HOME LOAN BANK	3130ANES5	0.265	0.2650	07/29/21	12/29/23	10,000,000.00	10,000,000.00	9,933,700.00	0.993370
Agency Note	FED HOME LOAN BANK	3130AB3H7	2.375	0.8307	03/16/20	03/08/24	5,000,000.00	5,190,652.56	5,167,150.00	1.033430
Agency Note	FED HOME LOAN BANK	3130A0XE5	3.250	2.5800	03/08/19	03/08/24	5,000,000.00	5,080,601.79	5,261,300.00	1.052260
Agency Note	FED HOME LOAN BANK	3130AKWZ5	0.220	0.2200	02/24/21	05/24/24	5,000,000.00	5,000,000.00	4,944,450.00	0.988890
Agency Note	FED HOME LOAN BANK	3130AN3D0	0.450	0.4500	06/28/21	05/24/24	10,000,000.00	10,000,000.00	9,935,300.00	0.993530
Agency Note	FED HOME LOAN BANK	3130A2UW4	2.875	1.6639	10/24/19	09/13/24	5,000,000.00	5,176,496.92	5,255,250.00	1.051050
Agency Note	FED HOME LOAN BANK	3130APMK8	0.750	0.7500	11/16/21	09/16/24	10,000,000.00	10,000,000.00	9,949,600.00	0.994960
Agency Note	FED HOME LOAN BANK	3130A3GE8	2.750	1.7080	12/13/19	12/13/24	5,000,000.00	5,151,725.96	5,258,550.00	1.051710
Agency Note	FED HOME LOAN BANK	3130AMQW5	0.350	0.3500	06/16/21	12/16/24	10,000,000.00	10,000,000.00	9,906,600.00	0.990660
Agency Note	FED HOME LOAN BANK	3130AKMR4	0.330	0.3300	01/28/21	01/15/25	5,000,000.00	5,000,000.00	4,921,250.00	0.984250
Agency Note	FED HOME LOAN BANK	3130ALZV9	0.680	0.6800	04/29/21	04/29/25	5,000,000.00	5,000,000.00	4,969,300.00	0.993860
Agency Note	FED HOME LOAN BANK	3130AMX23	0.900	0.9000	06/30/21	12/30/25	6,550,000.00	6,550,000.00	6,472,972.00	0.988240
Agency Note	FED HOME LOAN BANK	3130AKN85	0.550	0.5652	01/20/21	01/20/26	5,000,000.00	4,996,620.26	4,877,150.00	0.975430
Agency Note	FED HOME LOAN BANK	3130AKPL4	0.550	0.5500	01/28/21	01/28/26	5,000,000.00	5,000,000.00	4,909,500.00	0.981900
Agency Note	FED HOME LOAN BANK	3130AKPC4	0.600	0.6000	01/28/21	01/28/26	5,000,000.00	5,000,000.00	4,903,250.00	0.980650
Agency Note	FED HOME LOAN BANK	3130ALV92	0.500	0.9484	04/01/21	03/30/26	5,000,000.00	4,997,254.01	4,975,650.00	0.995130
Agency Note	FED HOME LOAN BANK	3130ALYB4	0.700	1.1449	04/28/21	04/28/26	5,000,000.00	5,000,000.00	4,972,400.00	0.994480
Agency Note	FED HOME LOAN BANK	3130AMTW2	0.500	0.5000	06/30/21	06/30/26	5,000,000.00	5,000,000.00	4,927,400.00	0.985480
Agency Note	FED HOME LOAN BANK	3130AMWM0	0.500	0.9379	06/30/21	06/30/26	5,000,000.00	5,000,000.00	4,958,700.00	0.991740
Agency Note	FED HOME LOAN BANK	3130AMZN5	0.750	1.0447	06/30/21	06/30/26	5,000,000.00	5,000,000.00	4,940,550.00	0.988110
Agency Note	FED HOME LOAN BANK	3130ANBS8	0.930	0.9300	07/29/21	07/29/26	5,400,000.00	5,400,000.00	5,325,858.00	0.986270
Agency Note	FED HOME LOAN BANK	3130ANLZ1	0.900	0.9000	08/26/21	08/26/26	5,000,000.00	5,000,000.00	4,924,050.00	0.984810
Agency Note	FED HOME LOAN MORT CORP	3136G4YP2	0.720	0.7200	07/09/20	07/09/25	5,000,000.00	5,000,000.00	4,925,850.00	0.985170
Agency Note	FED HOME LOAN MORT CORP	3134GXCH5	0.600	0.6000	11/25/20	11/25/25	5,000,000.00	5,000,000.00	4,915,200.00	0.983040

Agency Note	FEDERAL NAT MORTGAGE ASSOC	3135GoT45	1.875	2.5955	12/27/18	04/05/22	5,000,000.00	4,982,217.12	5,020,600.00	1.004120
Agency Note	FEDERAL NAT MORTGAGE ASSOC	3135GA6K2	0.500	0.5000	12/30/20	06/30/25	5,000,000.00	5,000,000.00	4,888,150.00	0.977630
Agency Note	FEDERAL NAT MORTGAGE ASSOC	3136G4ZR7	0.700	0.7000	07/21/20	07/21/25	5,000,000.00	5,000,000.00	4,919,100.00	0.983820
Agency Note	FEDERAL NAT MORTGAGE ASSOC	3136G4N82	0.490	0.4900	08/21/20	08/21/25	10,000,000.00	10,000,000.00	9,760,600.00	0.976060
Agency Note	FEDERAL NAT MORTGAGE ASSOC	3135GA3W9	0.600	0.6000	11/25/20	11/25/25	5,000,000.00	5,000,000.00	4,896,250.00	0.979250
<b>Total Count 50</b>			<b>1.030</b>	<b>0.9803</b>			<b>296,950,000.00</b>	<b>297,587,816.83</b>	<b>296,017,630.00</b>	<b>0.996860</b>

<i>Certificate of Deposit</i>	<i>Issuer</i>	<i>CUSIP</i>	<i>Coupon Rate</i>	<i>Yield Matur</i>	<i>Purchase Date</i>	<i>Maturity Date</i>	<i>Ending Par Val/Shares</i>	<i>Amor Value On 12/31/21</i>	<i>Ending Market Val</i>	<i>Ending Unit Price</i>
Certificate of Deposit	GOLDMAN SACHS	38149MYT4	0.350	0.3500	08/25/21	08/25/23	5,000,000.00	5,000,000.00	4,963,382.00	0.992676
Certificate of Deposit	MORGAN STANLEY	61760A6Q7	1.850	1.8500	01/30/20	01/30/23	5,000,000.00	5,000,000.00	5,069,172.50	1.013835
Certificate of Deposit	MORGAN STANLEY	61768EBM4	1.650	1.6500	03/05/20	03/05/24	5,000,000.00	5,000,000.00	5,073,187.50	1.014638
Certificate of Deposit	MORGAN STANLEY	61690ULQ1	1.950	1.9711	10/10/19	10/10/24	5,000,000.00	5,000,000.00	5,115,953.50	1.023191
Certificate of Deposit	MORGAN STANLEY	61690UMT4	1.950	1.9711	10/31/19	10/31/24	5,000,000.00	5,000,000.00	5,115,605.50	1.023121
Certificate of Deposit	MORGAN STANLEY	61768EAQ6	1.800	1.8000	02/20/20	02/20/25	5,000,000.00	5,000,000.00	5,096,763.50	1.019353
Certificate of Deposit	WELLS FARGO BANK	949763XG6	2.900	2.9000	01/30/19	01/31/22	5,000,000.00	5,000,000.00	5,012,054.50	1.002411
Certificate of Deposit	WELLS FARGO BANK	949763WR3	3.350	3.3500	01/09/19	01/09/24	1,000,000.00	1,000,000.00	1,048,998.90	1.048999
Certificate of Deposit	WELLS FARGO BANK	949763WU6	3.200	3.2000	01/18/19	01/18/24	4,000,000.00	4,000,000.00	4,186,018.40	1.046505
<b>Total Count 9</b>			<b>1.960</b>	<b>1.9653</b>			<b>40,000,000.00</b>	<b>40,000,000.00</b>	<b>40,681,136.30</b>	<b>1.017028</b>

<i>Medium Term Corporate Note</i>	<i>Issuer</i>	<i>CUSIP</i>	<i>Coupon Rate</i>	<i>Yield Matur</i>	<i>Purchase Date</i>	<i>Maturity Date</i>	<i>Ending Par Val/Shares</i>	<i>Amor Value On 12/31/21</i>	<i>Ending Market Val</i>	<i>Ending Unit Price</i>
Medium Term Corporate Note	AIG GLOBAL FUNDING	00138CAS7	0.650	0.7000	06/22/21	06/17/24	4,970,000.00	4,963,852.20	4,888,740.50	0.983650
Medium Term Corporate Note	APPLE INC	037833BU3	2.850	2.7654	03/06/19	02/23/23	3,510,000.00	3,514,335.10	3,583,429.20	1.020920
Medium Term Corporate Note	APPLE INC	037833CU2	2.850	2.6366	05/21/19	05/11/24	5,000,000.00	5,025,654.50	5,208,550.00	1.041710
Medium Term Corporate Note	BANK OF AMERICA	06053FAA7	4.100	0.3500	07/01/21	07/24/23	4,654,000.00	5,001,528.23	4,892,610.58	1.051270
Medium Term Corporate Note	BANK OF AMERICA	06048WM31	1.250	1.2500	05/28/21	05/28/26	5,000,000.00	5,000,000.00	4,815,150.00	0.963030
Medium Term Corporate Note	BANK OF AMERICA	06048WM31	1.250	1.2500	05/28/21	05/28/26	5,000,000.00	5,000,000.00	4,815,150.00	0.963030
Medium Term Corporate Note	BANK OF AMERICA	06048WP20	1.250	1.2500	09/24/21	09/24/26	5,000,000.00	5,000,000.00	4,828,600.00	0.965720
Medium Term Corporate Note	BANK OF NEW YORK	06406HCS6	3.650	3.1079	03/01/19	02/04/24	2,950,000.00	2,988,179.55	3,105,199.50	1.052610
Medium Term Corporate Note	BERKSHIRE HATHAWAY INC.	084670BR8	2.750	3.3102	12/18/18	03/15/23	5,000,000.00	4,959,334.86	5,105,500.00	1.021100
Medium Term Corporate Note	CATERPILLAR, INC.	14913QAA7	2.400	2.6510	01/29/18	06/06/22	5,000,000.00	4,993,807.75	5,042,850.00	1.008570
Medium Term Corporate Note	CHEVRON CORP	166764AB6	2.355	1.7642	01/24/20	12/05/22	5,000,000.00	5,029,155.90	5,063,400.00	1.012680
Medium Term Corporate Note	CHEVRON CORP	166764AH3	3.191	3.5000	11/26/18	06/24/23	5,000,000.00	4,977,611.72	5,148,500.00	1.029700
Medium Term Corporate Note	CREDIT SUISSE	22550L2D2	1.000	0.2800	02/08/21	05/05/23	5,000,000.00	5,053,849.14	5,013,500.00	1.002700
Medium Term Corporate Note	EQUITABLE FINANCIAL LIFE	29449WAC1	0.500	0.8801	12/13/21	11/17/23	5,000,000.00	4,965,555.56	4,951,850.00	0.990370
Medium Term Corporate Note	ESTEE LAUDER CO	29736RAE0	2.350	2.4200	05/17/19	08/15/22	5,000,000.00	4,996,561.39	5,057,350.00	1.011470
Medium Term Corporate Note	EXXON MOBIL CORPORATION	30231GBH4	2.992	1.3664	05/15/20	03/19/25	5,000,000.00	5,276,863.01	5,256,650.00	1.051330
Medium Term Corporate Note	FLORIDA POWER & LIGHT	341081FZ5	2.850	0.9313	06/01/20	04/01/25	5,000,000.00	5,329,612.62	5,223,200.00	1.044640
Medium Term Corporate Note	HARVARD PRES & FELLOWS	740816AJ2	2.300	2.3860	05/24/19	10/01/23	4,000,000.00	3,993,319.90	4,099,960.00	1.024990
Medium Term Corporate Note	HSBC USA INC	40434CAD7	3.500	2.1493	10/23/19	06/23/24	5,000,000.00	5,163,529.02	5,274,700.00	1.054940
Medium Term Corporate Note	JP MORGAN CHASE	48130UWA9	0.750	0.7500	05/11/21	12/11/24	5,000,000.00	5,000,000.00	4,835,900.00	0.967180
Medium Term Corporate Note	JP MORGAN CHASE	46632FRU1	0.700	0.7000	01/22/21	01/22/26	5,000,000.00	5,000,000.00	4,828,150.00	0.965630
Medium Term Corporate Note	LLOYDS BANK	53944VAH2	3.500	0.7800	02/03/21	05/14/25	5,000,000.00	5,468,654.62	5,304,550.00	1.060910
Medium Term Corporate Note	MASSMUTUAL GLOBAL FUND	57629WCU2	0.850	0.3100	03/02/21	06/09/23	5,000,000.00	5,040,374.76	5,006,000.00	1.001200
Medium Term Corporate Note	NEW YORK LIFE	64952WDC5	2.875	2.7501	04/26/19	04/10/24	5,000,000.00	5,014,984.65	5,202,800.00	1.040560
Medium Term Corporate Note	NEW YORK LIFE	64952WDL4	2.000	1.1600	12/29/21	01/22/25	7,500,000.00	7,754,491.67	7,657,875.00	1.021050
Medium Term Corporate Note	NOVARTIS CAPITAL CORP	66989HAE8	2.400	1.6500	01/23/20	09/21/22	5,000,000.00	5,037,040.29	5,075,550.00	1.015110
Medium Term Corporate Note	PACIFIC LIFE	6944PL2C2	0.500	0.3252	09/17/21	09/23/23	5,000,000.00	5,017,405.76	4,967,150.00	0.993430
Medium Term Corporate Note	PRICOA GLOBAL FUNDING	741531FA0	3.450	3.1799	02/04/19	09/01/23	5,000,000.00	5,025,974.38	5,212,900.00	1.042580
Medium Term Corporate Note	PRINCIPAL LFE GLB FND II	74256LEE5	1.250	0.7601	01/12/21	06/23/25	5,000,000.00	5,084,436.91	4,942,650.00	0.988530
Medium Term Corporate Note	PROTECTIVE LIFE	74368CBC7	1.618	1.1220	09/07/21	04/15/26	5,000,000.00	5,108,538.70	4,979,500.00	0.995900
Medium Term Corporate Note	ROYAL BANK OF CANADA	78015K7L2	0.425	0.5000	03/02/21	01/19/24	5,000,000.00	4,990,693.85	4,939,300.00	0.987860

Medium Term Corporate Note	ROYAL BANK OF CANADA	78015K7H1	1.150	1.2500	10/26/21	06/10/25	10,000,000.00	9,965,858.64	9,918,000.00	0.991800
Medium Term Corporate Note	SANOBI PHARMACEUTICAL	801060AC8	3.375	1.6725	02/06/20	06/19/23	5,000,000.00	5,125,582.81	5,183,750.00	1.036750
Medium Term Corporate Note	SHELL INTERNATIONAL FIN	822582BZ4	3.500	1.7172	02/05/20	11/13/23	5,000,000.00	5,174,513.57	5,232,100.00	1.046420
Medium Term Corporate Note	SHELL INTERNATIONAL FIN	822582CC4	2.000	2.0998	11/14/19	11/07/24	5,000,000.00	4,985,559.24	5,125,450.00	1.025090
Medium Term Corporate Note	TOYOTA MOTOR CREDIT CORP	89236TCQ6	2.800	3.1012	04/19/18	07/13/22	3,000,000.00	2,991,170.07	3,040,980.00	1.013660
Medium Term Corporate Note	TOYOTA MOTOR CREDIT CORP	89236TDW2	2.900	0.6042	04/13/21	04/17/24	3,933,000.00	4,156,699.01	4,095,668.88	1.014360
Medium Term Corporate Note	TOYOTA MOTOR CREDIT CORP	89236TGT6	1.800	1.8000	02/13/20	02/13/25	5,000,000.00	5,000,000.00	5,076,850.00	1.015370
Medium Term Corporate Note	TOYOTA MOTOR CREDIT CORP	89236THY4	0.700	0.7000	01/20/21	01/20/26	5,000,000.00	5,000,000.00	4,803,450.00	0.960690
Medium Term Corporate Note	U.S. BANCORP	91159HHC7	3.000	2.7951	03/08/19	03/15/22	5,000,000.00	5,005,052.17	5,015,550.00	1.003110
Medium Term Corporate Note	UBS FINANCE DELAWARE	902674YF1	0.375	0.3200	06/14/21	06/01/23	5,000,000.00	5,004,108.80	4,961,250.00	0.992250
Medium Term Corporate Note	US BANK NA CINCINNATI	90331HNV1	3.400	3.4812	11/26/18	07/24/23	5,000,000.00	4,993,919.45	5,199,300.00	1.039860
Medium Term Corporate Note	US BANK NA CINCINNATI	90331HMS9	2.800	0.6414	11/25/20	01/27/25	5,000,000.00	5,372,947.69	5,223,850.00	1.044770
Medium Term Corporate Note	WAL-MART STORES	931142EL3	2.850	1.8859	10/01/19	07/08/24	5,000,000.00	5,139,955.61	5,225,700.00	1.045140
<b>Total Count 44</b>			<b>2.116</b>	<b>1.5607</b>			<b>219,517,000.00</b>	<b>222,690,713.10</b>	<b>222,429,113.66</b>	<b>1.013266</b>

<b>Money Market</b>	<b>Issuer</b>	<b>CUSIP</b>	<b>Coupon Rate</b>	<b>Yield Matur</b>	<b>Purchase Date</b>	<b>Maturity Date</b>	<b>Ending Par Val/Shares</b>	<b>Amor Value On 12/31/21</b>	<b>Ending Market Val</b>	<b>Ending Unit Price</b>
Money Market	FIDELITY INVESTMENTS		0.010	0.0100	12/10/90	Open	6,000,000.00	6,000,000.00	6,000,000.00	1.000000
<b>Total Count 1</b>			<b>0.010</b>	<b>0.0100</b>			<b>6,000,000.00</b>	<b>6,000,000.00</b>	<b>6,000,000.00</b>	<b>1.000000</b>

<b>Municipal Bond</b>	<b>Issuer</b>	<b>CUSIP</b>	<b>Coupon Rate</b>	<b>Yield Matur</b>	<b>Purchase Date</b>	<b>Maturity Date</b>	<b>Ending Par Val/Shares</b>	<b>Amor Value On 12/31/21</b>	<b>Ending Market Val</b>	<b>Ending Unit Price</b>
Municipal Bond	ANTELOPE VALLY UNION HIGH	036717MN3	2.396	0.8301	10/30/20	08/01/25	1,775,000.00	1,884,130.07	1,833,557.25	1.032990
Municipal Bond	CALIFORNIA DEPT WATER RESOURCE	13066YTZ2	2.000	2.0000	06/06/19	05/01/22	4,000,000.00	4,000,000.00	4,021,040.00	1.005260
Municipal Bond	CALIFORNIA ST HOUSING FINANCE	13034PZJ9	2.612	2.6120	05/08/19	02/01/22	3,500,000.00	3,500,000.00	3,505,705.00	1.001630
Municipal Bond	CHAFFEY COMMUNITY COLLEGE	157432LM5	1.421	0.8621	08/17/21	06/01/26	2,885,000.00	2,956,016.50	2,878,133.70	0.997620
Municipal Bond	CITY OF VALLEJO	919259BL4	1.469	1.4690	03/31/20	05/01/23	1,500,000.00	1,500,000.00	1,508,100.00	1.005400
Municipal Bond	COUNTY OF RIVERSIDE CA	76913CAZ2	2.667	2.2601	05/06/20	02/15/25	5,000,000.00	5,068,089.71	5,183,700.00	1.036740
Municipal Bond	COUNTY OF WESTCHESTER NY	95736VAY8	0.750	0.7456	11/05/20	07/01/25	1,940,000.00	1,940,336.68	1,905,545.60	0.982240
Municipal Bond	GOLDEN STATE TOBACCO	38122NA85	1.600	1.3104	10/12/21	06/01/26	2,000,000.00	2,025,230.19	1,987,580.00	0.993790
Municipal Bond	LOS ALTOS SCHOOL DIST	544290JH3	1.000	0.5501	06/10/21	10/01/24	5,000,000.00	5,066,834.96	4,991,950.00	0.998390
Municipal Bond	NEW YORK STATE DORMITORY	64990FD27	0.267	0.2670	06/23/21	03/15/23	1,000,000.00	1,000,000.00	994,710.00	0.994710
Municipal Bond	NEW YORK STATE DORMITORY	64990FD43	0.887	0.8870	06/23/21	03/15/25	1,650,000.00	1,650,000.00	1,627,197.00	0.986180
Municipal Bond	NEW YORK STATE URBAN DEV	650036AR7	0.720	0.7200	06/25/20	03/15/23	1,250,000.00	1,250,000.00	1,251,162.50	1.000930
Municipal Bond	NEW YORK STATE URBAN DEV	64985TAY7	2.020	2.0200	10/30/19	03/15/24	5,000,000.00	5,000,000.00	5,110,650.00	1.022130
Municipal Bond	STATE OF CALIFORNIA	13063DAD0	2.367	2.0004	03/26/20	04/01/22	5,330,000.00	5,339,674.01	5,359,048.50	1.005450
Municipal Bond	STATE OF CALIFORNIA	13063DDG0	2.250	2.8401	01/22/19	10/01/23	5,000,000.00	4,943,023.56	5,124,950.00	1.024990
Municipal Bond	STATE OF CALIFORNIA	13063DLZ9	3.000	2.5002	05/01/19	04/01/24	5,000,000.00	5,060,203.73	5,238,100.00	1.047620
Municipal Bond	STATE OF CALIFORNIA	13063DRD2	2.375	1.0560	10/04/21	10/01/26	9,900,000.00	10,535,262.38	10,341,837.00	1.044630
Municipal Bond	STATE OF CONNECTICUT	20772KAE9	2.990	1.9630	10/17/19	01/15/23	5,000,000.00	5,075,535.39	5,117,150.00	1.023430
Municipal Bond	STATE OF HAWAII	419792YL4	2.770	1.6101	04/03/20	01/01/22	3,750,000.00	3,771,574.81	3,750,000.00	1.000000
Municipal Bond	STATE OF HAWAII	419792YR1	0.893	0.8930	08/20/21	08/01/26	6,400,000.00	6,403,016.36	6,234,944.00	0.974210
Municipal Bond	STATE OF WISCONSIN	977100CZ7	2.049	2.0490	03/25/20	05/01/23	4,000,000.00	4,000,000.00	4,070,120.00	1.017530
Municipal Bond	TEXAS A&M UNIVERSITY	88213AKA2	2.349	1.6402	01/23/20	05/15/23	5,000,000.00	5,052,296.84	5,110,200.00	1.022040
Municipal Bond	TEXAS A&M UNIVERSITY	88213ALV5	2.877	1.0002	05/15/20	05/15/25	3,000,000.00	3,193,180.99	3,159,270.00	1.053090
Municipal Bond	UNIVERSITY OF CALIFORNIA	91412HGE7	0.883	0.4113	02/02/21	05/15/25	5,000,000.00	5,081,877.06	4,944,600.00	0.988920
<b>Total Count 24</b>			<b>2.026</b>	<b>1.5378</b>			<b>93,880,000.00</b>	<b>95,296,283.24</b>	<b>95,249,250.55</b>	<b>1.014585</b>

<b>State Pool</b>	<b>Issuer</b>	<b>CUSIP</b>	<b>Coupon Rate</b>	<b>Yield Matur</b>	<b>Purchase Date</b>	<b>Maturity Date</b>	<b>Ending Par Val/Shares</b>	<b>Amor Value On 12/31/21</b>	<b>Ending Market Val</b>	<b>Ending Unit Price</b>
State Pool	STATE OF CALIFORNIA		0.220	0.2200	01/01/88	Open	48,294,720.70	48,294,720.70	48,294,720.70	1.000000
State Pool	STATE OF CALIFORNIA		0.220	0.2200	11/30/01	Open	19,455,961.75	19,455,961.75	19,455,961.75	1.000000
<b>Total Count 2</b>			<b>0.220</b>	<b>0.2200</b>			<b>67,750,682.45</b>	<b>67,750,682.45</b>	<b>67,750,682.45</b>	<b>1.000000</b>

Supranational	Issuer	CUSIP	Coupon Rate	Yield Matur	Purchase Date	Maturity Date	Ending Par Val/Shares	Amor Value On 12/31/21	Ending Market Val	Ending Unit Price
Supranational	INTER AMERICAN DEVELOPMNT BANK	4581X0CF3	3.000	0.2411	02/01/21	02/21/24	5,000,000.00	5,343,624.19	5,233,750.00	1.046750
Supranational	INTER AMERICAN DEVELOPMNT BANK	4581X0DK1	1.750	0.5597	05/13/21	03/14/25	5,000,000.00	5,205,992.85	5,103,400.00	1.020680
Supranational	INTL BK RECON & DEVELOP	459058FF5	1.750	2.6580	02/01/19	04/19/23	5,000,000.00	4,933,667.71	5,075,200.00	1.015040
Supranational	INTL BK RECON & DEVELOP	45906M2L4	0.650	0.7336	07/30/21	02/24/26	5,000,000.00	4,981,522.63	4,859,100.00	0.971820
<b>Total Count 4</b>			<b>1.809</b>	<b>1.0247</b>			<b>20,000,000.00</b>	<b>20,464,807.38</b>	<b>20,271,450.00</b>	<b>1.013573</b>

Time Deposit	Issuer	CUSIP	Coupon Rate	Yield Matur	Purchase Date	Maturity Date	Ending Par Val/Shares	Amor Value On 12/31/21	Ending Market Val	Ending Unit Price
Time Deposit	PREMIER VALLEY BANK		0.010	0.0100	01/14/21	01/13/22	1,400,000.00	1,400,000.00	1,400,000.00	1.000000
Time Deposit	PREMIER VALLEY BANK		0.019	0.0190	03/25/21	03/24/22	1,400,000.00	1,400,000.00	1,400,000.00	1.000000
Time Deposit	PREMIER VALLEY BANK		0.190	0.1898	05/13/21	05/12/22	1,600,000.00	1,600,000.00	1,600,000.00	1.000000
<b>Total Count 3</b>			<b>0.078</b>	<b>0.0782</b>			<b>4,400,000.00</b>	<b>4,400,000.00</b>	<b>4,400,000.00</b>	<b>1.000000</b>

Treasury Note	Issuer	CUSIP	Coupon Rate	Yield Matur	Purchase Date	Maturity Date	Ending Par Val/Shares	Amor Value On 12/31/21	Ending Market Val	Ending Unit Price
Treasury Note	U.S. TREASURY	9128286U9	2.125	1.6000	12/02/19	05/15/22	10,000,000.00	10,026,040.76	10,072,300.00	1.007230
Treasury Note	U.S. TREASURY	9128282S8	1.625	2.2322	05/01/19	08/31/22	5,000,000.00	4,970,142.59	5,045,100.00	1.009020
Treasury Note	U.S. TREASURY	91282CAF8	0.125	0.2500	06/23/21	08/15/23	10,000,000.00	9,975,077.93	9,919,100.00	0.991910
Treasury Note	U.S. TREASURY	9128284X5	2.750	1.6374	12/31/19	08/31/23	5,000,000.00	5,109,017.07	5,171,900.00	1.034380
Treasury Note	U.S. TREASURY	912828XX3	2.000	1.5701	10/18/19	06/30/24	5,000,000.00	5,052,498.31	5,140,650.00	1.028130
Treasury Note	U.S. TREASURY	912828G38	2.250	1.6900	12/31/19	11/15/24	5,000,000.00	5,081,570.63	5,184,950.00	1.036990
Treasury Note	U.S. TREASURY	91282CBC4	0.375	0.4447	01/20/21	12/31/25	10,000,000.00	9,972,391.52	9,697,300.00	0.969730
Treasury Note	U.S. TREASURY	91282CCP4	0.625	0.6223	08/03/21	07/31/26	5,000,000.00	5,000,909.76	4,864,650.00	0.972930
<b>Total Count 8</b>			<b>1.391</b>	<b>1.1979</b>			<b>55,000,000.00</b>	<b>55,187,648.57</b>	<b>55,095,950.00</b>	<b>1.001599</b>

US Sovereign Bond Guarante	Issuer	CUSIP	Coupon Rate	Yield Matur	Purchase Date	Maturity Date	Ending Par Val/Shares	Amor Value On 12/31/21	Ending Market Val	Ending Unit Price
US Sovereign Bond Guarante	AID-ISRAEL	46513EGV8	5.500	2.5770	02/28/19	12/04/23	4,815,000.00	5,087,644.36	5,245,798.05	1.089470
<b>Total Count 1</b>			<b>5.500</b>	<b>2.5770</b>			<b>4,815,000.00</b>	<b>5,087,644.36</b>	<b>5,245,798.05</b>	<b>1.089470</b>

<b>Investment Total</b>			<b>1.482</b>	<b>1.2039</b>			<b>808,312,682.45</b>	<b>814,465,595.93</b>	<b>813,141,011.01</b>	<b>1.005937</b>
-------------------------	--	--	--------------	---------------	--	--	-----------------------	-----------------------	-----------------------	-----------------