

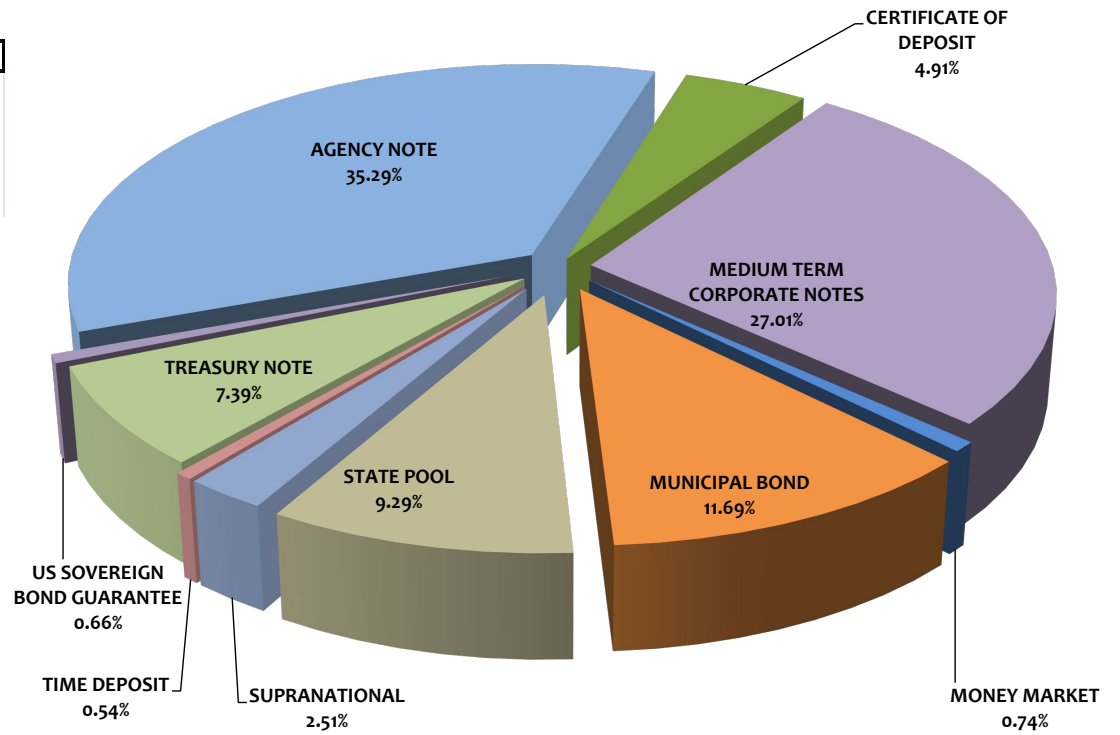
ASSET ALLOCATION

Assets	Current Par Value	Current Book Value	Market Value	Mkt/Book	Yield to Maturity
AGENCY NOTE	\$286,950,000	\$287,616,803	\$286,615,391	99.65%	0.96%
CERTIFICATE OF DEPOSIT	40,000,000	40,000,000	40,815,534	102.04%	1.97%
MEDIUM TERM CORPORATE NOTES	217,017,000	220,132,498	220,371,592	100.11%	1.63%
MONEY MARKET	6,000,000	6,000,000	6,000,000	100.00%	0.01%
MUNICIPAL BOND	93,880,000	95,310,587	95,655,269	100.36%	1.54%
STATE POOL	75,750,682	75,750,682	75,750,682	100.00%	0.20%
SUPRANATIONAL	20,000,000	20,464,807	20,355,100	99.46%	1.02%
TIME DEPOSIT	4,400,000	4,400,000	4,400,000	100.00%	0.08%
TREASURY NOTE	60,000,000	60,197,516	60,287,900	100.15%	1.20%
US SOVEREIGN BOND GUARANTEE	4,815,000	5,153,652	5,279,840	102.45%	2.58%
Totals	\$808,812,682	\$815,026,546	\$815,531,308	100.06%	1.21%

Pooled Portfolio Composition by Book Value

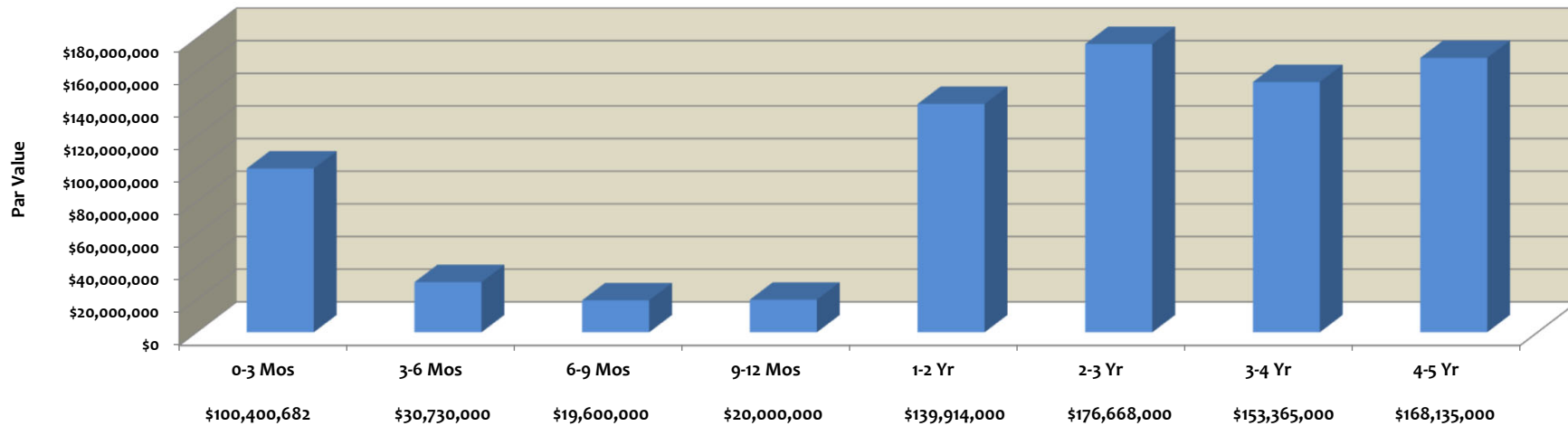
Portfolio Breakdown & Statistics

	November 30, 2021	November 30, 2020
AMORTIZED COST	\$815,026,546	\$659,271,435
AVERAGE DAYS TO MATURITY	872	819
CURRENT MONTH RETURN ON INVEST	1.33%	1.64%
EARNED INTEREST-CURR MONTH	\$890,271	\$915,250
EARNED INTEREST - FISCAL YTD	\$4,394,857	\$4,710,877



MATURITY DISTRIBUTION									
Current Par Value	0-3 Mos	3-6 Mos	6-9 Mos	9-12 Mos	1-2 Yr	2-3 Yr	3-4 Yr	4-5 Yr	Totals
AGENCY NOTE	\$ -	\$ 10,000,000			\$25,000,000	\$80,000,000	\$75,000,000	\$96,950,000	\$ 286,950,000.00
MEDIUM TERM CORPORATE NOTES	5,000,000	5,000,000	8,000,000	15,000,000	62,164,000	46,853,000	45,000,000	30,000,000	\$ 217,017,000.00
MONEY MARKET	6,000,000	-	-	-	-	-	-	-	\$ 6,000,000.00
STATE POOL	75,750,682	-	-	-	-	-	-	-	\$ 75,750,682.45
TIME DEPOSIT	1,400,000	1,400,000	1,600,000						\$ 4,400,000.00
TREASURY NOTE	5,000,000		10,000,000	5,000,000	15,000,000	5,000,000	5,000,000	15,000,000	\$ 60,000,000.00
CERTIFICATE OF DEPOSIT	-	5,000,000			10,000,000	20,000,000	5,000,000		\$ 40,000,000.00
MUNICIPAL BOND	7,250,000	9,330,000			22,750,000	15,000,000	18,365,000	21,185,000	\$ 93,880,000.00
SUPRANATIONAL	-	-	-	-	5,000,000	5,000,000	5,000,000	5,000,000	\$ 20,000,000.00
US SOVEREIGN BOND GUARANTEE	-	-	-	-	-	4,815,000	-	-	\$ 4,815,000.00
Totals	\$100,400,682	\$30,730,000	\$19,600,000	\$20,000,000	\$139,914,000	\$176,668,000	\$153,365,000	\$168,135,000	\$808,812,682
% of Portfolio	12.41%	3.80%	2.42%	2.47%	17.30%	21.84%	18.96%	20.79%	100.00%

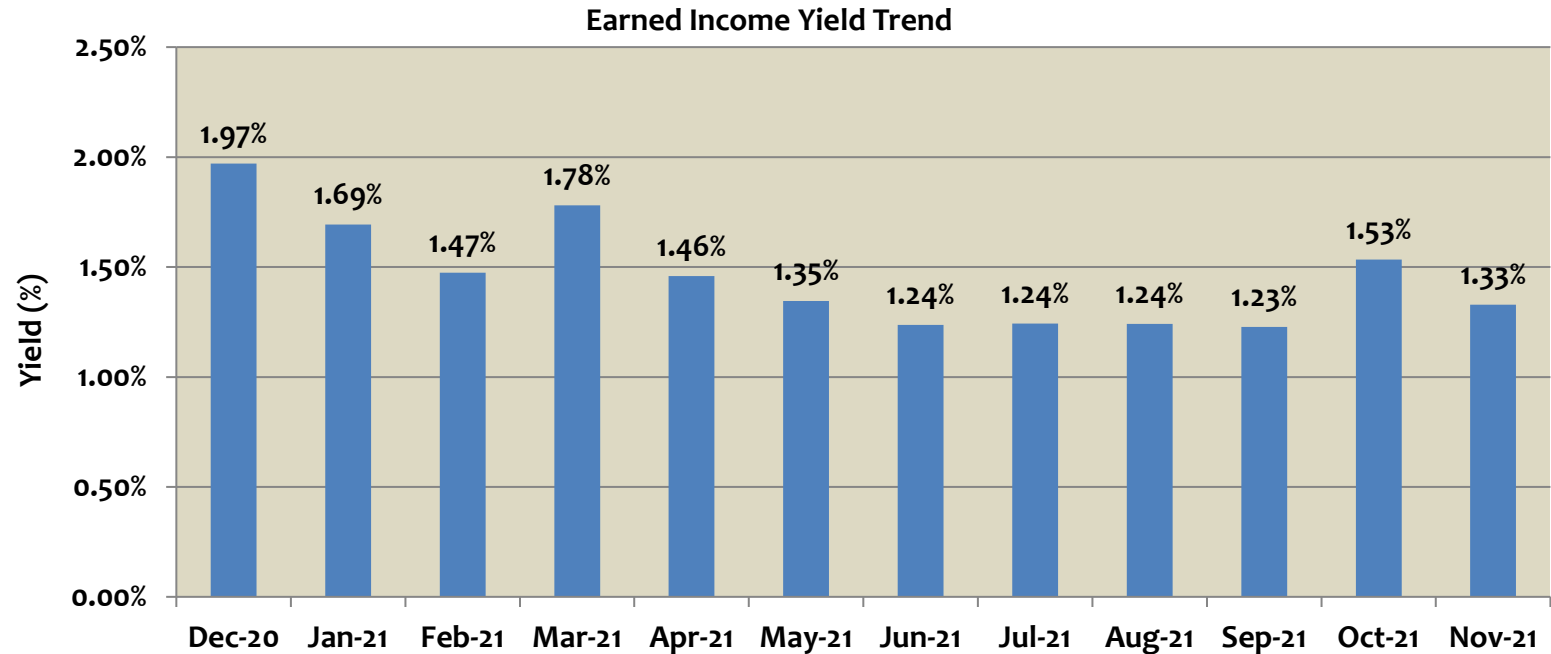
Maturity Distribution
November 30, 2021





PORTFOLIO - EARNED INCOME YIELD

Month	Earned Income Yield
Dec-20	1.97%
Jan-21	1.69%
Feb-21	1.47%
Mar-21	1.78%
Apr-21	1.46%
May-21	1.35%
Jun-21	1.24%
Jul-21	1.24%
Aug-21	1.24%
Sep-21	1.23%
Oct-21	1.53%
Nov-21	1.33%



In accordance with State Law, the Finance Director certifies that the securities held in the City Investment Portfolio, comply with City policies. The Finance Director further certifies that the City has Operating Funds available to meet its expenditure requirements for the next six months.

Amortized Cost - the total amount at which investments are carried on the City books. This amount includes the amortization and accretion of premiums and discounts, respectively.

Market Value - the total amount at which investments are being sold in the market. Market prices are provided by the Bank of New York.

Maturity Value - (also referred to as "par value") the total amount of the face or stated value of the investments at maturity.

Average Days to Maturity - the average time in days left in the maturity of the investments.

Monthly Yield - the rate of return on investments as expressed in a percentage.

Earned Interest - the amount of income realized by all investments.



Agency Note	Issuer	CUSIP	Coupon Rate	Yield Matur	Purchase Date	Maturity Date	Ending Par Val/Shares	Amor Value On 11/30/21	Ending Market Val	Ending Unit Price
Agency Note	FARMER MAC	31422XAT9	0.520	0.5200	03/02/21	12/15/25	5,000,000.00	5,000,000.00	4,912,900.00	0.982580
Agency Note	FARMER MAC	31422XLY6	0.900	0.9000	09/01/21	09/01/26	5,000,000.00	5,000,000.00	4,928,550.00	0.985710
Agency Note	FED AG MORTGAGE CORPORATION	31422XMT6	0.930	0.9300	09/21/21	09/21/26	5,000,000.00	5,000,000.00	4,971,000.00	0.994200
Agency Note	FED FARM CREDIT BANK	3133EMHE5	0.170	0.1852	12/07/20	11/30/22	5,000,000.00	4,999,241.99	4,998,150.00	0.999630
Agency Note	FED FARM CREDIT BANK	3133EL3E2	0.320	0.3200	08/10/20	08/10/23	5,000,000.00	5,000,000.00	4,989,150.00	0.997830
Agency Note	FED FARM CREDIT BANK	3133EMN81	0.310	0.3100	06/29/21	12/29/23	5,000,000.00	5,000,000.00	4,976,100.00	0.995220
Agency Note	FED FARM CREDIT BANK	3133EKBW5	2.610	2.6100	02/27/19	02/27/24	5,000,000.00	5,000,000.00	5,219,000.00	1.043800
Agency Note	FED FARM CREDIT BANK	3133ELQ56	0.570	0.5700	07/02/20	07/02/24	5,000,000.00	5,000,000.00	4,979,100.00	0.995820
Agency Note	FED FARM CREDIT BANK	3133EKA63	1.600	1.6000	08/16/19	08/16/24	10,000,000.00	10,000,000.00	10,224,200.00	1.022420
Agency Note	FED FARM CREDIT BANK	3133EKP75	1.600	1.4076	10/04/19	09/17/24	5,000,000.00	5,028,159.06	5,105,550.00	1.021110
Agency Note	FED FARM CREDIT BANK	3133EMK92	0.580	0.5800	06/23/21	06/23/25	5,000,000.00	5,000,000.00	4,903,800.00	0.980760
Agency Note	FED FARM CREDIT BANK	3133ELZ80	0.580	0.5800	07/29/20	07/29/25	5,000,000.00	5,000,000.00	4,911,850.00	0.982370
Agency Note	FED FARM CREDIT BANK	3133EMAU6	0.500	0.5000	09/22/20	09/22/25	10,000,000.00	10,000,000.00	9,783,600.00	0.978360
Agency Note	FED FARM CREDIT BANK	3133EMCP5	0.520	0.5301	10/14/20	10/14/25	5,000,000.00	4,997,994.72	4,876,350.00	0.975270
Agency Note	FED FARM CREDIT BANK	3133EMSU7	0.800	0.8000	03/09/21	03/09/26	5,000,000.00	5,000,000.00	4,938,600.00	0.987720
Agency Note	FED FARM CREDIT BANK	3133ENFN5	1.540	1.5400	11/30/21	11/30/26	10,000,000.00	10,000,000.00	10,032,700.00	1.003270
Agency Note	FED HOME LOAN BANK	313378WG2	2.500	2.4593	03/12/19	03/11/22	5,000,000.00	5,001,006.29	5,034,050.00	1.006810
Agency Note	FED HOME LOAN BANK	3130A3KM5	2.500	2.3160	12/27/17	12/09/22	5,000,000.00	5,013,483.04	5,112,050.00	1.022410
Agency Note	FED HOME LOAN BANK	3130ADR69	2.750	2.5800	03/04/19	03/10/23	5,000,000.00	5,012,427.59	5,150,200.00	1.030040
Agency Note	FED HOME LOAN BANK	3130AFRW9	2.700	2.5516	02/26/19	08/28/23	5,000,000.00	5,014,378.22	5,190,550.00	1.038110
Agency Note	FED HOME LOAN BANK	3130ANES5	0.265	0.2650	07/29/21	12/29/23	10,000,000.00	10,000,000.00	9,954,100.00	0.995410
Agency Note	FED HOME LOAN BANK	3130AB3H7	2.375	0.8307	03/16/20	03/08/24	5,000,000.00	5,190,652.56	5,191,650.00	1.038330
Agency Note	FED HOME LOAN BANK	3130A0XE5	3.250	2.5800	03/08/19	03/08/24	5,000,000.00	5,080,601.79	5,288,500.00	1.057700
Agency Note	FED HOME LOAN BANK	3130AKWZ5	0.220	0.2200	02/24/21	05/24/24	5,000,000.00	5,000,000.00	4,955,950.00	0.991190
Agency Note	FED HOME LOAN BANK	3130AN3D0	0.450	0.4500	06/28/21	05/24/24	10,000,000.00	10,000,000.00	9,955,000.00	0.995500
Agency Note	FED HOME LOAN BANK	3130A2UW4	2.875	1.6639	10/24/19	09/13/24	5,000,000.00	5,176,496.92	5,286,050.00	1.057210
Agency Note	FED HOME LOAN BANK	3130APMK8	0.750	0.7500	11/16/21	09/16/24	10,000,000.00	10,000,000.00	9,965,600.00	0.996560
Agency Note	FED HOME LOAN BANK	3130A3GE8	2.750	1.7080	12/13/19	12/13/24	5,000,000.00	5,176,269.46	5,282,900.00	1.056580
Agency Note	FED HOME LOAN BANK	3130AMQW5	0.350	0.3500	06/16/21	12/16/24	10,000,000.00	10,000,000.00	9,925,000.00	0.992500
Agency Note	FED HOME LOAN BANK	3130AKMR4	0.330	0.3300	01/28/21	01/15/25	5,000,000.00	5,000,000.00	4,932,300.00	0.986460
Agency Note	FED HOME LOAN BANK	3130ALZV9	0.680	0.6800	04/29/21	04/29/25	5,000,000.00	5,000,000.00	4,984,950.00	0.996990
Agency Note	FED HOME LOAN BANK	3130AMX23	0.900	0.9000	06/30/21	12/30/25	6,550,000.00	6,550,000.00	6,481,552.50	0.989550
Agency Note	FED HOME LOAN BANK	3130AKN85	0.550	0.5652	01/20/21	01/20/26	5,000,000.00	4,996,620.26	4,885,650.00	0.977130
Agency Note	FED HOME LOAN BANK	3130AKPL4	0.550	0.5500	01/28/21	01/28/26	5,000,000.00	5,000,000.00	4,922,050.00	0.984410
Agency Note	FED HOME LOAN BANK	3130AKPC4	0.600	0.6000	01/28/21	01/28/26	5,000,000.00	5,000,000.00	4,910,900.00	0.982180
Agency Note	FED HOME LOAN BANK	3130ALV92	0.500	0.9484	04/01/21	03/30/26	5,000,000.00	4,997,254.01	4,977,200.00	0.995440
Agency Note	FED HOME LOAN BANK	3130ALYB4	0.700	1.1449	04/28/21	04/28/26	5,000,000.00	5,000,000.00	4,973,800.00	0.994760
Agency Note	FED HOME LOAN BANK	3130AMTW2	0.500	0.5000	06/30/21	06/30/26	5,000,000.00	5,000,000.00	4,932,600.00	0.986520
Agency Note	FED HOME LOAN BANK	3130AMWMO	0.500	0.9379	06/30/21	06/30/26	5,000,000.00	5,000,000.00	4,959,950.00	0.991990
Agency Note	FED HOME LOAN BANK	3130AMZN5	0.750	1.0447	06/30/21	06/30/26	5,000,000.00	5,000,000.00	4,944,150.00	0.988830
Agency Note	FED HOME LOAN BANK	3130ANBS8	0.930	0.9300	07/29/21	07/29/26	5,400,000.00	5,400,000.00	5,330,988.00	0.987220
Agency Note	FED HOME LOAN BANK	3130ANLZ1	0.900	0.9000	08/26/21	08/26/26	5,000,000.00	5,000,000.00	4,929,200.00	0.985840
Agency Note	FED HOME LOAN MORT CORP	3136G4YP2	0.720	0.7200	07/09/20	07/09/25	5,000,000.00	5,000,000.00	4,935,000.00	0.987000

Agency Note	FED HOME LOAN MORT CORP	3134GXCH5	0.600	0.6000	11/25/20	11/25/25	5,000,000.00	5,000,000.00	4,924,100.00	0.984820
Agency Note	FEDERAL NAT MORTGAGE ASSOC	3135GoT45	1.875	2.5955	12/27/18	04/05/22	5,000,000.00	4,982,217.12	5,030,950.00	1.006190
Agency Note	FEDERAL NAT MORTGAGE ASSOC	3135GA6K2	0.500	0.5000	12/30/20	06/30/25	5,000,000.00	5,000,000.00	4,898,800.00	0.979760
Agency Note	FEDERAL NAT MORTGAGE ASSOC	3136G4ZR7	0.700	0.7000	07/21/20	07/21/25	5,000,000.00	5,000,000.00	4,931,700.00	0.986340
Agency Note	FEDERAL NAT MORTGAGE ASSOC	3136G4N82	0.490	0.4900	08/21/20	08/21/25	10,000,000.00	10,000,000.00	9,781,800.00	0.978180
Agency Note	FEDERAL NAT MORTGAGE ASSOC	3135GA3W9	0.600	0.6000	11/25/20	11/25/25	5,000,000.00	5,000,000.00	4,905,550.00	0.981110
Total Count 49			1.014	0.9623			286,950,000.00	287,616,803.03	286,615,390.50	0.998834

<i>Certificate of Deposit</i>	<i>Issuer</i>	<i>CUSIP</i>	<i>Coupon Rate</i>	<i>Yield Matur</i>	<i>Purchase Date</i>	<i>Maturity Date</i>	<i>Ending Par Val/Shares</i>	<i>Amor Value On 11/30/21</i>	<i>Ending Market Val</i>	<i>Ending Unit Price</i>
Certificate of Deposit	GOLDMAN SACHS	38149MYT4	0.350	0.3500	08/25/21	08/25/23	5,000,000.00	5,000,000.00	4,974,218.00	0.994844
Certificate of Deposit	MORGAN STANLEY	61760A6Q7	1.850	1.8500	01/30/20	01/30/23	5,000,000.00	5,000,000.00	5,082,623.50	1.016525
Certificate of Deposit	MORGAN STANLEY	61768EBM4	1.650	1.6500	03/05/20	03/05/24	5,000,000.00	5,000,000.00	5,091,349.50	1.018270
Certificate of Deposit	MORGAN STANLEY	61690ULQ1	1.950	1.9711	10/10/19	10/10/24	5,000,000.00	5,000,000.00	5,135,378.00	1.027076
Certificate of Deposit	MORGAN STANLEY	61690UMT4	1.950	1.9711	10/31/19	10/31/24	5,000,000.00	5,000,000.00	5,131,420.00	1.026284
Certificate of Deposit	MORGAN STANLEY	61768EAQ6	1.800	1.8000	02/20/20	02/20/25	5,000,000.00	5,000,000.00	5,117,170.00	1.023434
Certificate of Deposit	WELLS FARGO BANK	949763XG6	2.900	2.9000	01/30/19	01/31/22	5,000,000.00	5,000,000.00	5,023,330.50	1.004666
Certificate of Deposit	WELLS FARGO BANK	949763WR3	3.350	3.3500	01/09/19	01/09/24	1,000,000.00	1,000,000.00	1,054,081.10	1.054081
Certificate of Deposit	WELLS FARGO BANK	949763WU6	3.200	3.2000	01/18/19	01/18/24	4,000,000.00	4,000,000.00	4,205,963.60	1.051491
Total Count 9			1.960	1.9653			40,000,000.00	40,000,000.00	40,815,534.20	1.020388

<i>Medium Term Corporate Note</i>	<i>Issuer</i>	<i>CUSIP</i>	<i>Coupon Rate</i>	<i>Yield Matur</i>	<i>Purchase Date</i>	<i>Maturity Date</i>	<i>Ending Par Val/Shares</i>	<i>Amor Value On 11/30/21</i>	<i>Ending Market Val</i>	<i>Ending Unit Price</i>
Medium Term Corporate Note	AIG GLOBAL FUNDING	00138CAS7	0.650	0.7000	06/22/21	06/17/24	4,970,000.00	4,963,117.14	4,909,366.00	0.987800
Medium Term Corporate Note	APPLE INC	037833BU3	2.850	2.7654	03/06/19	02/23/23	3,510,000.00	3,514,335.10	3,596,381.10	1.024610
Medium Term Corporate Note	APPLE INC	037833CU2	2.850	2.6366	05/21/19	05/11/24	5,000,000.00	5,025,654.50	5,218,750.00	1.043750
Medium Term Corporate Note	BANK OF AMERICA	06053FAA7	4.100	0.3500	07/01/21	07/24/23	4,654,000.00	5,001,528.23	4,916,904.46	1.056490
Medium Term Corporate Note	BANK OF AMERICA	06048WWM31	1.250	1.2500	05/28/21	05/28/26	5,000,000.00	5,000,000.00	4,789,550.00	0.957910
Medium Term Corporate Note	BANK OF AMERICA	06048WWM31	1.250	1.2500	05/28/21	05/28/26	5,000,000.00	5,000,000.00	4,789,550.00	0.957910
Medium Term Corporate Note	BANK OF AMERICA	06048WP20	1.250	1.2500	09/24/21	09/24/26	5,000,000.00	5,000,000.00	4,894,750.00	0.978950
Medium Term Corporate Note	BANK OF NEW YORK	06406HCS6	3.650	3.1079	03/01/19	02/04/24	2,950,000.00	2,988,179.55	3,120,982.00	1.057960
Medium Term Corporate Note	BERKSHIRE HATHAWAY INC.	084670BR8	2.750	3.3102	12/18/18	03/15/23	5,000,000.00	4,959,334.86	5,121,500.00	1.024300
Medium Term Corporate Note	CATERPILLAR, INC.	14913QAA7	2.400	2.6510	01/29/18	06/06/22	5,000,000.00	4,987,696.51	5,048,450.00	1.009690
Medium Term Corporate Note	CHEVRON CORP	166764AB6	2.355	1.7642	01/24/20	12/05/22	5,000,000.00	5,043,542.93	5,065,700.00	1.013140
Medium Term Corporate Note	CHEVRON CORP	166764AH3	3.191	3.5000	11/26/18	06/24/23	5,000,000.00	4,970,404.18	5,166,850.00	1.033370
Medium Term Corporate Note	CREDIT SUISSE	22550L2D2	1.000	0.2800	02/08/21	05/05/23	5,000,000.00	5,053,849.14	5,017,300.00	1.003460
Medium Term Corporate Note	ESTEE LAUDER CO	29736RAE0	2.350	2.4200	05/17/19	08/15/22	5,000,000.00	4,996,561.39	5,066,050.00	1.013210
Medium Term Corporate Note	EXXON MOBIL CORPORATION	30231GBH4	2.992	1.3664	05/15/20	03/19/25	5,000,000.00	5,276,863.01	5,265,350.00	1.053070
Medium Term Corporate Note	FLORIDA POWER & LIGHT	341081FZ5	2.850	0.9313	06/01/20	04/01/25	5,000,000.00	5,329,612.62	5,234,900.00	1.046980
Medium Term Corporate Note	HARVARD PRES & FELLOWS	740816AJ2	2.300	2.3860	05/24/19	10/01/23	4,000,000.00	3,993,319.90	4,079,400.00	1.019850
Medium Term Corporate Note	HSBC USA INC	40434CAD7	3.500	2.1493	10/23/19	06/23/24	5,000,000.00	5,195,199.05	5,297,100.00	1.059420
Medium Term Corporate Note	JP MORGAN CHASE	48130UWA9	0.750	0.7500	05/11/21	12/11/24	5,000,000.00	5,000,000.00	4,852,000.00	0.970400
Medium Term Corporate Note	JP MORGAN CHASE	46632FRU1	0.700	0.7000	01/22/21	01/22/26	5,000,000.00	5,000,000.00	4,844,700.00	0.968940
Medium Term Corporate Note	LLOYDS BANK	53944VAH2	3.500	0.7800	02/03/21	05/14/25	5,000,000.00	5,468,654.62	5,336,650.00	1.067330
Medium Term Corporate Note	MASSMUTUAL GLOBAL FUND	57629WCU2	0.850	0.3100	03/02/21	06/09/23	5,000,000.00	5,053,791.38	5,015,000.00	1.003000
Medium Term Corporate Note	NEW YORK LIFE	64952WDG5	2.875	2.7501	04/26/19	04/10/24	5,000,000.00	5,014,984.65	5,226,150.00	1.045230
Medium Term Corporate Note	NOVARTIS CAPITAL CORP	66989HAE8	2.400	1.6500	01/23/20	09/21/22	5,000,000.00	5,037,040.29	5,080,000.00	1.016000
Medium Term Corporate Note	ORACLE	68389XAP0	2.500	1.7863	01/10/20	10/15/22	5,000,000.00	5,035,213.22	5,083,600.00	1.016720
Medium Term Corporate Note	PACIFIC LIFE	6944PL2C2	0.500	0.3252	09/17/21	09/23/23	5,000,000.00	5,017,405.76	4,981,700.00	0.996340
Medium Term Corporate Note	PRICOA GLOBAL FUNDING	741531FA0	3.450	3.1799	02/04/19	09/01/23	5,000,000.00	5,025,974.38	5,185,200.00	1.037040
Medium Term Corporate Note	PRINCIPAL LFE GLB FND II	74256LEE5	1.250	0.7601	01/12/21	06/23/25	5,000,000.00	5,096,317.33	4,961,900.00	0.992380

Medium Term Corporate Note	PROTECTIVE LIFE	74368CBC7	1.618	1.1220	09/07/21	04/15/26	5,000,000.00	5,108,538.70	4,993,450.00	0.998690
Medium Term Corporate Note	ROYAL BANK OF CANADA	78015K7L2	0.425	0.5000	03/02/21	01/19/24	5,000,000.00	4,990,693.85	4,954,900.00	0.990980
Medium Term Corporate Note	ROYAL BANK OF CANADA	78015K7H1	1.150	1.2500	10/26/21	06/10/25	10,000,000.00	10,008,104.44	9,916,500.00	0.991650
Medium Term Corporate Note	SANOFI PHARMACEUTICAL	801060AC8	3.375	1.6725	02/06/20	06/19/23	5,000,000.00	5,166,751.36	5,207,900.00	1.041580
Medium Term Corporate Note	SHELL INTERNATIONAL FIN	822582BZ4	3.500	1.7172	02/05/20	11/13/23	5,000,000.00	5,174,513.57	5,257,850.00	1.051570
Medium Term Corporate Note	SHELL INTERNATIONAL FIN	822582CC4	2.000	2.0998	11/14/19	11/07/24	5,000,000.00	4,985,559.24	5,125,350.00	1.025070
Medium Term Corporate Note	TOYOTA MOTOR CREDIT CORP	89236TCQ6	2.800	3.1012	04/19/18	07/13/22	3,000,000.00	2,991,170.07	3,045,570.00	1.015190
Medium Term Corporate Note	TOYOTA MOTOR CREDIT CORP	89236TDW2	2.900	0.6042	04/13/21	04/17/24	3,933,000.00	4,156,699.01	4,106,287.98	1.044060
Medium Term Corporate Note	TOYOTA MOTOR CREDIT CORP	89236TGT6	1.800	1.8000	02/13/20	02/13/25	5,000,000.00	5,000,000.00	5,085,000.00	1.017000
Medium Term Corporate Note	TOYOTA MOTOR CREDIT CORP	89236THY4	0.700	0.7000	01/20/21	01/20/26	5,000,000.00	5,000,000.00	4,819,350.00	0.963870
Medium Term Corporate Note	U.S. BANCORP	91159HHP8	2.625	3.2771	05/24/18	01/24/22	5,000,000.00	4,983,961.36	5,006,850.00	1.001370
Medium Term Corporate Note	U.S. BANCORP	91159HHC7	3.000	2.7951	03/08/19	03/15/22	5,000,000.00	5,005,052.17	5,027,600.00	1.005520
Medium Term Corporate Note	UBS FINANCE DELAWARE	902674YF1	0.375	0.3200	06/14/21	06/01/23	5,000,000.00	5,006,052.08	4,971,150.00	0.994230
Medium Term Corporate Note	US BANK NA CINCINNATI	90331HNV1	3.400	3.4812	11/26/18	07/24/23	5,000,000.00	4,993,919.45	5,201,350.00	1.040270
Medium Term Corporate Note	US BANK NA CINCINNATI	90331HMS9	2.800	0.6414	11/25/20	01/27/25	5,000,000.00	5,372,947.69	5,237,000.00	1.047400
Medium Term Corporate Note	WAL-MART STORES	931142EL3	2.850	1.8859	10/01/19	07/08/24	5,000,000.00	5,139,955.61	5,249,750.00	1.049950
Total Count 44			2.177	1.6340			217,017,000.00	220,132,498.34	220,371,591.54	1.015458

Money Market	Issuer	CUSIP	Coupon Rate	Yield Matur	Purchase Date	Maturity Date	Ending Par Val/Shares	Amor Value On 11/30/21	Ending Market Val	Ending Unit Price
Money Market	FIDELITY INVESTMENTS		0.010	0.0100	12/10/90	Open	6,000,000.00	6,000,000.00	6,000,000.00	1.000000
Total Count 1			0.010	0.0100			6,000,000.00	6,000,000.00	6,000,000.00	1.000000

Municipal Bond	Issuer	CUSIP	Coupon Rate	Yield Matur	Purchase Date	Maturity Date	Ending Par Val/Shares	Amor Value On 11/30/21	Ending Market Val	Ending Unit Price
Municipal Bond	ANTELOPE VALLY UNION HIGH	036717MN3	2.396	0.8301	10/30/20	08/01/25	1,775,000.00	1,884,130.07	1,841,207.50	1.037300
Municipal Bond	CALIFORNIA DEPT WATER RESOURCE	13066YTZ2	2.000	2.0000	06/06/19	05/01/22	4,000,000.00	4,000,000.00	4,030,560.00	1.007640
Municipal Bond	CALIFORNIA ST HOUSING FINANCE	13034PZJ9	2.612	2.6120	05/08/19	02/01/22	3,500,000.00	3,500,000.00	3,512,460.00	1.003560
Municipal Bond	CHAFFEY COMMUNITY COLLEGE	157432LM5	1.421	0.8621	08/17/21	06/01/26	2,885,000.00	2,969,126.28	2,910,532.25	1.008850
Municipal Bond	CITY OF VALLEJO	919259BL4	1.469	1.4690	03/31/20	05/01/23	1,500,000.00	1,500,000.00	1,511,550.00	1.007700
Municipal Bond	COUNTY OF RIVERSIDE CA	76913CAZ2	2.667	2.2601	05/06/20	02/15/25	5,000,000.00	5,068,089.71	5,205,400.00	1.041080
Municipal Bond	COUNTY OF WESTCHESTER NY	95736VAY8	0.750	0.7456	11/05/20	07/01/25	1,940,000.00	1,940,336.68	1,907,194.60	0.983090
Municipal Bond	GOLDEN STATE TOBACCO	38122NA85	1.600	1.3104	10/12/21	06/01/26	2,000,000.00	2,026,424.44	2,010,580.00	1.005290
Municipal Bond	LOS ALTOS SCHOOL DIST	544290JH3	1.000	0.5501	06/10/21	10/01/24	5,000,000.00	5,066,834.96	5,008,100.00	1.001620
Municipal Bond	NEW YORK STATE DORMITORY	64990FD27	0.267	0.2670	06/23/21	03/15/23	1,000,000.00	1,000,000.00	996,380.00	0.996380
Municipal Bond	NEW YORK STATE DORMITORY	64990FD43	0.887	0.8870	06/23/21	03/15/25	1,650,000.00	1,650,000.00	1,639,308.00	0.993520
Municipal Bond	NEW YORK STATE URBAN DEV	650036AR7	0.720	0.7200	06/25/20	03/15/23	1,250,000.00	1,250,000.00	1,253,362.50	1.002690
Municipal Bond	NEW YORK STATE URBAN DEV	64985TAY7	2.020	2.0200	10/30/19	03/15/24	5,000,000.00	5,000,000.00	5,123,600.00	1.024720
Municipal Bond	STATE OF CALIFORNIA	13063DAD0	2.367	2.0004	03/26/20	04/01/22	5,330,000.00	5,339,674.01	5,369,442.00	1.007400
Municipal Bond	STATE OF CALIFORNIA	13063DDG0	2.250	2.8401	01/22/19	10/01/23	5,000,000.00	4,943,023.56	5,155,400.00	1.031080
Municipal Bond	STATE OF CALIFORNIA	13063DLZ9	3.000	2.5002	05/01/19	04/01/24	5,000,000.00	5,060,203.73	5,264,400.00	1.052880
Municipal Bond	STATE OF CALIFORNIA	13063DRD2	2.375	1.0560	10/04/21	10/01/26	9,900,000.00	10,535,262.38	10,397,376.00	1.050240
Municipal Bond	STATE OF CONNECTICUT	20772KAE9	2.990	1.9630	10/17/19	01/15/23	5,000,000.00	5,075,535.39	5,140,500.00	1.028100
Municipal Bond	STATE OF HAWAII	419792YL4	2.770	1.6101	04/03/20	01/01/22	3,750,000.00	3,771,574.81	3,757,912.50	1.002110
Municipal Bond	STATE OF HAWAII	419792YR1	0.893	0.8930	08/20/21	08/01/26	6,400,000.00	6,403,016.36	6,277,184.00	0.980810
Municipal Bond	STATE OF WISCONSIN	977100CZ7	2.049	2.0490	03/25/20	05/01/23	4,000,000.00	4,000,000.00	4,086,640.00	1.021660
Municipal Bond	TEXAS A&M UNIVERSITY	88213AKA2	2.349	1.6402	01/23/20	05/15/23	5,000,000.00	5,052,296.84	5,125,400.00	1.025080
Municipal Bond	TEXAS A&M UNIVERSITY	88213ALV5	2.877	1.0002	05/15/20	05/15/25	3,000,000.00	3,193,180.99	3,172,680.00	1.057560
Municipal Bond	UNIVERSITY OF CALIFORNIA	91412HGE7	0.883	0.4113	02/02/21	05/15/25	5,000,000.00	5,081,877.06	4,958,100.00	0.991620
Total Count 24			2.026	1.5378			93,880,000.00	95,310,587.27	95,655,269.35	1.018910

State Pool	Issuer	CUSIP	Coupon Rate	Yield Matur	Purchase Date	Maturity Date	Ending Par Val/Shares	Amor Value On 11/30/21	Ending Market Val	Ending Unit Price
State Pool	STATE OF CALIFORNIA		0.200	0.2000	01/01/88	Open	48,294,720.70	48,294,720.70	48,294,720.70	1.000000
State Pool	STATE OF CALIFORNIA		0.200	0.2000	11/30/01	Open	27,455,961.75	27,455,961.75	27,455,961.75	1.000000
Total Count 2			0.200	0.2000			75,750,682.45	75,750,682.45	75,750,682.45	1.000000

Supranational	Issuer	CUSIP	Coupon Rate	Yield Matur	Purchase Date	Maturity Date	Ending Par Val/Shares	Amor Value On 11/30/21	Ending Market Val	Ending Unit Price
Supranational	INTER AMERICAN DEVELOPMNT BANK	4581XoCF3	3.000	0.2411	02/01/21	02/21/24	5,000,000.00	5,343,624.19	5,255,950.00	1.051190
Supranational	INTER AMERICAN DEVELOPMNT BANK	4581XoDK1	1.750	0.5597	05/13/21	03/14/25	5,000,000.00	5,205,992.85	5,128,150.00	1.025630
Supranational	INTL BK RECON & DEVELOP	459058FF5	1.750	2.6580	02/01/19	04/19/23	5,000,000.00	4,933,667.71	5,092,300.00	1.018460
Supranational	INTL BK RECON & DEVELOP	45906M2L4	0.650	0.7336	07/30/21	02/24/26	5,000,000.00	4,981,522.63	4,878,700.00	0.975740
Total Count 4			1.809	1.0247			20,000,000.00	20,464,807.38	20,355,100.00	1.017755

Time Deposit	Issuer	CUSIP	Coupon Rate	Yield Matur	Purchase Date	Maturity Date	Ending Par Val/Shares	Amor Value On 11/30/21	Ending Market Val	Ending Unit Price
Time Deposit	PREMIER VALLEY BANK		0.010	0.0100	01/14/21	01/13/22	1,400,000.00	1,400,000.00	1,400,000.00	1.000000
Time Deposit	PREMIER VALLEY BANK		0.019	0.0190	03/25/21	03/24/22	1,400,000.00	1,400,000.00	1,400,000.00	1.000000
Time Deposit	PREMIER VALLEY BANK		0.190	0.1898	05/13/21	05/12/22	1,600,000.00	1,600,000.00	1,600,000.00	1.000000
Total Count 3			0.078	0.0782			4,400,000.00	4,400,000.00	4,400,000.00	1.000000

Treasury Note	Issuer	CUSIP	Coupon Rate	Yield Matur	Purchase Date	Maturity Date	Ending Par Val/Shares	Amor Value On 11/30/21	Ending Market Val	Ending Unit Price
Treasury Note	U.S. TREASURY	912828G87	2.125	2.0047	05/30/19	12/31/21	5,000,000.00	5,002,976.44	5,008,100.00	1.001620
Treasury Note	U.S. TREASURY	9128286U9	2.125	1.6000	12/02/19	05/15/22	10,000,000.00	10,026,040.76	10,092,400.00	1.009240
Treasury Note	U.S. TREASURY	9128282S8	1.625	2.2322	05/01/19	08/31/22	5,000,000.00	4,970,142.59	5,055,100.00	1.011020
Treasury Note	U.S. TREASURY	91282CAF8	0.125	0.2500	06/23/21	08/15/23	10,000,000.00	9,975,077.93	9,947,300.00	0.994730
Treasury Note	U.S. TREASURY	9128284X5	2.750	1.6374	12/31/19	08/31/23	5,000,000.00	5,109,017.07	5,199,050.00	1.039810
Treasury Note	U.S. TREASURY	912828XX3	2.000	1.5701	10/18/19	06/30/24	5,000,000.00	5,062,751.51	5,164,850.00	1.032970
Treasury Note	U.S. TREASURY	912828G38	2.250	1.6900	12/31/19	11/15/24	5,000,000.00	5,081,570.63	5,209,950.00	1.041990
Treasury Note	U.S. TREASURY	91282CBC4	0.375	0.4447	01/20/21	12/31/25	10,000,000.00	9,969,028.83	9,725,400.00	0.972540
Treasury Note	U.S. TREASURY	91282CCP4	0.625	0.6223	08/03/21	07/31/26	5,000,000.00	5,000,909.76	4,885,750.00	0.977150
Total Count 9			1.391	1.1979			60,000,000.00	60,197,515.52	60,287,900.00	1.004798

US Sovereign Bond Guarante	Issuer	CUSIP	Coupon Rate	Yield Matur	Purchase Date	Maturity Date	Ending Par Val/Shares	Amor Value On 11/30/21	Ending Market Val	Ending Unit Price
US Sovereign Bond Guarante	AID-ISRAEL	46513EGV8	5.500	2.5770	02/28/19	12/04/23	4,815,000.00	5,153,651.60	5,279,840.10	1.096540
Total Count 1			5.500	2.5770			4,815,000.00	5,153,651.60	5,279,840.10	1.096540

Investment Total			1.483	1.2077			808,812,682.45	815,026,545.59	815,531,308.14	1.008307
-------------------------	--	--	--------------	---------------	--	--	-----------------------	-----------------------	-----------------------	-----------------