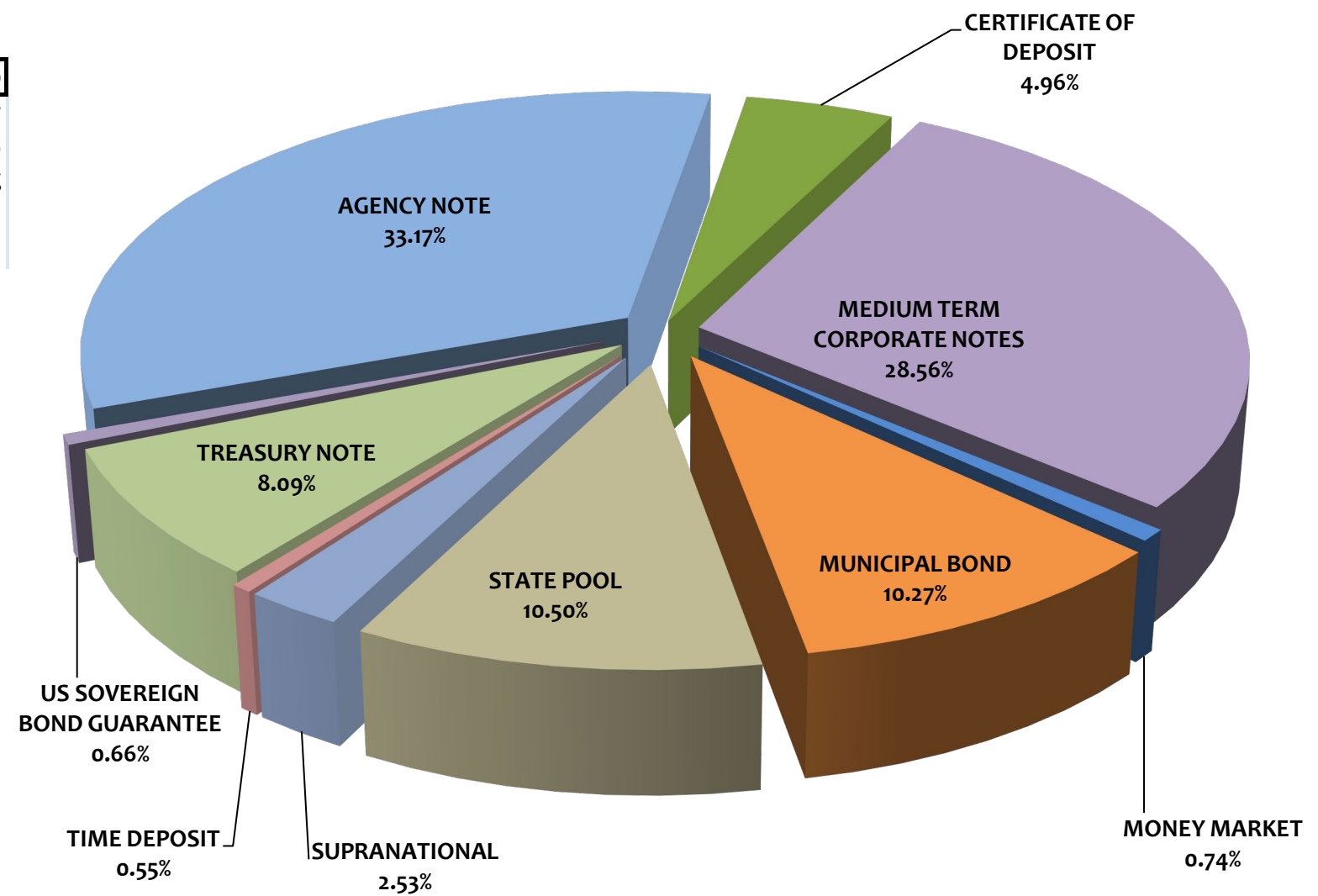


ASSET ALLOCATION					
Assets	Current Par Value	Current Book Value	Market Value	Mkt/Book	Yield to Maturity
AGENCY NOTE	\$266,950,000	\$267,598,622	\$268,650,808	100.39%	0.95%
CERTIFICATE OF DEPOSIT	40,000,000	40,000,000	41,179,646	102.95%	1.97%
MEDIUM TERM CORPORATE NOTES	227,007,000	230,400,605	232,729,355	101.01%	1.72%
MONEY MARKET	6,000,000	6,000,000	6,000,000	100.00%	0.01%
MUNICIPAL BOND	81,980,000	82,818,944	83,817,126	101.21%	1.60%
STATE POOL	84,696,725	84,696,725	84,696,725	100.00%	0.20%
SUPRANATIONAL	20,000,000	20,443,274	20,495,100	100.25%	1.02%
TIME DEPOSIT	4,400,000	4,400,000	4,400,000	100.00%	0.08%
TREASURY NOTE	65,000,000	65,268,170	65,635,000	100.56%	1.23%
US SOVEREIGN BOND GUARANTEE	4,815,000	5,153,652	5,345,324	103.72%	2.58%
<b>Totals</b>	<b>\$800,848,725</b>	<b>\$806,779,992</b>	<b>\$812,949,084</b>	<b>100.76%</b>	<b>1.23%</b>

Pooled Portfolio Composition by Book Value

Portfolio Breakdown & Statistics		
	September 30, 2021	September 30, 2020
AMORTIZED COST	\$806,779,992	\$675,145,617
AVERAGE DAYS TO MATURITY	866	790
CURRENT MONTH RETURN ON INVEST	1.23%	1.65%
EARNED INTEREST-CURR MONTH	\$816,858	\$934,764
EARNED INTEREST - FISCAL YTD	\$2,464,870	\$2,871,279

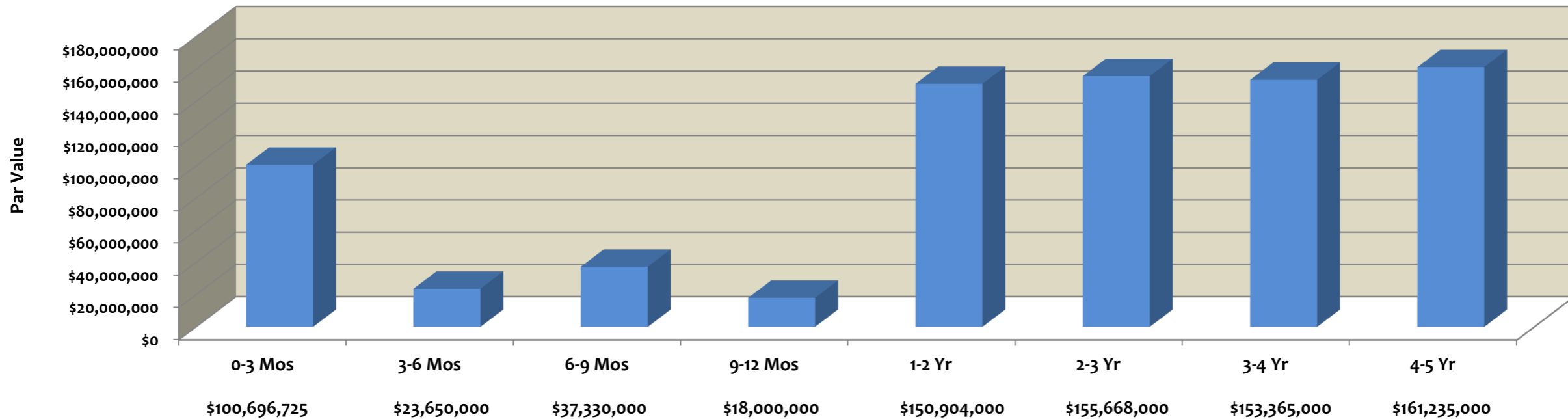




**MATURITY DISTRIBUTION**

Current Par Value	0-3 Mos	3-6 Mos	6-9 Mos	9-12 Mos	1-2 Yr	2-3 Yr	3-4 Yr	4-5 Yr	Totals
AGENCY NOTE	\$ -	\$ -	\$ 10,000,000		\$25,000,000	\$65,000,000	\$65,000,000	\$101,950,000	\$ 266,950,000.00
MEDIUM TERM CORPORATE NOTES	5,000,000	5,000,000	5,000,000	13,000,000	78,154,000	50,853,000	40,000,000	30,000,000	\$ 227,007,000.00
MONEY MARKET	6,000,000	-	-	-	-	-	-	-	\$ 6,000,000.00
STATE POOL	84,696,725	-	-	-	-	-	-	-	\$ 84,696,725.22
TIME DEPOSIT	-	1,400,000	3,000,000	-	-	-	-	-	\$ 4,400,000.00
TREASURY NOTE	5,000,000	5,000,000	10,000,000	5,000,000	15,000,000	5,000,000	5,000,000	15,000,000	\$ 65,000,000.00
CERTIFICATE OF DEPOSIT	-	5,000,000	-	-	10,000,000	10,000,000	15,000,000	-	\$ 40,000,000.00
MUNICIPAL BOND	-	7,250,000	9,330,000	-	17,750,000	15,000,000	23,365,000	9,285,000	\$ 81,980,000.00
SUPRANATIONAL	-	-	-	-	5,000,000	5,000,000	5,000,000	5,000,000	\$ 20,000,000.00
US SOVEREIGN BOND GUARANTEE	-	-	-	-	-	4,815,000	-	-	\$ 4,815,000.00
<b>Totals</b>	<b>\$100,696,725</b>	<b>\$23,650,000</b>	<b>\$37,330,000</b>	<b>\$18,000,000</b>	<b>\$150,904,000</b>	<b>\$155,668,000</b>	<b>\$153,365,000</b>	<b>\$161,235,000</b>	<b>\$800,848,725</b>
<b>% of Portfolio</b>	<b>12.57%</b>	<b>2.95%</b>	<b>4.66%</b>	<b>2.25%</b>	<b>18.84%</b>	<b>19.44%</b>	<b>19.15%</b>	<b>20.13%</b>	<b>100.00%</b>

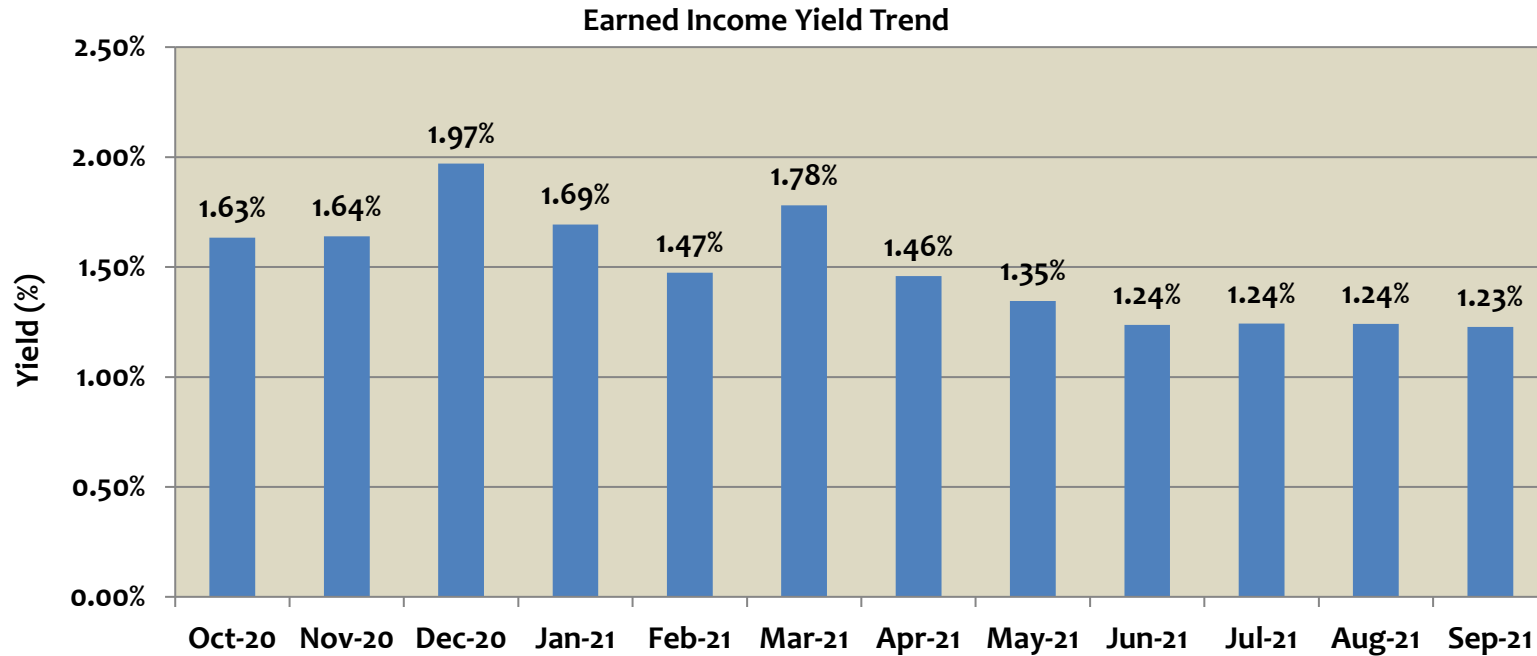
Maturity Distribution  
September 30, 2021





**PORTFOLIO - EARNED INCOME YIELD**

Month	Earned Income Yield
Oct-20	1.63%
Nov-20	1.64%
Dec-20	1.97%
Jan-21	1.69%
Feb-21	1.47%
Mar-21	1.78%
Apr-21	1.46%
May-21	1.35%
Jun-21	1.24%
Jul-21	1.24%
Aug-21	1.24%
Sep-21	1.23%



In accordance with State Law, the Finance Director certifies that the securities held in the City Investment Portfolio, comply with City policies. The Finance Director further certifies that the City has Operating Funds available to meet its expenditure requirements for the next six months.

**Amortized Cost** - the total amount at which investments are carried on the City books. This amount includes the amortization and accretion of premiums and discounts, respectively.

**Market Value** - the total amount at which investments are being sold in the market. Market prices are provided by the Bank of New York.

**Maturity Value** - (also referred to as "par value") the total amount of the face or stated value of the investments at maturity.

**Average Days to Maturity** - the average time in days left in the maturity of the investments.

**Monthly Yield** - the rate of return on investments as expressed in a percentage.

**Earned Interest** - the amount of income realized by all investments.



Agency Note	Issuer	CUSIP	Coupon Rate	Yield Matur	Purchase Date	Maturity Date	Ending Par Val/Shares	Amor Value On 09/30/21	Ending Market Val	Ending Unit Price
Agency Note	FARMER MAC	31422XAT9	0.520	0.5200	03/02/21	12/15/25	5,000,000.00	5,000,000.00	4,956,300.00	0.991260
Agency Note	FARMER MAC	31422XLY6	0.900	0.9000	09/01/21	09/01/26	5,000,000.00	5,000,000.00	4,943,550.00	0.988710
Agency Note	FED AG MORTGAGE CORPORATION	31422XMT6	0.930	0.9300	09/21/21	09/21/26	5,000,000.00	5,000,000.00	4,954,050.00	0.990810
Agency Note	FED FARM CREDIT BANK	3133EMHE5	0.170	0.1852	12/07/20	11/30/22	5,000,000.00	4,998,863.51	4,997,250.00	0.999450
Agency Note	FED FARM CREDIT BANK	3133EL3E2	0.320	0.3200	08/10/20	08/10/23	5,000,000.00	5,000,000.00	4,999,300.00	0.999860
Agency Note	FED FARM CREDIT BANK	3133EMN81	0.310	0.3100	06/29/21	12/29/23	5,000,000.00	5,000,000.00	4,994,900.00	0.998980
Agency Note	FED FARM CREDIT BANK	3133EKBW5	2.610	2.6100	02/27/19	02/27/24	5,000,000.00	5,000,000.00	5,260,050.00	1.052010
Agency Note	FED FARM CREDIT BANK	3133ELQ56	0.570	0.5700	07/02/20	07/02/24	5,000,000.00	5,000,000.00	5,000,250.00	1.000050
Agency Note	FED FARM CREDIT BANK	3133EKA63	1.600	1.6000	08/16/19	08/16/24	10,000,000.00	10,000,000.00	10,302,100.00	1.030210
Agency Note	FED FARM CREDIT BANK	3133EKP75	1.600	1.4076	10/04/19	09/17/24	5,000,000.00	5,028,159.06	5,152,850.00	1.030570
Agency Note	FED FARM CREDIT BANK	3133EMK92	0.580	0.5800	06/23/21	06/23/25	5,000,000.00	5,000,000.00	4,988,900.00	0.997780
Agency Note	FED FARM CREDIT BANK	3133ELZ80	0.580	0.5800	07/29/20	07/29/25	5,000,000.00	5,000,000.00	4,975,700.00	0.995140
Agency Note	FED FARM CREDIT BANK	3133EMAU6	0.500	0.5000	09/22/20	09/22/25	10,000,000.00	10,000,000.00	9,865,200.00	0.986520
Agency Note	FED FARM CREDIT BANK	3133EMCP5	0.520	0.5301	10/14/20	10/14/25	5,000,000.00	4,997,747.03	4,954,800.00	0.990960
Agency Note	FED FARM CREDIT BANK	3133EMSU7	0.800	0.8000	03/09/21	03/09/26	5,000,000.00	5,000,000.00	4,974,450.00	0.994890
Agency Note	FED HOME LOAN BANK	313378WG2	2.500	2.4593	03/12/19	03/11/22	5,000,000.00	5,001,006.29	5,054,600.00	1.010920
Agency Note	FED HOME LOAN BANK	3130A3KM5	2.500	2.3160	12/27/17	12/09/22	5,000,000.00	5,013,483.04	5,137,050.00	1.027410
Agency Note	FED HOME LOAN BANK	3130ADRG9	2.750	2.5800	03/04/19	03/10/23	5,000,000.00	5,012,427.59	5,184,600.00	1.036920
Agency Note	FED HOME LOAN BANK	3130AFRW9	2.700	2.5516	02/26/19	08/28/23	5,000,000.00	5,014,378.22	5,229,850.00	1.045970
Agency Note	FED HOME LOAN BANK	3130ANES5	0.265	0.2650	07/29/21	12/29/23	10,000,000.00	10,000,000.00	9,988,200.00	0.998820
Agency Note	FED HOME LOAN BANK	3130A0XE5	3.250	2.5800	03/08/19	03/08/24	5,000,000.00	5,080,601.79	5,344,100.00	1.068820
Agency Note	FED HOME LOAN BANK	3130AB3H7	2.375	0.8307	03/16/20	03/08/24	5,000,000.00	5,190,652.56	5,248,300.00	1.049660
Agency Note	FED HOME LOAN BANK	3130AKWZ5	0.220	0.2200	02/24/21	05/24/24	5,000,000.00	5,000,000.00	4,981,200.00	0.996240
Agency Note	FED HOME LOAN BANK	3130AN3D0	0.450	0.4500	06/28/21	05/24/24	10,000,000.00	10,000,000.00	9,992,500.00	0.999250
Agency Note	FED HOME LOAN BANK	3130A2UW4	2.875	1.6639	10/24/19	09/13/24	5,000,000.00	5,176,496.92	5,344,300.00	1.068860
Agency Note	FED HOME LOAN BANK	3130A3GE8	2.750	1.7080	12/13/19	12/13/24	5,000,000.00	5,176,269.46	5,343,600.00	1.068720
Agency Note	FED HOME LOAN BANK	3130AMQW5	0.350	0.3500	06/16/21	12/16/24	10,000,000.00	10,000,000.00	9,978,100.00	0.997810
Agency Note	FED HOME LOAN BANK	3130AKMR4	0.330	0.3300	01/28/21	01/15/25	5,000,000.00	5,000,000.00	4,966,900.00	0.993380
Agency Note	FED HOME LOAN BANK	3130ALZV9	0.680	0.6800	04/29/21	04/29/25	5,000,000.00	5,000,000.00	5,001,650.00	1.000330
Agency Note	FED HOME LOAN BANK	3130AMX23	0.900	0.9000	06/30/21	12/30/25	6,550,000.00	6,550,000.00	6,538,210.00	0.998200
Agency Note	FED HOME LOAN BANK	3130AKN85	0.550	0.5652	01/20/21	01/20/26	5,000,000.00	4,996,620.26	4,929,400.00	0.985880
Agency Note	FED HOME LOAN BANK	3130AKPL4	0.550	0.5500	01/28/21	01/28/26	5,000,000.00	5,000,000.00	4,959,800.00	0.991960
Agency Note	FED HOME LOAN BANK	3130AKPC4	0.600	0.6000	01/28/21	01/28/26	5,000,000.00	5,000,000.00	4,953,250.00	0.990650
Agency Note	FED HOME LOAN BANK	3130ALV92	0.500	0.9484	04/01/21	03/30/26	5,000,000.00	4,997,254.01	4,997,750.00	0.999550
Agency Note	FED HOME LOAN BANK	3130ALYB4	0.700	1.1449	04/28/21	04/28/26	5,000,000.00	5,000,000.00	4,995,300.00	0.999060
Agency Note	FED HOME LOAN BANK	3130AMTW2	0.500	0.5000	06/30/21	06/30/26	5,000,000.00	5,000,000.00	4,974,500.00	0.994900
Agency Note	FED HOME LOAN BANK	3130AMWM0	0.500	0.9379	06/30/21	06/30/26	5,000,000.00	5,000,000.00	4,989,700.00	0.997940
Agency Note	FED HOME LOAN BANK	3130AMZN5	0.750	1.0447	06/30/21	06/30/26	5,000,000.00	5,000,000.00	4,980,700.00	0.996140
Agency Note	FED HOME LOAN BANK	3130ANBS8	0.930	0.9300	07/29/21	07/29/26	5,400,000.00	5,400,000.00	5,379,048.00	0.996120
Agency Note	FED HOME LOAN BANK	3130ANLZ1	0.900	0.9000	08/26/21	08/26/26	5,000,000.00	5,000,000.00	4,973,900.00	0.994780
Agency Note	FED HOME LOAN MORT CORP	3136G4YP2	0.720	0.7200	07/09/20	07/09/25	5,000,000.00	5,000,000.00	4,988,900.00	0.997780
Agency Note	FED HOME LOAN MORT CORP	3134GXCH5	0.600	0.6000	11/25/20	11/25/25	5,000,000.00	5,000,000.00	4,967,500.00	0.993500
Agency Note	FEDERAL NAT MORTGAGE ASSOC	3135GoT45	1.875	2.5955	12/27/18	04/05/22	5,000,000.00	4,964,662.06	5,046,050.00	1.009210

Agency Note	FEDERAL NAT MORTGAGE ASSOC	3135GA6K2	0.500	0.5000	12/30/20	06/30/25	5,000,000.00	5,000,000.00	4,972,400.00	0.994480
Agency Note	FEDERAL NAT MORTGAGE ASSOC	3136G4ZR7	0.700	0.7000	07/21/20	07/21/25	5,000,000.00	5,000,000.00	4,986,500.00	0.997300
Agency Note	FEDERAL NAT MORTGAGE ASSOC	3136G4N82	0.490	0.4900	08/21/20	08/21/25	10,000,000.00	10,000,000.00	9,935,800.00	0.993580
Agency Note	FEDERAL NAT MORTGAGE ASSOC	3135GA3W9	0.600	0.6000	11/25/20	11/25/25	5,000,000.00	5,000,000.00	4,967,500.00	0.993500
<b>Total Count 47</b>			<b>1.004</b>	<b>0.9485</b>			<b>266,950,000.00</b>	<b>267,598,621.80</b>	<b>268,650,808.00</b>	<b>1.006371</b>

<i>Certificate of Deposit</i>	<i>Issuer</i>	<i>CUSIP</i>	<i>Coupon Rate</i>	<i>Yield Matur</i>	<i>Purchase Date</i>	<i>Maturity Date</i>	<i>Ending Par Val/Shares</i>	<i>Amor Value On 09/30/21</i>	<i>Ending Market Val</i>	<i>Ending Unit Price</i>
Certificate of Deposit	GOLDMAN SACHS	38149MYT4	0.350	0.3500	08/25/21	08/25/23	5,000,000.00	5,000,000.00	4,998,655.50	0.999731
Certificate of Deposit	MORGAN STANLEY	61760A6Q7	1.850	1.8500	01/30/20	01/30/23	5,000,000.00	5,000,000.00	5,105,360.50	1.021072
Certificate of Deposit	MORGAN STANLEY	61768EBM4	1.650	1.6500	03/05/20	03/05/24	5,000,000.00	5,000,000.00	5,140,122.00	1.028024
Certificate of Deposit	MORGAN STANLEY	61690ULQ1	1.950	1.9711	10/10/19	10/10/24	5,000,000.00	5,000,000.00	5,195,366.50	1.039073
Certificate of Deposit	MORGAN STANLEY	61690UMT4	1.950	1.9711	10/31/19	10/31/24	5,000,000.00	5,000,000.00	5,192,701.00	1.038540
Certificate of Deposit	MORGAN STANLEY	61768EAQ6	1.800	1.8000	02/20/20	02/20/25	5,000,000.00	5,000,000.00	5,179,404.00	1.035881
Certificate of Deposit	WELLS FARGO BANK	949763XG6	2.900	2.9000	01/30/19	01/31/22	5,000,000.00	5,000,000.00	5,047,136.00	1.009427
Certificate of Deposit	WELLS FARGO BANK	949763WR3	3.350	3.3500	01/09/19	01/09/24	1,000,000.00	1,000,000.00	1,066,392.40	1.066392
Certificate of Deposit	WELLS FARGO BANK	949763WU6	3.200	3.2000	01/18/19	01/18/24	4,000,000.00	4,000,000.00	4,254,507.60	1.063627
<b>Total Count 9</b>			<b>1.960</b>	<b>1.9653</b>			<b>40,000,000.00</b>	<b>40,000,000.00</b>	<b>41,179,645.50</b>	<b>1.029491</b>

<i>Medium Term Corporate Note</i>	<i>Issuer</i>	<i>CUSIP</i>	<i>Coupon Rate</i>	<i>Yield Matur</i>	<i>Purchase Date</i>	<i>Maturity Date</i>	<i>Ending Par Val/Shares</i>	<i>Amor Value On 09/30/21</i>	<i>Ending Market Val</i>	<i>Ending Unit Price</i>
Medium Term Corporate Note	AIG GLOBAL FUNDING	00138CAS7	0.650	0.7000	06/22/21	06/17/24	4,970,000.00	4,963,117.14	4,956,680.40	0.997320
Medium Term Corporate Note	APPLE INC	037833BU3	2.850	2.7654	03/06/19	02/23/23	3,510,000.00	3,514,335.10	3,619,863.00	1.031300
Medium Term Corporate Note	APPLE INC	037833CU2	2.850	2.6366	05/21/19	05/11/24	5,000,000.00	5,030,586.87	5,277,900.00	1.055580
Medium Term Corporate Note	BANK OF AMERICA	06051GFZ7	2.503	2.9110	01/29/18	10/21/22	5,000,000.00	4,970,273.06	5,005,350.00	1.001070
Medium Term Corporate Note	BANK OF AMERICA	06053FAA7	4.100	0.3500	07/01/21	07/24/23	4,654,000.00	5,001,528.23	4,961,303.62	1.066030
Medium Term Corporate Note	BANK OF AMERICA	06048WM31	1.250	1.2500	05/28/21	05/28/26	5,000,000.00	5,000,000.00	4,881,350.00	0.976270
Medium Term Corporate Note	BANK OF AMERICA	06048WM31	1.250	1.2500	05/28/21	05/28/26	5,000,000.00	5,000,000.00	4,881,350.00	0.976270
Medium Term Corporate Note	BANK OF AMERICA	06048WP20	1.250	1.2500	09/24/21	09/24/26	5,000,000.00	5,000,000.00	4,961,250.00	0.992250
Medium Term Corporate Note	BANK OF NEW YORK	06406HCS6	3.650	3.1079	03/01/19	02/04/24	2,950,000.00	2,988,179.55	3,151,131.00	1.068180
Medium Term Corporate Note	BERKSHIRE HATHAWAY INC.	084670BR8	2.750	3.3102	12/18/18	03/15/23	5,000,000.00	4,959,334.86	5,156,350.00	1.031270
Medium Term Corporate Note	CATERPILLAR, INC.	14913QAA7	2.400	2.6510	01/29/18	06/06/22	5,000,000.00	4,987,696.51	5,076,900.00	1.015380
Medium Term Corporate Note	CHEVRON CORP	166764AB6	2.355	1.7642	01/24/20	12/05/22	5,000,000.00	5,043,542.93	5,095,250.00	1.019050
Medium Term Corporate Note	CHEVRON CORP	166764AH3	3.191	3.5000	11/26/18	06/24/23	5,000,000.00	4,970,404.18	5,211,600.00	1.042320
Medium Term Corporate Note	CREDIT SUISSE	22550L2D2	1.000	0.2800	02/08/21	05/05/23	5,000,000.00	5,071,748.69	5,045,750.00	1.009150
Medium Term Corporate Note	ESTEE LAUDER CO	29736RAE0	2.350	2.4200	05/17/19	08/15/22	5,000,000.00	4,996,561.39	5,086,500.00	1.017300
Medium Term Corporate Note	EXXON MOBIL CORPORATION	30231GBH4	2.992	1.3664	05/15/20	03/19/25	5,000,000.00	5,276,863.01	5,332,350.00	1.066470
Medium Term Corporate Note	FLORIDA POWER & LIGHT	341081FZ5	2.850	0.9313	06/01/20	04/01/25	5,000,000.00	5,375,831.25	5,305,600.00	1.061120
Medium Term Corporate Note	GUARDIAN LIFE	40139LAC7	1.950	1.6104	01/31/20	10/27/21	5,000,000.00	5,008,421.31	5,006,150.00	1.001230
Medium Term Corporate Note	HARVARD PRES & FELLOWS	740816AJ2	2.300	2.3860	05/24/19	10/01/23	4,000,000.00	3,991,698.81	4,129,960.00	1.032490
Medium Term Corporate Note	HSBC USA INC	40434CAD7	3.500	2.1493	10/23/19	06/23/24	5,000,000.00	5,195,199.05	5,365,900.00	1.073180
Medium Term Corporate Note	JP MORGAN CHASE	48130UWA9	0.750	0.7500	05/11/21	12/11/24	5,000,000.00	5,000,000.00	4,887,400.00	0.977480
Medium Term Corporate Note	JP MORGAN CHASE	46632FRU1	0.700	0.7000	01/22/21	01/22/26	5,000,000.00	5,000,000.00	4,872,300.00	0.974460
Medium Term Corporate Note	LLOYDS BANK	53944VAH2	3.500	0.7800	02/03/21	05/14/25	5,000,000.00	5,534,568.91	5,376,950.00	1.075390
Medium Term Corporate Note	MASSMUTUAL GLOBAL FUND	57629WCU2	0.850	0.3100	03/02/21	06/09/23	5,000,000.00	5,053,791.38	5,042,500.00	1.008500
Medium Term Corporate Note	NEW YORK LIFE	64952WDG5	2.875	2.7501	04/26/19	04/10/24	5,000,000.00	5,017,860.74	5,286,300.00	1.057260
Medium Term Corporate Note	NOVARTIS CAPITAL CORP	66989HAE8	2.400	1.6500	01/23/20	09/21/22	5,000,000.00	5,037,040.29	5,107,200.00	1.021440
Medium Term Corporate Note	ORACLE	68389XAP0	2.500	1.7863	01/10/20	10/15/22	5,000,000.00	5,052,586.38	5,113,150.00	1.022630
Medium Term Corporate Note	ORACLE	68389XBR5	2.625	2.2240	07/25/19	02/15/23	4,990,000.00	5,019,362.21	5,138,502.40	1.029760
Medium Term Corporate Note	ORACLE	68389XBL8	2.400	2.9284	02/13/19	09/15/23	5,000,000.00	4,949,034.57	5,172,650.00	1.034530



Medium Term Corporate Note	PACIFIC LIFE	6944PL2C2	0.500	0.3252	09/17/21	09/23/23	5,000,000.00	5,017,405.76	5,009,200.00	1.001840
Medium Term Corporate Note	PRICOA GLOBAL FUNDING	741531FA0	3.450	3.1799	02/04/19	09/01/23	5,000,000.00	5,025,974.38	5,284,300.00	1.056860
Medium Term Corporate Note	PRINCIPAL LFE GLB FND II	74256LEE5	1.250	0.7601	01/12/21	06/23/25	5,000,000.00	5,096,317.33	5,006,550.00	1.001310
Medium Term Corporate Note	PROTECTIVE LIFE	74368CBC7	1.618	1.1220	09/07/21	04/15/26	5,000,000.00	5,143,584.72	5,045,450.00	1.009090
Medium Term Corporate Note	ROYAL BANK OF CANADA	78015K7L2	0.425	0.5000	03/02/21	01/19/24	5,000,000.00	4,990,693.85	4,978,400.00	0.995680
Medium Term Corporate Note	SANOFI PHARMACEUTICAL	801060AC8	3.375	1.6725	02/06/20	06/19/23	5,000,000.00	5,166,751.36	5,249,000.00	1.049800
Medium Term Corporate Note	SHELL INTERNATIONAL FIN	822582BZ4	3.500	1.7172	02/05/20	11/13/23	5,000,000.00	5,217,217.40	5,315,200.00	1.063040
Medium Term Corporate Note	SHELL INTERNATIONAL FIN	822582CC4	2.000	2.0998	11/14/19	11/07/24	5,000,000.00	4,983,239.21	5,195,150.00	1.039030
Medium Term Corporate Note	TOYOTA MOTOR CREDIT CORP	89236TCQ6	2.800	3.1012	04/19/18	07/13/22	3,000,000.00	2,991,170.07	3,060,210.00	1.020070
Medium Term Corporate Note	TOYOTA MOTOR CREDIT CORP	89236TDW2	2.900	0.6042	04/13/21	04/17/24	3,933,000.00	4,256,796.54	4,158,754.20	1.057400
Medium Term Corporate Note	TOYOTA MOTOR CREDIT CORP	89236TGT6	1.800	1.8000	02/13/20	02/13/25	5,000,000.00	5,000,000.00	5,134,050.00	1.026810
Medium Term Corporate Note	TOYOTA MOTOR CREDIT CORP	89236THY4	0.700	0.7000	01/20/21	01/20/26	5,000,000.00	5,000,000.00	4,845,750.00	0.969150
Medium Term Corporate Note	U.S. BANCORP	91159HHP8	2.625	3.2771	05/24/18	01/24/22	5,000,000.00	4,983,961.36	5,027,100.00	1.005420
Medium Term Corporate Note	U.S. BANCORP	91159HHC7	3.000	2.7951	03/08/19	03/15/22	5,000,000.00	5,005,052.17	5,051,700.00	1.010340
Medium Term Corporate Note	UBS FINANCE DELAWARE	902674YF1	0.375	0.3200	06/14/21	06/01/23	5,000,000.00	5,006,052.08	4,993,600.00	0.998720
Medium Term Corporate Note	US BANK NA CINCINNATI	90331HNV1	3.400	3.4812	11/26/18	07/24/23	5,000,000.00	4,993,919.45	5,266,850.00	1.053370
Medium Term Corporate Note	US BANK NA CINCINNATI	90331HMS9	2.800	0.6414	11/25/20	01/27/25	5,000,000.00	5,372,947.69	5,303,750.00	1.060750
Medium Term Corporate Note	WAL-MART STORES	931142EL3	2.850	1.8859	10/01/19	07/08/24	5,000,000.00	5,139,955.61	5,298,900.00	1.059780
<b>Total Count 47</b>			<b>2.239</b>	<b>1.7177</b>			<b>227,007,000.00</b>	<b>230,400,605.40</b>	<b>232,729,354.62</b>	<b>1.025208</b>

Money Market	Issuer	CUSIP	Coupon Rate	Yield Matur	Purchase Date	Maturity Date	Ending Par Val/Shares	Amor Value On 09/30/21	Ending Market Val	Ending Unit Price
Money Market	FIDELITY INVESTMENTS		0.010	0.0100	12/10/90	Open	6,000,000.00	6,000,000.00	6,000,000.00	1.000000
<b>Total Count 1</b>			<b>0.010</b>	<b>0.0100</b>			<b>6,000,000.00</b>	<b>6,000,000.00</b>	<b>6,000,000.00</b>	<b>1.000000</b>

Municipal Bond	Issuer	CUSIP	Coupon Rate	Yield Matur	Purchase Date	Maturity Date	Ending Par Val/Shares	Amor Value On 09/30/21	Ending Market Val	Ending Unit Price
Municipal Bond	ANTELOPE VALLY UNION HIGH	036717MN3	2.396	0.8301	10/30/20	08/01/25	1,775,000.00	1,884,130.07	1,860,661.50	1.048260
Municipal Bond	CALIFORNIA DEPT WATER RESOURCE	13066YTZ2	2.000	2.0000	06/06/19	05/01/22	4,000,000.00	4,000,000.00	4,043,000.00	1.010750
Municipal Bond	CALIFORNIA ST HOUSING FINANCE	13034PZJ9	2.612	2.6120	05/08/19	02/01/22	3,500,000.00	3,500,000.00	3,524,815.00	1.007090
Municipal Bond	CHAFFEY COMMUNITY COLLEGE	157432LM5	1.421	0.8621	08/17/21	06/01/26	2,885,000.00	2,969,126.28	2,933,352.60	1.016760
Municipal Bond	CITY OF VALLEJO	919259BL4	1.469	1.4690	03/31/20	05/01/23	1,500,000.00	1,500,000.00	1,517,160.00	1.011440
Municipal Bond	COUNTY OF RIVERSIDE CA	76913CAZ2	2.667	2.2601	05/06/20	02/15/25	5,000,000.00	5,068,089.71	5,286,050.00	1.057210
Municipal Bond	COUNTY OF WESTCHESTER NY	95736VAY8	0.750	0.7456	11/05/20	07/01/25	1,940,000.00	1,940,336.68	1,922,656.40	0.991060
Municipal Bond	LOS ALTOS SCHOOL DIST	544290JH3	1.000	0.5501	06/10/21	10/01/24	5,000,000.00	5,073,650.00	5,046,950.00	1.009390
Municipal Bond	NEW YORK STATE DORMITORY	64990FD27	0.267	0.2670	06/23/21	03/15/23	1,000,000.00	1,000,000.00	999,660.00	0.999660
Municipal Bond	NEW YORK STATE DORMITORY	64990FD43	0.887	0.8870	06/23/21	03/15/25	1,650,000.00	1,650,000.00	1,654,653.00	1.002820
Municipal Bond	NEW YORK STATE URBAN DEV	650036AR7	0.720	0.7200	06/25/20	03/15/23	1,250,000.00	1,250,000.00	1,256,662.50	1.005330
Municipal Bond	NEW YORK STATE URBAN DEV	64985TAY7	2.020	2.0200	10/30/19	03/15/24	5,000,000.00	5,000,000.00	5,141,750.00	1.028350
Municipal Bond	STATE OF CALIFORNIA	13063DAD0	2.367	2.0004	03/26/20	04/01/22	5,330,000.00	5,349,252.21	5,387,084.30	1.010710
Municipal Bond	STATE OF CALIFORNIA	13063DDG0	2.250	2.8401	01/22/19	10/01/23	5,000,000.00	4,929,274.54	5,184,850.00	1.036970
Municipal Bond	STATE OF CALIFORNIA	13063DLZ9	3.000	2.5002	05/01/19	04/01/24	5,000,000.00	5,071,802.19	5,310,700.00	1.062140
Municipal Bond	STATE OF CONNECTICUT	20772KAE9	2.990	1.9630	10/17/19	01/15/23	5,000,000.00	5,075,535.39	5,169,150.00	1.033830
Municipal Bond	STATE OF HAWAII	419792YL4	2.770	1.6101	04/03/20	01/01/22	3,750,000.00	3,771,574.81	3,774,075.00	1.006420
Municipal Bond	STATE OF HAWAII	419792YR1	0.893	0.8930	08/20/21	08/01/26	6,400,000.00	6,403,016.36	6,294,336.00	0.983490
Municipal Bond	STATE OF WISCONSIN	977100CZ7	2.049	2.0490	03/25/20	05/01/23	4,000,000.00	4,000,000.00	4,108,760.00	1.027190
Municipal Bond	TEXAS A&M UNIVERSITY	88213AKA2	2.349	1.6402	01/23/20	05/15/23	5,000,000.00	5,069,446.29	5,154,500.00	1.030900
Municipal Bond	TEXAS A&M UNIVERSITY	88213ALV5	2.877	1.0002	05/15/20	05/15/25	3,000,000.00	3,220,231.71	3,201,150.00	1.067050
Municipal Bond	UNIVERSITY OF CALIFORNIA	91412HGE7	0.883	0.4113	02/02/21	05/15/25	5,000,000.00	5,093,477.97	5,045,150.00	1.009030
<b>Total Count 22</b>			<b>1.993</b>	<b>1.6042</b>			<b>81,980,000.00</b>	<b>82,818,944.21</b>	<b>83,817,126.30</b>	<b>1.022409</b>

State Pool	Issuer	CUSIP	Coupon Rate	Yield Matur	Purchase Date	Maturity Date	Ending Par Val/Shares	Amor Value On 09/30/21	Ending Market Val	Ending Unit Price
State Pool	STATE OF CALIFORNIA		0.200	0.2000	01/01/88	Open	48,265,331.14	48,265,331.14	48,265,331.14	1.000000
State Pool	STATE OF CALIFORNIA		0.200	0.2000	11/30/01	Open	36,431,394.08	36,431,394.08	36,431,394.08	1.000000
<b>Total Count 2</b>			<b>0.200</b>	<b>0.2000</b>			<b>84,696,725.22</b>	<b>84,696,725.22</b>	<b>84,696,725.22</b>	<b>1.000000</b>

Supranational	Issuer	CUSIP	Coupon Rate	Yield Matur	Purchase Date	Maturity Date	Ending Par Val/Shares	Amor Value On 09/30/21	Ending Market Val	Ending Unit Price
Supranational	INTER AMERICAN DEVELOPMNT BANK	4581X0CF3	3.000	0.2411	02/01/21	02/21/24	5,000,000.00	5,343,624.19	5,301,850.00	1.060370
Supranational	INTER AMERICAN DEVELOPMNT BANK	4581X0DK1	1.750	0.5597	05/13/21	03/14/25	5,000,000.00	5,205,992.85	5,175,350.00	1.035070
Supranational	INTL BK RECON & DEVELOP	459058FF5	1.750	2.6580	02/01/19	04/19/23	5,000,000.00	4,912,134.40	5,111,950.00	1.022390
Supranational	INTL BK RECON & DEVELOP	45906M2L4	0.650	0.7336	07/30/21	02/24/26	5,000,000.00	4,981,522.63	4,905,950.00	0.981190
<b>Total Count 4</b>			<b>1.809</b>	<b>1.0230</b>			<b>20,000,000.00</b>	<b>20,443,274.07</b>	<b>20,495,100.00</b>	<b>1.024755</b>

Time Deposit	Issuer	CUSIP	Coupon Rate	Yield Matur	Purchase Date	Maturity Date	Ending Par Val/Shares	Amor Value On 09/30/21	Ending Market Val	Ending Unit Price
Time Deposit	PREMIER VALLEY BANK		0.010	0.0100	01/14/21	01/13/22	1,400,000.00	1,400,000.00	1,400,000.00	1.000000
Time Deposit	PREMIER VALLEY BANK		0.019	0.0190	03/25/21	03/24/22	1,400,000.00	1,400,000.00	1,400,000.00	1.000000
Time Deposit	PREMIER VALLEY BANK		0.190	0.1898	05/13/21	05/12/22	1,600,000.00	1,600,000.00	1,600,000.00	1.000000
<b>Total Count 3</b>			<b>0.078</b>	<b>0.0782</b>			<b>4,400,000.00</b>	<b>4,400,000.00</b>	<b>4,400,000.00</b>	<b>1.000000</b>

Treasury Note	Issuer	CUSIP	Coupon Rate	Yield Matur	Purchase Date	Maturity Date	Ending Par Val/Shares	Amor Value On 09/30/21	Ending Market Val	Ending Unit Price
Treasury Note	U.S. TREASURY	9128285L0	2.875	1.6000	11/27/19	11/15/21	5,000,000.00	5,031,620.89	5,017,200.00	1.003440
Treasury Note	U.S. TREASURY	912828G87	2.125	2.0047	05/30/19	12/31/21	5,000,000.00	5,002,976.44	5,025,700.00	1.005140
Treasury Note	U.S. TREASURY	9128286U9	2.125	1.6000	12/02/19	05/15/22	10,000,000.00	10,051,874.84	10,128,100.00	1.012810
Treasury Note	U.S. TREASURY	9128282S8	1.625	2.2322	05/01/19	08/31/22	5,000,000.00	4,970,142.59	5,069,900.00	1.013980
Treasury Note	U.S. TREASURY	91282CAF8	0.125	0.2500	06/23/21	08/15/23	10,000,000.00	9,975,077.93	9,974,200.00	0.997420
Treasury Note	U.S. TREASURY	9128284X5	2.750	1.6374	12/31/19	08/31/23	5,000,000.00	5,109,017.07	5,236,350.00	1.047270
Treasury Note	U.S. TREASURY	912828XX3	2.000	1.5701	10/18/19	06/30/24	5,000,000.00	5,062,751.51	5,208,400.00	1.041680
Treasury Note	U.S. TREASURY	912828G38	2.250	1.6900	12/31/19	11/15/24	5,000,000.00	5,094,769.82	5,262,300.00	1.052460
Treasury Note	U.S. TREASURY	91282CBC4	0.375	0.4447	01/20/21	12/31/25	10,000,000.00	9,969,028.83	9,794,900.00	0.979490
Treasury Note	U.S. TREASURY	91282CCP4	0.625	0.6223	08/03/21	07/31/26	5,000,000.00	5,000,909.76	4,917,950.00	0.983590
<b>Total Count 10</b>			<b>1.506</b>	<b>1.2291</b>			<b>65,000,000.00</b>	<b>65,268,169.68</b>	<b>65,635,000.00</b>	<b>1.009769</b>

US Sovereign Bond Guarante	Issuer	CUSIP	Coupon Rate	Yield Matur	Purchase Date	Maturity Date	Ending Par Val/Shares	Amor Value On 09/30/21	Ending Market Val	Ending Unit Price
US Sovereign Bond Guarante	AID-ISRAEL	46513EGV8	5.500	2.5770	02/28/19	12/04/23	4,815,000.00	5,153,651.60	5,345,324.10	1.110140
<b>Total Count 1</b>			<b>5.500</b>	<b>2.5770</b>			<b>4,815,000.00</b>	<b>5,153,651.60</b>	<b>5,345,324.10</b>	<b>1.110140</b>

<b>Investment Total</b>			<b>1.500</b>	<b>1.2317</b>			<b>800,848,725.22</b>	<b>806,779,991.98</b>	<b>812,949,083.74</b>	<b>1.015109</b>
-------------------------	--	--	--------------	---------------	--	--	-----------------------	-----------------------	-----------------------	-----------------