

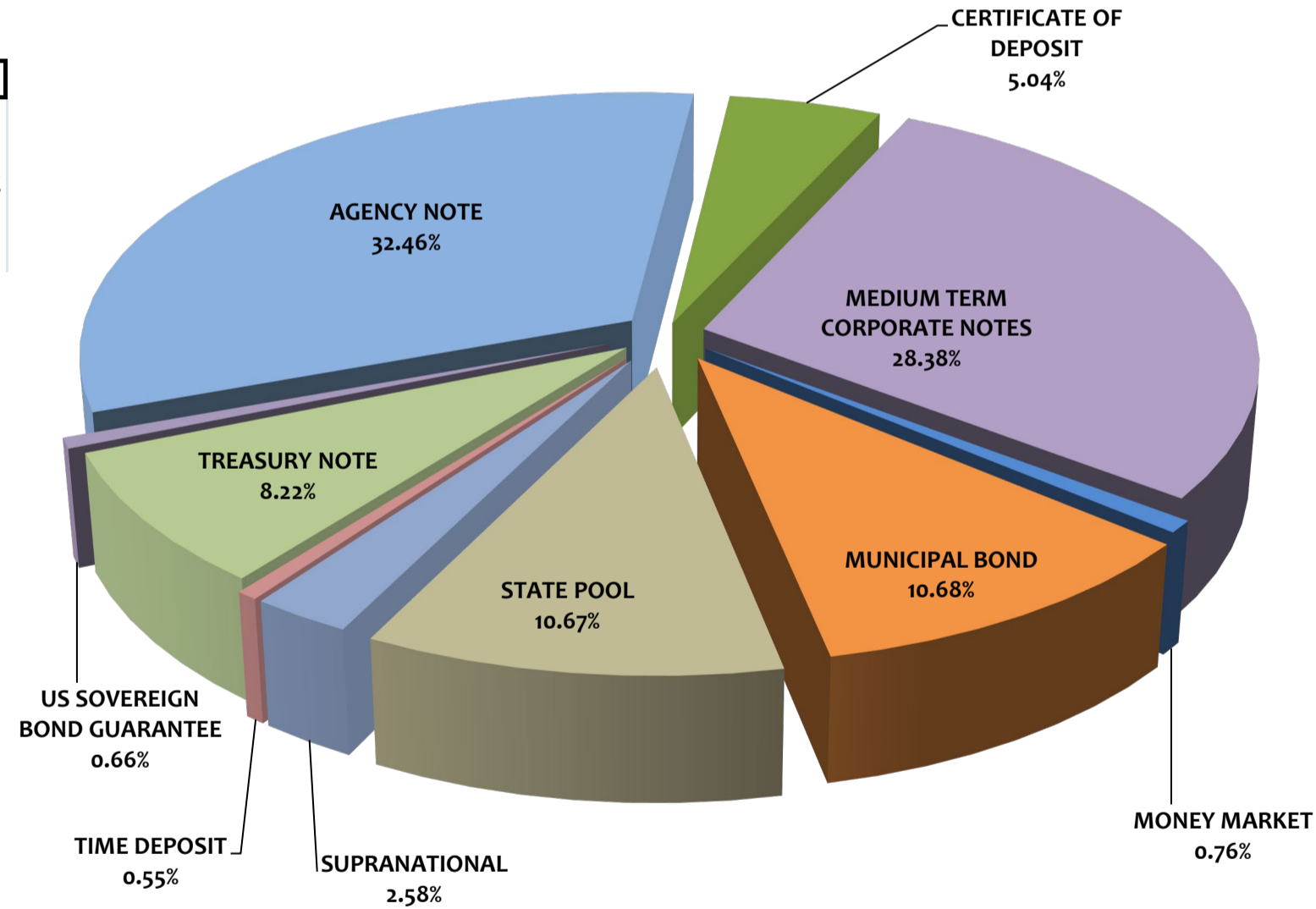


**ASSET ALLOCATION**

Assets	Current Par Value	Current Book Value	Market Value	Mkt/Book	Yield to Maturity
AGENCY NOTE	\$256,950,000	\$257,690,289	\$259,615,782	100.75%	0.95%
CERTIFICATE OF DEPOSIT	40,000,000	40,000,000	41,329,831	103.32%	1.97%
MEDIUM TERM CORPORATE NOTES	222,007,000	225,322,836	228,677,825	101.40%	1.78%
MONEY MARKET	6,000,000	6,000,000	6,000,000	100.00%	0.01%
MUNICIPAL BOND	83,980,000	84,818,944	86,140,744	101.56%	1.57%
STATE POOL	84,696,725	84,696,725	84,696,725	100.00%	0.21%
SUPRANATIONAL	20,000,000	20,477,172	20,605,100	100.62%	1.02%
TIME DEPOSIT	4,400,000	4,400,000	4,400,000	100.00%	0.08%
TREASURY NOTE	65,000,000	65,268,170	65,875,450	100.93%	1.23%
US SOVEREIGN BOND GUARANTEE	4,815,000	5,153,652	5,374,118	104.28%	2.58%
<b>Totals</b>	<b>\$787,848,725</b>	<b>\$793,827,787</b>	<b>\$802,715,575</b>	<b>101.12%</b>	<b>1.25%</b>

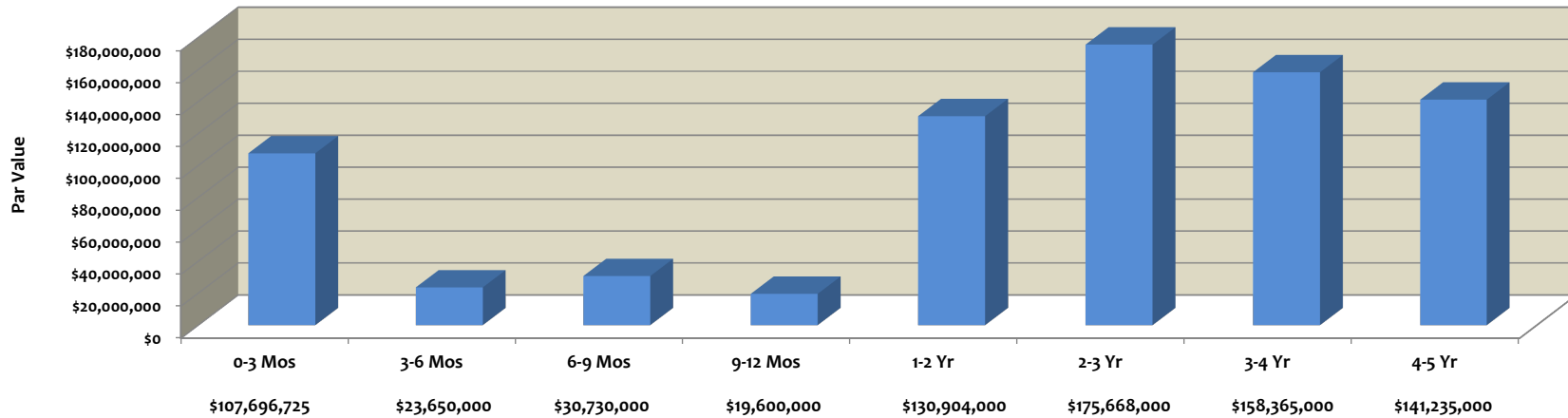
**Pooled Portfolio Composition by Book Value**

Portfolio Breakdown & Statistics	August 31, 2021	August 31, 2020
AMORTIZED COST	\$793,827,787	\$690,239,965
AVERAGE DAYS TO MATURITY	858	772
CURRENT MONTH RETURN ON INVEST	1.24%	1.64%
EARNED INTEREST-CURR MONTH	\$824,684	\$954,431
EARNED INTEREST - FISCAL YTD	\$1,648,012	\$1,936,515



MATURITY DISTRIBUTION									
Current Par Value	0-3 Mos	3-6 Mos	6-9 Mos	9-12 Mos	1-2 Yr	2-3 Yr	3-4 Yr	4-5 Yr	Totals
AGENCY NOTE	\$ -	\$ -	\$ 10,000,000		\$20,000,000	\$65,000,000	\$70,000,000	\$91,950,000	\$ 256,950,000.00
MEDIUM TERM CORPORATE NOTES	15,000,000	5,000,000	5,000,000	8,000,000	73,154,000	55,853,000	40,000,000	20,000,000	\$ 222,007,000.00
MONEY MARKET	6,000,000	-	-	-	-	-	-	-	\$ 6,000,000.00
STATE POOL	84,696,725	-	-	-	-	-	-	-	\$ 84,696,725.22
TIME DEPOSIT	-	1,400,000	1,400,000	1,600,000	-	-	-	-	\$ 4,400,000.00
TREASURY NOTE	-	10,000,000		10,000,000	5,000,000	20,000,000	5,000,000	15,000,000	\$ 65,000,000.00
CERTIFICATE OF DEPOSIT	-	-	5,000,000	-	10,000,000	10,000,000	15,000,000		\$ 40,000,000.00
MUNICIPAL BOND	2,000,000	7,250,000	9,330,000		17,750,000	15,000,000	23,365,000	9,285,000	\$ 83,980,000.00
SUPRANATIONAL	-	-	-		5,000,000	5,000,000	5,000,000	5,000,000	\$ 20,000,000.00
US SOVEREIGN BOND GUARANTEE	-	-	-		-	4,815,000	-	-	\$ 4,815,000.00
<b>Totals</b>	<b>\$107,696,725</b>	<b>\$23,650,000</b>	<b>\$30,730,000</b>	<b>\$19,600,000</b>	<b>\$130,904,000</b>	<b>\$175,668,000</b>	<b>\$158,365,000</b>	<b>\$141,235,000</b>	<b>\$787,848,725</b>
<b>% of Portfolio</b>	<b>13.67%</b>	<b>3.00%</b>	<b>3.90%</b>	<b>2.49%</b>	<b>16.62%</b>	<b>22.30%</b>	<b>20.10%</b>	<b>17.93%</b>	<b>100.00%</b>

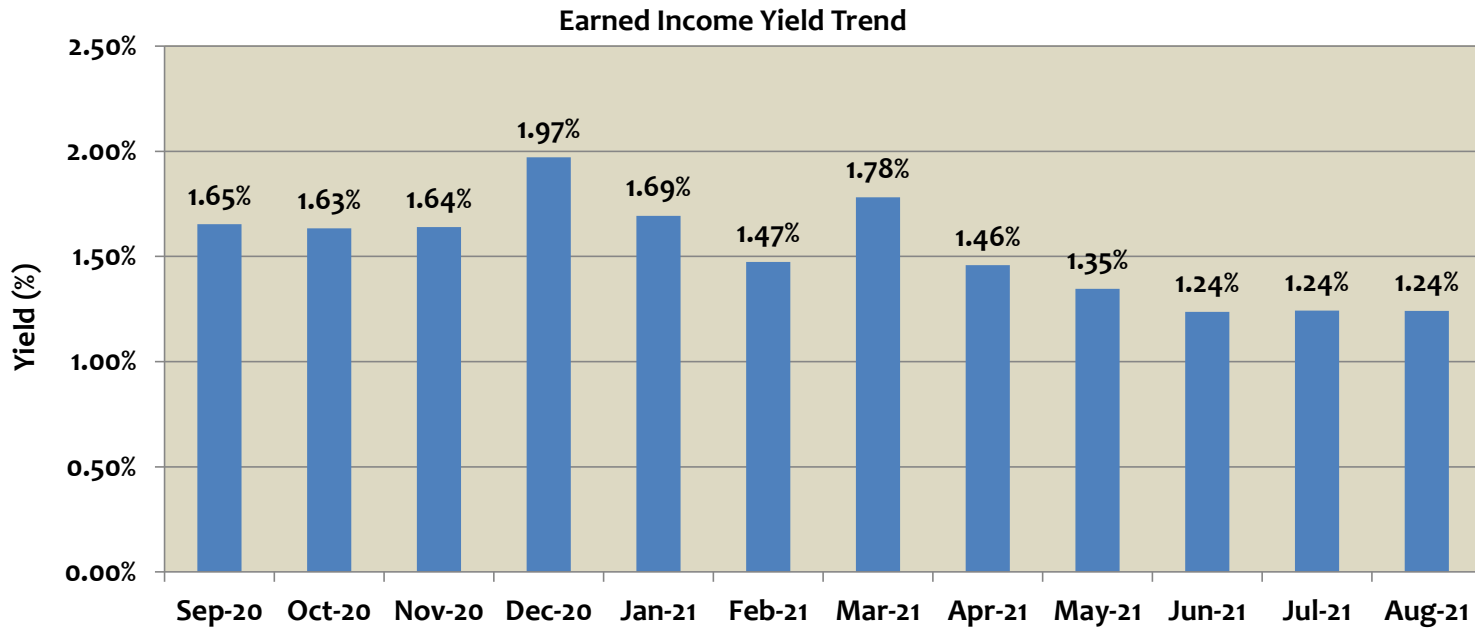
Maturity Distribution  
August 31, 2021





**PORTFOLIO - EARNED INCOME YIELD**

Month	Earned Income Yield
Sep-20	1.65%
Oct-20	1.63%
Nov-20	1.64%
Dec-20	1.97%
Jan-21	1.69%
Feb-21	1.47%
Mar-21	1.78%
Apr-21	1.46%
May-21	1.35%
Jun-21	1.24%
Jul-21	1.24%
Aug-21	1.24%



In accordance with State Law, the Finance Director certifies that the securities held in the City Investment Portfolio, comply with City policies. The Finance Director further certifies that the City has Operating Funds available to meet its expenditure requirements for the next six months.

**Amortized Cost** - the total amount at which investments are carried on the City books. This amount includes the amortization and accretion of premiums and discounts, respectively.

**Market Value** - the total amount at which investments are being sold in the market. Market prices are provided by the Bank of New York.

**Maturity Value** - (also referred to as "par value") the total amount of the face or stated value of the investments at maturity.

**Average Days to Maturity** - the average time in days left in the maturity of the investments.

**Monthly Yield** - the rate of return on investments as expressed in a percentage.

**Earned Interest** - the amount of income realized by all investments.



Agency Note	Issuer	CUSIP	Coupon Rate	Yield Matur	Purchase Date	Maturity Date	Ending Par Val/Shares	Amor Value On 08/31/21	Ending Market Val	Ending Unit Price
Agency Note	FARMER MAC	31422XAT9	0.520	0.5200	03/02/21	12/15/25	5,000,000.00	5,000,000.00	4,983,500.00	0.996700
Agency Note	FED FARM CREDIT BANK	3133EMHE5	0.170	0.1852	12/07/20	11/30/22	5,000,000.00	4,998,863.51	4,997,800.00	0.999560
Agency Note	FED FARM CREDIT BANK	3133EL3E2	0.320	0.3200	08/10/20	08/10/23	5,000,000.00	5,000,000.00	5,000,100.00	1.000020
Agency Note	FED FARM CREDIT BANK	3133EMN81	0.310	0.3100	06/29/21	12/29/23	5,000,000.00	5,000,000.00	4,996,800.00	0.999360
Agency Note	FED FARM CREDIT BANK	3133EKBW5	2.610	2.6100	02/27/19	02/27/24	5,000,000.00	5,000,000.00	5,281,750.00	1.056350
Agency Note	FED FARM CREDIT BANK	3133ELQ56	0.570	0.5700	07/02/20	07/02/24	5,000,000.00	5,000,000.00	5,000,200.00	1.000040
Agency Note	FED FARM CREDIT BANK	3133EKA63	1.600	1.6000	08/16/19	08/16/24	10,000,000.00	10,000,000.00	10,345,900.00	1.034590
Agency Note	FED FARM CREDIT BANK	3133EKP75	1.600	1.4076	10/04/19	09/17/24	5,000,000.00	5,032,738.10	5,175,700.00	1.035140
Agency Note	FED FARM CREDIT BANK	3133EMK92	0.580	0.5800	06/23/21	06/23/25	5,000,000.00	5,000,000.00	5,009,750.00	1.001950
Agency Note	FED FARM CREDIT BANK	3133ELZ80	0.580	0.5800	07/29/20	07/29/25	5,000,000.00	5,000,000.00	4,993,350.00	0.998670
Agency Note	FED FARM CREDIT BANK	3133EMAU6	0.500	0.5000	09/22/20	09/22/25	10,000,000.00	10,000,000.00	9,959,700.00	0.995970
Agency Note	FED FARM CREDIT BANK	3133EMCP5	0.520	0.5301	10/14/20	10/14/25	5,000,000.00	4,997,747.03	4,973,650.00	0.994730
Agency Note	FED FARM CREDIT BANK	3133EMSU7	0.800	0.8000	03/09/21	03/09/26	5,000,000.00	5,000,000.00	5,010,750.00	1.002150
Agency Note	FED HOME LOAN BANK	313378WG2	2.500	2.4593	03/12/19	03/11/22	5,000,000.00	5,002,000.36	5,064,050.00	1.012810
Agency Note	FED HOME LOAN BANK	3130A3KM5	2.500	2.3160	12/27/17	12/09/22	5,000,000.00	5,013,483.04	5,151,850.00	1.030370
Agency Note	FED HOME LOAN BANK	3130ADRG9	2.750	2.5800	03/04/19	03/10/23	5,000,000.00	5,016,465.05	5,197,750.00	1.039550
Agency Note	FED HOME LOAN BANK	3130AFRW9	2.700	2.5516	02/26/19	08/28/23	5,000,000.00	5,014,378.22	5,245,400.00	1.049080
Agency Note	FED HOME LOAN BANK	3130ANE55	0.265	0.2650	07/29/21	12/29/23	10,000,000.00	10,000,000.00	9,993,400.00	0.999340
Agency Note	FED HOME LOAN BANK	3130AoxE5	3.250	2.5800	03/08/19	03/08/24	5,000,000.00	5,096,111.49	5,369,000.00	1.073800
Agency Note	FED HOME LOAN BANK	3130AB3H7	2.375	0.8307	03/16/20	03/08/24	5,000,000.00	5,228,311.21	5,267,150.00	1.053430
Agency Note	FED HOME LOAN BANK	3130AKWZ5	0.220	0.2200	02/24/21	05/24/24	5,000,000.00	5,000,000.00	4,986,800.00	0.997360
Agency Note	FED HOME LOAN BANK	3130AN3D0	0.450	0.4500	06/28/21	05/24/24	10,000,000.00	10,000,000.00	9,999,800.00	0.999980
Agency Note	FED HOME LOAN BANK	3130A2UW4	2.875	1.6639	10/24/19	09/13/24	5,000,000.00	5,205,069.48	5,372,250.00	1.074450
Agency Note	FED HOME LOAN BANK	3130A3GE8	2.750	1.7080	12/13/19	12/13/24	5,000,000.00	5,176,269.46	5,373,900.00	1.074780
Agency Note	FED HOME LOAN BANK	3130AMQW5	0.350	0.3500	06/16/21	12/16/24	10,000,000.00	10,000,000.00	9,989,900.00	0.998990
Agency Note	FED HOME LOAN BANK	3130AKMR4	0.330	0.3300	01/28/21	01/15/25	5,000,000.00	5,000,000.00	4,978,200.00	0.995640
Agency Note	FED HOME LOAN BANK	3130ALZV9	0.680	0.6800	04/29/21	04/29/25	5,000,000.00	5,000,000.00	5,004,500.00	1.000900
Agency Note	FED HOME LOAN BANK	3130AMX23	0.900	0.9000	06/30/21	12/30/25	6,550,000.00	6,550,000.00	6,548,428.00	0.999760
Agency Note	FED HOME LOAN BANK	3130AKN85	0.550	0.5652	01/20/21	01/20/26	5,000,000.00	4,996,620.26	4,969,250.00	0.993850
Agency Note	FED HOME LOAN BANK	3130AKPL4	0.550	0.5500	01/28/21	01/28/26	5,000,000.00	5,000,000.00	4,982,600.00	0.996520
Agency Note	FED HOME LOAN BANK	3130AKPC4	0.600	0.6000	01/28/21	01/28/26	5,000,000.00	5,000,000.00	4,974,150.00	0.994830
Agency Note	FED HOME LOAN BANK	3130ALV92	0.500	0.9484	04/01/21	03/30/26	5,000,000.00	4,997,569.44	5,008,200.00	1.001640
Agency Note	FED HOME LOAN BANK	3130ALYB4	0.700	1.1449	04/28/21	04/28/26	5,000,000.00	5,000,000.00	5,001,850.00	1.000370
Agency Note	FED HOME LOAN BANK	3130AMTW2	0.500	0.5000	06/30/21	06/30/26	5,000,000.00	5,000,000.00	4,999,800.00	0.999960
Agency Note	FED HOME LOAN BANK	3130AMWMO	0.500	0.9379	06/30/21	06/30/26	5,000,000.00	5,000,000.00	5,004,750.00	1.000950
Agency Note	FED HOME LOAN BANK	3130AMZN5	0.750	1.0447	06/30/21	06/30/26	5,000,000.00	5,000,000.00	4,993,800.00	0.998760
Agency Note	FED HOME LOAN BANK	3130ANBS8	0.930	0.9300	07/29/21	07/29/26	5,400,000.00	5,400,000.00	5,404,104.00	1.000760
Agency Note	FED HOME LOAN BANK	3130ANLZ1	0.900	0.9000	08/26/21	08/26/26	5,000,000.00	5,000,000.00	4,999,600.00	0.999920
Agency Note	FED HOME LOAN MORT CORP	3136G4YP2	0.720	0.7200	07/09/20	07/09/25	5,000,000.00	5,000,000.00	4,997,850.00	0.999570
Agency Note	FED HOME LOAN MORT CORP	3134GXCH5	0.600	0.6000	11/25/20	11/25/25	5,000,000.00	5,000,000.00	4,991,150.00	0.998230
Agency Note	FEDERAL NAT MORTGAGE ASSOC	3135GoT45	1.875	2.5955	12/27/18	04/05/22	5,000,000.00	4,964,662.06	5,053,600.00	1.010720
Agency Note	FEDERAL NAT MORTGAGE ASSOC	3135GA6K2	0.500	0.5000	12/30/20	06/30/25	5,000,000.00	5,000,000.00	4,992,100.00	0.998420

Agency Note	FEDERAL NAT MORTGAGE ASSOC	3136G4ZR7	0.700	0.7000	07/21/20	07/21/25	5,000,000.00	5,000,000.00	4,995,600.00	0.999120
Agency Note	FEDERAL NAT MORTGAGE ASSOC	3136G4N82	0.490	0.4900	08/21/20	08/21/25	10,000,000.00	10,000,000.00	9,984,900.00	0.998490
Agency Note	FEDERAL NAT MORTGAGE ASSOC	3135GA3W9	0.600	0.6000	11/25/20	11/25/25	5,000,000.00	5,000,000.00	4,991,150.00	0.998230
<b>Total Count 45</b>			<b>1.008</b>	<b>0.9500</b>			<b>256,950,000.00</b>	<b>257,690,288.71</b>	<b>259,615,782.00</b>	<b>1.010375</b>

Certificate of Deposit	Issuer	CUSIP	Coupon Rate	Yield Matur	Purchase Date	Maturity Date	Ending Par Val/Shares	Amor Value On 08/31/21	Ending Market Val	Ending Unit Price
Certificate of Deposit	GOLDMAN SACHS	38149MYT4	0.350	0.3500	08/25/21	08/25/23	5,000,000.00	5,000,000.00	5,005,613.50	1.001123
Certificate of Deposit	MORGAN STANLEY	61760A6Q7	1.850	1.8500	01/30/20	01/30/23	5,000,000.00	5,000,000.00	5,114,460.00	1.022892
Certificate of Deposit	MORGAN STANLEY	61768EBM4	1.650	1.6500	03/05/20	03/05/24	5,000,000.00	5,000,000.00	5,156,813.50	1.031363
Certificate of Deposit	MORGAN STANLEY	61690ULQ1	1.950	1.9711	10/10/19	10/10/24	5,000,000.00	5,000,000.00	5,220,588.50	1.044118
Certificate of Deposit	MORGAN STANLEY	61690UMT4	1.950	1.9711	10/31/19	10/31/24	5,000,000.00	5,000,000.00	5,222,014.50	1.044403
Certificate of Deposit	MORGAN STANLEY	61768EAQ6	1.800	1.8000	02/20/20	02/20/25	5,000,000.00	5,000,000.00	5,208,959.00	1.041792
Certificate of Deposit	WELLS FARGO BANK	949763XG6	2.900	2.9000	01/30/19	01/31/22	5,000,000.00	5,000,000.00	5,058,629.00	1.011726
Certificate of Deposit	WELLS FARGO BANK	949763WR3	3.350	3.3500	01/09/19	01/09/24	1,000,000.00	1,000,000.00	1,070,847.40	1.070847
Certificate of Deposit	WELLS FARGO BANK	949763WU6	3.200	3.2000	01/18/19	01/18/24	4,000,000.00	4,000,000.00	4,271,906.00	1.067977
<b>Total Count 9</b>			<b>1.960</b>	<b>1.9653</b>			<b>40,000,000.00</b>	<b>40,000,000.00</b>	<b>41,329,831.40</b>	<b>1.033246</b>

Medium Term Corporate Note	Issuer	CUSIP	Coupon Rate	Yield Matur	Purchase Date	Maturity Date	Ending Par Val/Shares	Amor Value On 08/31/21	Ending Market Val	Ending Unit Price
Medium Term Corporate Note	AIG GLOBAL FUNDING	00138CAS7	0.650	0.7000	06/22/21	06/17/24	4,970,000.00	4,963,117.14	4,975,566.40	1.001120
Medium Term Corporate Note	APPLE INC	037833BU3	2.850	2.7654	03/06/19	02/23/23	3,510,000.00	3,514,335.10	3,629,761.20	1.034120
Medium Term Corporate Note	APPLE INC	037833CU2	2.850	2.6366	05/21/19	05/11/24	5,000,000.00	5,030,586.87	5,298,300.00	1.059660
Medium Term Corporate Note	BANK OF AMERICA	06051GFZ7	2.503	2.9110	01/29/18	10/21/22	5,000,000.00	4,970,273.06	5,015,150.00	1.003030
Medium Term Corporate Note	BANK OF AMERICA	06053FAA7	4.100	0.3500	07/01/21	07/24/23	4,654,000.00	5,001,528.23	4,982,525.86	1.070590
Medium Term Corporate Note	BANK OF AMERICA	06048WM31	1.250	1.2500	05/28/21	05/28/26	5,000,000.00	5,000,000.00	4,996,200.00	0.999240
Medium Term Corporate Note	BANK OF AMERICA	06048WM31	1.250	1.2500	05/28/21	05/28/26	5,000,000.00	5,000,000.00	4,996,200.00	0.999240
Medium Term Corporate Note	BANK OF NEW YORK	06406HCS6	3.650	3.1079	03/01/19	02/04/24	2,950,000.00	2,988,179.55	3,164,465.00	1.072700
Medium Term Corporate Note	BERKSHIRE HATHAWAY INC.	084670BR8	2.750	3.3102	12/18/18	03/15/23	5,000,000.00	4,946,218.80	5,170,500.00	1.034100
Medium Term Corporate Note	CATERPILLAR, INC.	14913QAA7	2.400	2.6510	01/29/18	06/06/22	5,000,000.00	4,987,696.51	5,083,750.00	1.016750
Medium Term Corporate Note	CHEVRON CORP	166764AB6	2.355	1.7642	01/24/20	12/05/22	5,000,000.00	5,043,542.93	5,108,300.00	1.021660
Medium Term Corporate Note	CHEVRON CORP	166764AH3	3.191	3.5000	11/26/18	06/24/23	5,000,000.00	4,970,404.18	5,226,650.00	1.045330
Medium Term Corporate Note	CREDIT SUISSE	22550L2D2	1.000	0.2800	02/08/21	05/05/23	5,000,000.00	5,071,748.69	5,050,650.00	1.010130
Medium Term Corporate Note	ESTEE LAUDER CO	29736RAE0	2.350	2.4200	05/17/19	08/15/22	5,000,000.00	4,996,561.39	5,097,450.00	1.019490
Medium Term Corporate Note	EXXON MOBIL CORPORATION	30231GBH4	2.992	1.3664	05/15/20	03/19/25	5,000,000.00	5,315,348.64	5,350,450.00	1.070090
Medium Term Corporate Note	FLORIDA POWER & LIGHT	341081FZ5	2.850	0.9313	06/01/20	04/01/25	5,000,000.00	5,375,831.25	5,333,850.00	1.066770
Medium Term Corporate Note	GUARDIAN LIFE	40139LAC7	1.950	1.6104	01/31/20	10/27/21	5,000,000.00	5,008,421.31	5,013,950.00	1.002790
Medium Term Corporate Note	HARVARD PRES & FELLOWS	740816AJ2	2.300	2.3860	05/24/19	10/01/23	4,000,000.00	3,991,698.81	4,140,840.00	1.035210
Medium Term Corporate Note	HSBC USA INC	40434CAD7	3.500	2.1493	10/23/19	06/23/24	5,000,000.00	5,195,199.05	5,391,450.00	1.078290
Medium Term Corporate Note	JP MORGAN CHASE	48130UWA9	0.750	0.7500	05/11/21	12/11/24	5,000,000.00	5,000,000.00	4,904,150.00	0.980830
Medium Term Corporate Note	JP MORGAN CHASE	46632FRU1	0.700	0.7000	01/22/21	01/22/26	5,000,000.00	5,000,000.00	4,914,500.00	0.982900
Medium Term Corporate Note	LLOYDS BANK	53944VAH2	3.500	0.7800	02/03/21	05/14/25	5,000,000.00	5,534,568.91	5,417,600.00	1.083520
Medium Term Corporate Note	MASSMUTUAL GLOBAL FUND	57629WCU2	0.850	0.3100	03/02/21	06/09/23	5,000,000.00	5,053,791.38	5,048,900.00	1.009780
Medium Term Corporate Note	NEW YORK LIFE	64952WDG5	2.875	2.7501	04/26/19	04/10/24	5,000,000.00	5,017,860.74	5,299,700.00	1.059940
Medium Term Corporate Note	NOVARTIS CAPITAL CORP	66989HAE8	2.400	1.6500	01/23/20	09/21/22	5,000,000.00	5,055,333.43	5,115,650.00	1.023130
Medium Term Corporate Note	ORACLE	68389XAP0	2.500	1.7863	01/10/20	10/15/22	5,000,000.00	5,052,586.38	5,119,850.00	1.023970
Medium Term Corporate Note	ORACLE	68389XBR5	2.625	2.2240	07/25/19	02/15/23	4,990,000.00	5,019,362.21	5,142,494.40	1.030560
Medium Term Corporate Note	ORACLE	68389XBL8	2.400	2.9284	02/13/19	09/15/23	5,000,000.00	4,936,749.55	5,182,150.00	1.036430
Medium Term Corporate Note	PRICOA GLOBAL FUNDING	741531FA0	3.450	3.1799	02/04/19	09/01/23	5,000,000.00	5,032,215.91	5,321,650.00	1.064330
Medium Term Corporate Note	PRINCIPAL LFE GLB FND II	74256LEE5	1.250	0.7601	01/12/21	06/23/25	5,000,000.00	5,096,317.33	5,034,800.00	1.006960

Medium Term Corporate Note	PROTECTIVE LIFE	74368CAE4	1.999	1.1801	04/30/20	09/14/21	5,000,000.00	5,020,240.16	5,003,050.00	1.000610
Medium Term Corporate Note	ROYAL BANK OF CANADA	78015K7L2	0.425	0.5000	03/02/21	01/19/24	5,000,000.00	4,990,693.85	4,990,700.00	0.998140
Medium Term Corporate Note	SANOFI PHARMACEUTICAL	801060AC8	3.375	1.6725	02/06/20	06/19/23	5,000,000.00	5,166,751.36	5,261,050.00	1.052210
Medium Term Corporate Note	SHELL INTERNATIONAL FIN	822582BZ4	3.500	1.7172	02/05/20	11/13/23	5,000,000.00	5,217,217.40	5,334,050.00	1.066810
Medium Term Corporate Note	SHELL INTERNATIONAL FIN	822582CC4	2.000	2.0998	11/14/19	11/07/24	5,000,000.00	4,983,239.21	5,214,700.00	1.042940
Medium Term Corporate Note	TOYOTA MOTOR CREDIT CORP	89236TCQ6	2.800	3.1012	04/19/18	07/13/22	3,000,000.00	2,991,170.07	3,066,540.00	1.022180
Medium Term Corporate Note	TOYOTA MOTOR CREDIT CORP	89236TDW2	2.900	0.6042	04/13/21	04/17/24	3,933,000.00	4,256,796.54	4,170,631.86	1.060420
Medium Term Corporate Note	TOYOTA MOTOR CREDIT CORP	89236TGT6	1.800	1.8000	02/13/20	02/13/25	5,000,000.00	5,000,000.00	5,156,000.00	1.031200
Medium Term Corporate Note	TOYOTA MOTOR CREDIT CORP	89236THY4	0.700	0.7000	01/20/21	01/20/26	5,000,000.00	5,000,000.00	4,887,100.00	0.977420
Medium Term Corporate Note	U.S. BANCORP	91159HHP8	2.625	3.2771	05/24/18	01/24/22	5,000,000.00	4,983,961.36	5,037,950.00	1.007590
Medium Term Corporate Note	U.S. BANCORP	91159HHC7	3.000	2.7951	03/08/19	03/15/22	5,000,000.00	5,010,034.71	5,064,250.00	1.012850
Medium Term Corporate Note	UBS FINANCE DELAWARE	902674YF1	0.375	0.3200	06/14/21	06/01/23	5,000,000.00	5,006,052.08	4,996,350.00	0.999270
Medium Term Corporate Note	US BANK NA CINCINNATI	90331HNV1	3.400	3.4812	11/26/18	07/24/23	5,000,000.00	4,993,919.45	5,282,550.00	1.056510
Medium Term Corporate Note	US BANK NA CINCINNATI	90331HMS9	2.800	0.6414	11/25/20	01/27/25	5,000,000.00	5,372,947.69	5,337,550.00	1.067510
Medium Term Corporate Note	WAL-MART STORES	931142EL3	2.850	1.8859	10/01/19	07/08/24	5,000,000.00	5,139,955.61	5,323,750.00	1.064750
Medium Term Corporate Note	WELLS FARGO BANK	94988J5T0	3.625	2.7984	05/10/19	10/22/21	5,000,000.00	5,020,379.17	5,024,150.00	1.004830
<b>Total Count 46</b>			<b>2.340</b>	<b>1.7845</b>			<b>222,007,000.00</b>	<b>225,322,836.01</b>	<b>228,677,824.72</b>	<b>1.030048</b>

<b>Money Market</b>	<b>Issuer</b>	<b>CUSIP</b>	<b>Coupon Rate</b>	<b>Yield Matur</b>	<b>Purchase Date</b>	<b>Maturity Date</b>	<b>Ending Par Val/Shares</b>	<b>Amor Value On 08/31/21</b>	<b>Ending Market Val</b>	<b>Ending Unit Price</b>
Money Market	FIDELITY INVESTMENTS		0.010	0.0100	12/10/90	Open	6,000,000.00	6,000,000.00	6,000,000.00	1.000000
<b>Total Count 1</b>			<b>0.010</b>	<b>0.0100</b>			<b>6,000,000.00</b>	<b>6,000,000.00</b>	<b>6,000,000.00</b>	<b>1.000000</b>

<b>Municipal Bond</b>	<b>Issuer</b>	<b>CUSIP</b>	<b>Coupon Rate</b>	<b>Yield Matur</b>	<b>Purchase Date</b>	<b>Maturity Date</b>	<b>Ending Par Val/Shares</b>	<b>Amor Value On 08/31/21</b>	<b>Ending Market Val</b>	<b>Ending Unit Price</b>
Municipal Bond	ANTELOPE VALLY UNION HIGH	036717MN3	2.396	0.8301	10/30/20	08/01/25	1,775,000.00	1,884,130.07	1,872,767.00	1.055080
Municipal Bond	CALIFORNIA DEPT WATER RESOURCE	13066YTZ2	2.000	2.0000	06/06/19	05/01/22	4,000,000.00	4,000,000.00	4,049,520.00	1.012380
Municipal Bond	CALIFORNIA ST HOUSING FINANCE	13034PZJ9	2.612	2.6120	05/08/19	02/01/22	3,500,000.00	3,500,000.00	3,531,465.00	1.008990
Municipal Bond	CHAFFEY COMMUNITY COLLEGE	157432LM5	1.421	0.8621	08/17/21	06/01/26	2,885,000.00	2,969,126.28	2,959,692.65	1.025890
Municipal Bond	CITY OF VALLEJO	919259BL4	1.469	1.4690	03/31/20	05/01/23	1,500,000.00	1,500,000.00	1,519,125.00	1.012750
Municipal Bond	COUNTY OF RIVERSIDE CA	76913CAZ2	2.667	2.2601	05/06/20	02/15/25	5,000,000.00	5,068,089.71	5,295,350.00	1.059070
Municipal Bond	COUNTY OF WESTCHESTER NY	95736VAY8	0.750	0.7456	11/05/20	07/01/25	1,940,000.00	1,940,336.68	1,932,453.40	0.996110
Municipal Bond	LOS ALTOS SCHOOL DIST	544290JH3	1.000	0.5501	06/10/21	10/01/24	5,000,000.00	5,073,650.00	5,063,900.00	1.012780
Municipal Bond	NEW YORK STATE DORMITORY	64990FD27	0.267	0.2670	06/23/21	03/15/23	1,000,000.00	1,000,000.00	997,230.00	0.997230
Municipal Bond	NEW YORK STATE DORMITORY	64990FD43	0.887	0.8870	06/23/21	03/15/25	1,650,000.00	1,650,000.00	1,650,445.50	1.000270
Municipal Bond	NEW YORK STATE URBAN DEV	650036AR7	0.720	0.7200	06/25/20	03/15/23	1,250,000.00	1,250,000.00	1,256,725.00	1.005380
Municipal Bond	NEW YORK STATE URBAN DEV	64985TAY7	2.020	2.0200	10/30/19	03/15/24	5,000,000.00	5,000,000.00	5,159,700.00	1.031940
Municipal Bond	SACRAMENTO UNIFIED	785870ZT6	0.319	0.3190	07/08/21	09/01/21	2,000,000.00	2,000,000.00	2,000,000.00	1.000000
Municipal Bond	STATE OF CALIFORNIA	13063DAD0	2.367	2.0004	03/26/20	04/01/22	5,330,000.00	5,349,252.21	5,398,490.50	1.012850
Municipal Bond	STATE OF CALIFORNIA	13063DDG0	2.250	2.8401	01/22/19	10/01/23	5,000,000.00	4,929,274.54	5,195,500.00	1.039100
Municipal Bond	STATE OF CALIFORNIA	13063DLZ9	3.000	2.5002	05/01/19	04/01/24	5,000,000.00	5,071,802.19	5,318,050.00	1.063610
Municipal Bond	STATE OF CONNECTICUT	20772KAE9	2.990	1.9630	10/17/19	01/15/23	5,000,000.00	5,075,535.39	5,186,650.00	1.037330
Municipal Bond	STATE OF HAWAII	419792YL4	2.770	1.6101	04/03/20	01/01/22	3,750,000.00	3,771,574.81	3,782,737.50	1.008730
Municipal Bond	STATE OF HAWAII	419792YR1	0.893	0.8930	08/20/21	08/01/26	6,400,000.00	6,403,016.36	6,406,592.00	1.001030
Municipal Bond	STATE OF WISCONSIN	977100CZ7	2.049	2.0490	03/25/20	05/01/23	4,000,000.00	4,000,000.00	4,118,920.00	1.029730
Municipal Bond	TEXAS A&M UNIVERSITY	88213AKA2	2.349	1.6402	01/23/20	05/15/23	5,000,000.00	5,069,446.29	5,166,600.00	1.033320
Municipal Bond	TEXAS A&M UNIVERSITY	88213ALV5	2.877	1.0002	05/15/20	05/15/25	3,000,000.00	3,220,231.71	3,221,130.00	1.073710
Municipal Bond	UNIVERSITY OF CALIFORNIA	91412HGE7	0.883	0.4113	02/02/21	05/15/25	5,000,000.00	5,093,477.97	5,057,700.00	1.011540
<b>Total Count 23</b>			<b>1.953</b>	<b>1.5739</b>			<b>83,980,000.00</b>	<b>84,818,944.21</b>	<b>86,140,743.55</b>	<b>1.025729</b>

State Pool	Issuer	CUSIP	Coupon Rate	Yield Matur	Purchase Date	Maturity Date	Ending Par Val/Shares	Amor Value On 08/31/21	Ending Market Val	Ending Unit Price
State Pool	STATE OF CALIFORNIA		0.210	0.2100	01/01/88	Open	48,265,331.14	48,265,331.14	48,265,331.14	1.000000
State Pool	STATE OF CALIFORNIA		0.210	0.2100	11/30/01	Open	36,431,394.08	36,431,394.08	36,431,394.08	1.000000
<b>Total Count 2</b>			<b>0.210</b>	<b>0.2100</b>			<b>84,696,725.22</b>	<b>84,696,725.22</b>	<b>84,696,725.22</b>	<b>1.000000</b>

Supranational	Issuer	CUSIP	Coupon Rate	Yield Matur	Purchase Date	Maturity Date	Ending Par Val/Shares	Amor Value On 08/31/21	Ending Market Val	Ending Unit Price
Supranational	INTER AMERICAN DEVELOPMNT BANK	4581XoCF3	3.000	0.2411	02/01/21	02/21/24	5,000,000.00	5,343,624.19	5,323,200.00	1.064640
Supranational	INTER AMERICAN DEVELOPMNT BANK	4581XoDK1	1.750	0.5597	05/13/21	03/14/25	5,000,000.00	5,239,890.28	5,203,050.00	1.040610
Supranational	INTL BK RECON & DEVELOP	459058FF5	1.750	2.6580	02/01/19	04/19/23	5,000,000.00	4,912,134.40	5,125,850.00	1.025170
Supranational	INTL BK RECON & DEVELOP	45906M2L4	0.650	0.7336	07/30/21	02/24/26	5,000,000.00	4,981,522.63	4,953,000.00	0.990600
<b>Total Count 4</b>			<b>1.809</b>	<b>1.0225</b>			<b>20,000,000.00</b>	<b>20,477,171.50</b>	<b>20,605,100.00</b>	<b>1.030255</b>

Time Deposit	Issuer	CUSIP	Coupon Rate	Yield Matur	Purchase Date	Maturity Date	Ending Par Val/Shares	Amor Value On 08/31/21	Ending Market Val	Ending Unit Price
Time Deposit	PREMIER VALLEY BANK		0.010	0.0100	01/14/21	01/13/22	1,400,000.00	1,400,000.00	1,400,000.00	1.000000
Time Deposit	PREMIER VALLEY BANK		0.019	0.0190	03/25/21	03/24/22	1,400,000.00	1,400,000.00	1,400,000.00	1.000000
Time Deposit	PREMIER VALLEY BANK		0.190	0.1898	05/13/21	05/12/22	1,600,000.00	1,600,000.00	1,600,000.00	1.000000
<b>Total Count 3</b>			<b>0.078</b>	<b>0.0782</b>			<b>4,400,000.00</b>	<b>4,400,000.00</b>	<b>4,400,000.00</b>	<b>1.000000</b>

Treasury Note	Issuer	CUSIP	Coupon Rate	Yield Matur	Purchase Date	Maturity Date	Ending Par Val/Shares	Amor Value On 08/31/21	Ending Market Val	Ending Unit Price
Treasury Note	U.S. TREASURY	9128285L0	2.875	1.6000	11/27/19	11/15/21	5,000,000.00	5,031,620.89	5,028,800.00	1.005760
Treasury Note	U.S. TREASURY	912828G87	2.125	2.0047	05/30/19	12/31/21	5,000,000.00	5,002,976.44	5,034,150.00	1.006830
Treasury Note	U.S. TREASURY	9128286U9	2.125	1.6000	12/02/19	05/15/22	10,000,000.00	10,051,874.84	10,144,500.00	1.014450
Treasury Note	U.S. TREASURY	9128282S8	1.625	2.2322	05/01/19	08/31/22	5,000,000.00	4,970,142.59	5,076,950.00	1.015390
Treasury Note	U.S. TREASURY	91282CAF8	0.125	0.2500	06/23/21	08/15/23	10,000,000.00	9,975,077.93	9,985,600.00	0.998560
Treasury Note	U.S. TREASURY	9128284X5	2.750	1.6374	12/31/19	08/31/23	5,000,000.00	5,109,017.07	5,252,150.00	1.050430
Treasury Note	U.S. TREASURY	912828XX3	2.000	1.5701	10/18/19	06/30/24	5,000,000.00	5,062,751.51	5,229,700.00	1.045940
Treasury Note	U.S. TREASURY	912828G38	2.250	1.6900	12/31/19	11/15/24	5,000,000.00	5,094,769.82	5,288,100.00	1.057620
Treasury Note	U.S. TREASURY	91282CBC4	0.375	0.4447	01/20/21	12/31/25	10,000,000.00	9,969,028.83	9,869,500.00	0.986950
Treasury Note	U.S. TREASURY	91282CCP4	0.625	0.6223	08/03/21	07/31/26	5,000,000.00	5,000,909.76	4,966,000.00	0.993200
<b>Total Count 10</b>			<b>1.506</b>	<b>1.2291</b>			<b>65,000,000.00</b>	<b>65,268,169.68</b>	<b>65,875,450.00</b>	<b>1.013468</b>

US Sovereign Bond Guarante	Issuer	CUSIP	Coupon Rate	Yield Matur	Purchase Date	Maturity Date	Ending Par Val/Shares	Amor Value On 08/31/21	Ending Market Val	Ending Unit Price
US Sovereign Bond Guarante	AID-ISRAEL	46513EGV8	5.500	2.5770	02/28/19	12/04/23	4,815,000.00	5,153,651.60	5,374,117.80	1.116120
<b>Total Count 1</b>			<b>5.500</b>	<b>2.5770</b>			<b>4,815,000.00</b>	<b>5,153,651.60</b>	<b>5,374,117.80</b>	<b>1.116120</b>

<b>Investment Total</b>			<b>1.530</b>	<b>1.2504</b>			<b>787,848,725.22</b>	<b>793,827,786.93</b>	<b>802,715,574.69</b>	<b>1.018870</b>
-------------------------	--	--	--------------	---------------	--	--	-----------------------	-----------------------	-----------------------	-----------------