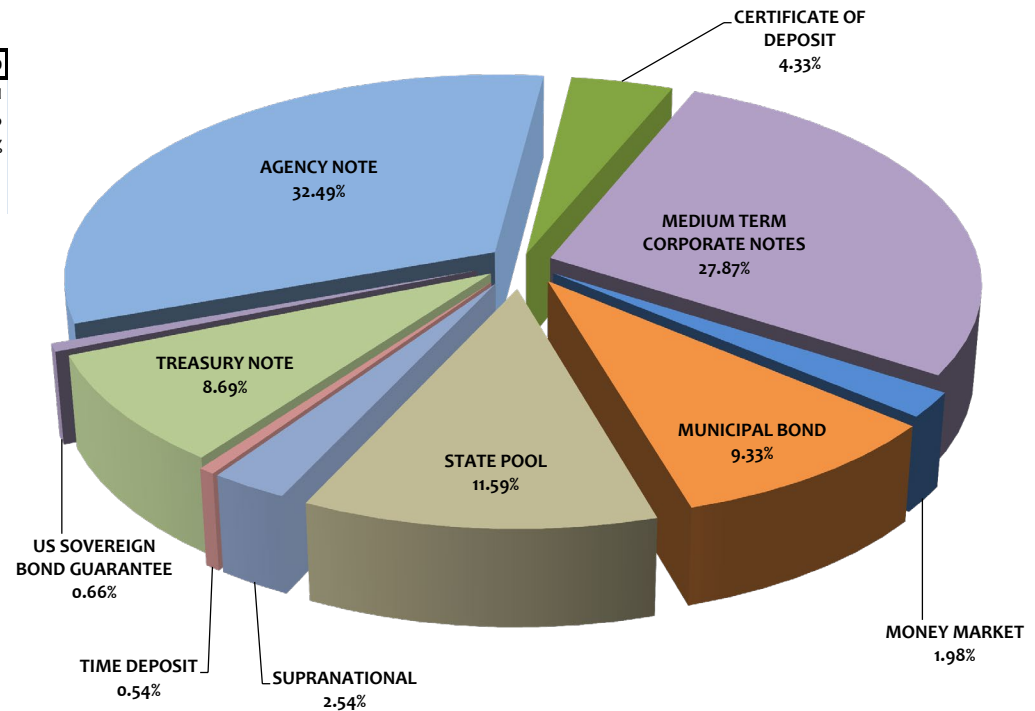




ASSET ALLOCATION					
Assets	Current Par Value	Current Book Value	Market Value	Mkt/Book	Yield to Maturity
AGENCY NOTE	\$261,950,000	\$262,693,771	\$264,866,976	100.83%	0.94%
CERTIFICATE OF DEPOSIT	35,000,000	35,000,000	36,403,313	104.01%	2.20%
MEDIUM TERM CORPORATE NOTES	222,007,000	225,339,415	229,262,288	101.74%	1.78%
MONEY MARKET	16,000,000	16,000,000	16,000,000	100.00%	0.01%
MUNICIPAL BOND	74,695,000	75,469,488	76,947,386	101.96%	1.66%
STATE POOL	93,696,725	93,696,725	93,696,725	100.00%	0.22%
SUPRANATIONAL	20,000,000	20,559,459	20,657,550	100.48%	1.02%
TIME DEPOSIT	4,400,000	4,400,000	4,400,000	100.00%	0.08%
TREASURY NOTE	70,000,000	70,305,262	71,016,650	101.01%	1.38%
US SOVEREIGN BOND GUARANTEE	4,815,000	5,153,652	5,363,958	104.08%	2.58%
<b>Totals</b>	<b>\$802,563,725</b>	<b>\$808,617,771</b>	<b>\$818,614,846</b>	<b>101.24%</b>	<b>1.24%</b>

Pooled Portfolio Composition by Book Value

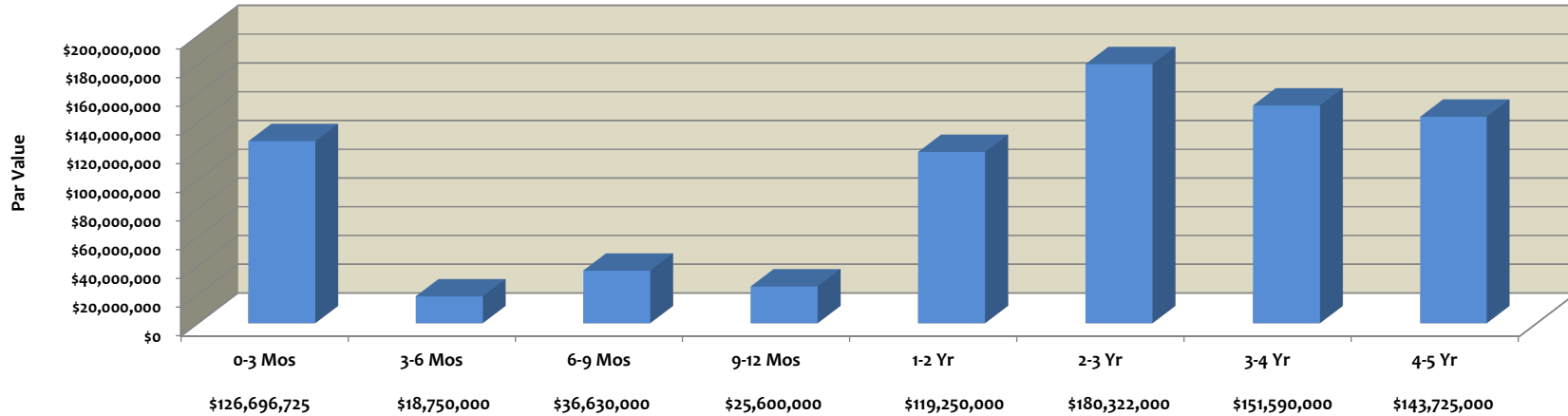
Portfolio Breakdown & Statistics		
	July 31, 2021	July 31, 2020
AMORTIZED COST	\$808,617,771	\$701,507,411
AVERAGE DAYS TO MATURITY	834	746
CURRENT MONTH RETURN ON INVEST	1.24%	1.64%
EARNED INTEREST-CURR MONTH	\$823,328	\$982,084
EARNED INTEREST - FISCAL YTD	\$823,328	\$982,084





MATURITY DISTRIBUTION									
Current Par Value	0-3 Mos	3-6 Mos	6-9 Mos	9-12 Mos	1-2 Yr	2-3 Yr	3-4 Yr	4-5 Yr	Totals
AGENCY NOTE	\$ -	\$ -	\$ 5,000,000	\$ 5,000,000	\$20,000,000	\$60,000,000	\$65,000,000	\$106,950,000	\$ 261,950,000.00
MEDIUM TERM CORPORATE NOTES	5,000,000	10,000,000	10,000,000	5,000,000	66,500,000	65,507,000	40,000,000	20,000,000	\$ 222,007,000.00
MONEY MARKET	16,000,000	-	-	-	-	-	-	-	\$ 16,000,000.00
STATE POOL	93,696,725	-	-	-	-	-	-	-	\$ 93,696,725.22
TIME DEPOSIT	-	-	2,800,000	1,600,000	-	-	-	-	\$ 4,400,000.00
TREASURY NOTE	10,000,000.00	5,000,000	5,000,000	10,000,000	5,000,000	20,000,000	5,000,000	10,000,000	\$ 70,000,000.00
CERTIFICATE OF DEPOSIT	-	-	5,000,000	-	5,000,000	10,000,000	15,000,000	-	\$ 35,000,000.00
MUNICIPAL BOND	2,000,000	3,750,000	8,830,000	4,000,000	17,750,000	15,000,000	21,590,000	1,775,000	\$ 74,695,000.00
SUPRANATIONAL	-	-	-	-	5,000,000	5,000,000	5,000,000	5,000,000	\$ 20,000,000.00
US SOVEREIGN BOND GUARANTEE	-	-	-	-	-	4,815,000	-	-	\$ 4,815,000.00
<b>Totals</b>	<b>\$126,696,725</b>	<b>\$18,750,000</b>	<b>\$36,630,000</b>	<b>\$25,600,000</b>	<b>\$119,250,000</b>	<b>\$180,322,000</b>	<b>\$151,590,000</b>	<b>\$143,725,000</b>	<b>\$802,563,725</b>
<b>% of Portfolio</b>	<b>15.79%</b>	<b>2.34%</b>	<b>4.56%</b>	<b>3.19%</b>	<b>14.86%</b>	<b>22.47%</b>	<b>18.89%</b>	<b>17.91%</b>	<b>100.00%</b>

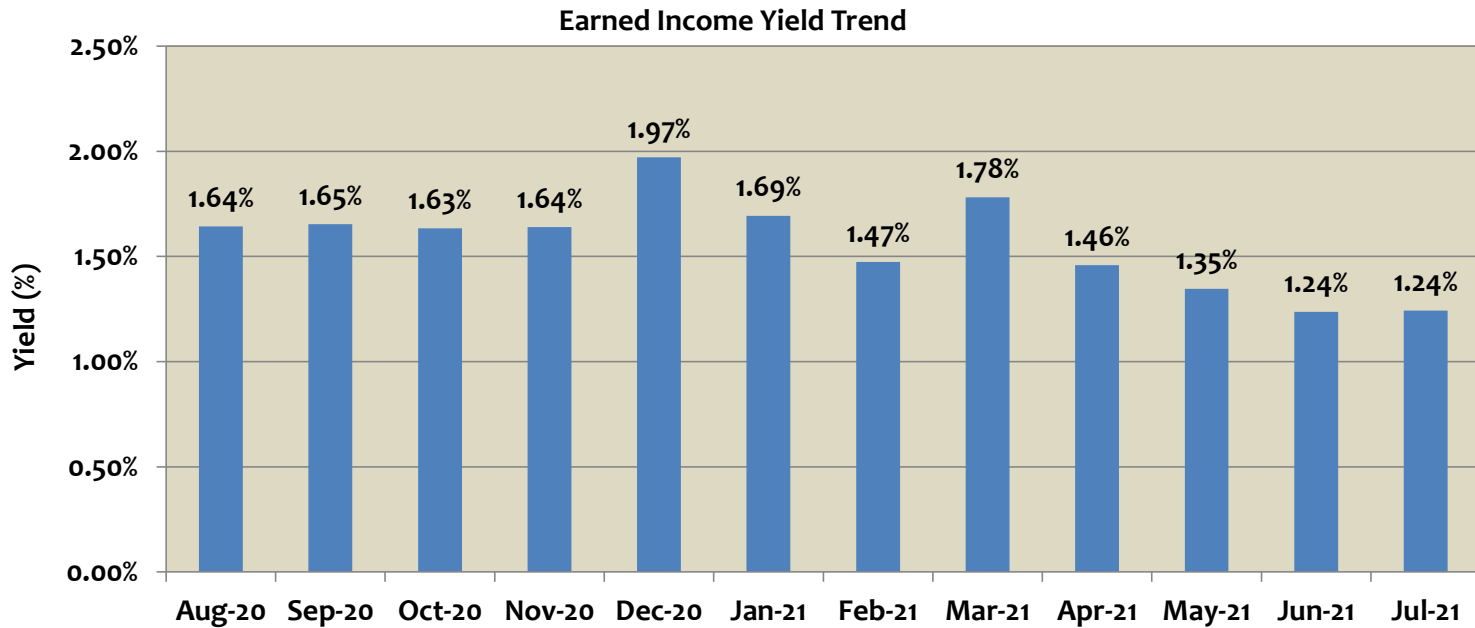
Maturity Distribution  
July 31, 2021





**PORTFOLIO - EARNED INCOME YIELD**

Month	Earned Income Yield
Aug-20	1.64%
Sep-20	1.65%
Oct-20	1.63%
Nov-20	1.64%
Dec-20	1.97%
Jan-21	1.69%
Feb-21	1.47%
Mar-21	1.78%
Apr-21	1.46%
May-21	1.35%
Jun-21	1.24%
Jul-21	1.24%



In accordance with State Law, the Finance Director certifies that the securities held in the City Investment Portfolio, comply with City policies. The Finance Director further certifies that the City has Operating Funds available to meet its expenditure requirements for the next six months.

**Amortized Cost** - the total amount at which investments are carried on the City books. This amount includes the amortization and accretion of premiums and discounts, respectively.

**Market Value** - the total amount at which investments are being sold in the market. Market prices are provided by the Bank of New York.

**Maturity Value** - (also referred to as "par value") the total amount of the face or stated value of the investments at maturity.

**Average Days to Maturity** - the average time in days left in the maturity of the investments.

**Monthly Yield** - the rate of return on investments as expressed in a percentage.

**Earned Interest** - the amount of income realized by all investments.



Agency Note	Issuer	CUSIP	Coupon Rate	Yield Matur	Purchase Date	Maturity Date	Ending Par Val/Shares	Amor Value On 07/31/21	Ending Market Val	Ending Unit Price
Agency Note	FARMER MAC	31422XAT9	0.520	0.5200	03/02/21	12/15/25	5,000,000.00	5,000,000.00	4,989,500.00	0.997900
Agency Note	FED FARM CREDIT BANK	3133EMHE5	0.170	0.1852	12/07/20	11/30/22	5,000,000.00	4,998,863.51	5,000,900.00	1.000180
Agency Note	FED FARM CREDIT BANK	3133EL3E2	0.320	0.3200	08/10/20	08/10/23	5,000,000.00	5,000,000.00	4,999,300.00	0.999860
Agency Note	FED FARM CREDIT BANK	3133EMN81	0.310	0.3100	06/29/21	12/29/23	5,000,000.00	5,000,000.00	4,997,050.00	0.999410
Agency Note	FED FARM CREDIT BANK	3133EKBW5	2.610	2.6100	02/27/19	02/27/24	5,000,000.00	5,000,000.00	5,295,250.00	1.059050
Agency Note	FED FARM CREDIT BANK	3133ELQ56	0.570	0.5700	07/02/20	07/02/24	5,000,000.00	5,000,000.00	4,999,950.00	0.999990
Agency Note	FED FARM CREDIT BANK	3133EKA63	1.600	1.6000	08/16/19	08/16/24	10,000,000.00	10,000,000.00	10,365,600.00	1.036560
Agency Note	FED FARM CREDIT BANK	3133EKP75	1.600	1.4076	10/04/19	09/17/24	5,000,000.00	5,032,738.10	5,185,550.00	1.037110
Agency Note	FED FARM CREDIT BANK	3133EMK92	0.580	0.5800	06/23/21	06/23/25	5,000,000.00	5,000,000.00	5,015,000.00	1.003000
Agency Note	FED FARM CREDIT BANK	3133ELZ80	0.580	0.5800	07/29/20	07/29/25	5,000,000.00	5,000,000.00	4,996,950.00	0.999390
Agency Note	FED FARM CREDIT BANK	3133EMAU6	0.500	0.5000	09/22/20	09/22/25	10,000,000.00	10,000,000.00	9,967,800.00	0.996780
Agency Note	FED FARM CREDIT BANK	3133EMCP5	0.520	0.5301	10/14/20	10/14/25	5,000,000.00	4,997,747.03	4,976,250.00	0.995250
Agency Note	FED FARM CREDIT BANK	3133EMSU7	0.800	0.8000	03/09/21	03/09/26	5,000,000.00	5,000,000.00	5,017,350.00	1.003470
Agency Note	FED HOME LOAN BANK	313378WG2	2.500	2.4593	03/12/19	03/11/22	5,000,000.00	5,002,000.36	5,073,800.00	1.014760
Agency Note	FED HOME LOAN BANK	3130A3KM5	2.500	2.3160	12/27/17	12/09/22	5,000,000.00	5,013,483.04	5,158,800.00	1.031760
Agency Note	FED HOME LOAN BANK	3130ADRG9	2.750	2.5800	03/04/19	03/10/23	5,000,000.00	5,016,465.05	5,209,500.00	1.041900
Agency Note	FED HOME LOAN BANK	3130AFRW9	2.700	2.5516	02/26/19	08/28/23	5,000,000.00	5,017,860.29	5,260,750.00	1.052150
Agency Note	FED HOME LOAN BANK	3130ANES5	0.265	0.2650	07/29/21	12/29/23	10,000,000.00	10,000,000.00	9,994,800.00	0.999480
Agency Note	FED HOME LOAN BANK	3130A0XE5	3.250	2.5800	03/08/19	03/08/24	5,000,000.00	5,096,111.49	5,377,650.00	1.075530
Agency Note	FED HOME LOAN BANK	3130AB3H7	2.375	0.8307	03/16/20	03/08/24	5,000,000.00	5,228,311.21	5,279,200.00	1.055840
Agency Note	FED HOME LOAN BANK	3130AKWZ5	0.220	0.2200	02/24/21	05/24/24	5,000,000.00	5,000,000.00	4,987,850.00	0.997570
Agency Note	FED HOME LOAN BANK	3130AN3D0	0.450	0.4500	06/28/21	05/24/24	10,000,000.00	10,000,000.00	10,002,400.00	1.000240
Agency Note	FED HOME LOAN BANK	3130A2UW4	2.875	1.6639	10/24/19	09/13/24	5,000,000.00	5,205,069.48	5,384,600.00	1.076920
Agency Note	FED HOME LOAN BANK	3130A3GE8	2.750	1.7080	12/13/19	12/13/24	5,000,000.00	5,176,269.46	5,390,100.00	1.078020
Agency Note	FED HOME LOAN BANK	3130AMQW5	0.350	0.3500	06/16/21	12/16/24	10,000,000.00	10,000,000.00	9,990,000.00	0.999000
Agency Note	FED HOME LOAN BANK	3130AKMR4	0.330	0.3300	01/28/21	01/15/25	5,000,000.00	5,000,000.00	4,979,800.00	0.995960
Agency Note	FED HOME LOAN BANK	3130ALZV9	0.680	0.6800	04/29/21	04/29/25	5,000,000.00	5,000,000.00	5,006,550.00	1.001310
Agency Note	FED HOME LOAN BANK	3130AMX23	0.900	0.9000	06/30/21	12/30/25	6,550,000.00	6,550,000.00	6,550,851.50	1.000130
Agency Note	FED HOME LOAN BANK	3130AKN85	0.550	0.5652	01/20/21	01/20/26	5,000,000.00	4,996,620.26	4,972,450.00	0.994490
Agency Note	FED HOME LOAN BANK	3130AKPL4	0.550	0.5500	01/28/21	01/28/26	5,000,000.00	5,000,000.00	4,986,250.00	0.997250
Agency Note	FED HOME LOAN BANK	3130AKPC4	0.600	0.6000	01/28/21	01/28/26	5,000,000.00	5,000,000.00	4,977,250.00	0.995450
Agency Note	FED HOME LOAN BANK	3130ALV92	0.500	0.9484	04/01/21	03/30/26	5,000,000.00	4,997,569.44	5,010,200.00	1.002040
Agency Note	FED HOME LOAN BANK	3130ALYB4	0.700	1.1449	04/28/21	04/28/26	5,000,000.00	5,000,000.00	5,003,600.00	1.000720
Agency Note	FED HOME LOAN BANK	3130AMAU6	1.050	1.0500	05/12/21	05/12/26	5,000,000.00	5,000,000.00	5,001,350.00	1.000270
Agency Note	FED HOME LOAN BANK	3130AMTW2	0.500	0.5000	06/30/21	06/30/26	5,000,000.00	5,000,000.00	5,006,300.00	1.001260
Agency Note	FED HOME LOAN BANK	3130AMWM0	0.500	0.9379	06/30/21	06/30/26	5,000,000.00	5,000,000.00	5,008,100.00	1.001620
Agency Note	FED HOME LOAN BANK	3130AMZN5	0.750	1.0447	06/30/21	06/30/26	5,000,000.00	5,000,000.00	4,994,750.00	0.998950
Agency Note	FED HOME LOAN BANK	3130ANBS8	0.930	0.9300	07/29/21	07/29/26	5,400,000.00	5,400,000.00	5,411,124.00	1.002060
Agency Note	FED HOME LOAN MORT CORP	3134GWQM1	0.210	0.2100	08/19/20	08/19/22	5,000,000.00	5,000,000.00	5,000,350.00	1.000070
Agency Note	FED HOME LOAN MORT CORP	3136G4YP2	0.720	0.7200	07/09/20	07/09/25	5,000,000.00	5,000,000.00	4,999,100.00	0.999820
Agency Note	FED HOME LOAN MORT CORP	3134GXCH5	0.600	0.6000	11/25/20	11/25/25	5,000,000.00	5,000,000.00	4,996,200.00	0.999240
Agency Note	FEDERAL NAT MORTGAGE ASSOC	3135GoT45	1.875	2.5955	12/27/18	04/05/22	5,000,000.00	4,964,662.06	5,061,150.00	1.012230
Agency Note	FEDERAL NAT MORTGAGE ASSOC	3135GA6K2	0.500	0.5000	12/30/20	06/30/25	5,000,000.00	5,000,000.00	4,996,200.00	0.999240

Agency Note	FEDERAL NAT MORTGAGE ASSOC	3136G4ZR7	0.700	0.7000	07/21/20	07/21/25	5,000,000.00	5,000,000.00	4,997,200.00	0.999440
Agency Note	FEDERAL NAT MORTGAGE ASSOC	3136G4N82	0.490	0.4900	08/21/20	08/21/25	10,000,000.00	10,000,000.00	9,996,100.00	0.999610
Agency Note	FEDERAL NAT MORTGAGE ASSOC	3135GA3W9	0.600	0.6000	11/25/20	11/25/25	5,000,000.00	5,000,000.00	4,996,200.00	0.999240
<b>Total Count 46</b>			<b>0.996</b>	<b>0.9388</b>			<b>261,950,000.00</b>	<b>262,693,770.78</b>	<b>264,866,975.50</b>	<b>1.01136</b>

<i>Certificate of Deposit</i>	<i>Issuer</i>	<i>CUSIP</i>	<i>Coupon Rate</i>	<i>Yield Matur</i>	<i>Purchase Date</i>	<i>Maturity Date</i>	<i>Ending Par Val/Shares</i>	<i>Amor Value On 07/31/21</i>	<i>Ending Market Val</i>	<i>Ending Unit Price</i>
Certificate of Deposit	MORGAN STANLEY	61760A6Q7	1.850	1.8500	01/30/20	01/30/23	5,000,000.00	5,000,000.00	5,121,690.50	1.024338
Certificate of Deposit	MORGAN STANLEY	61768EBM4	1.650	1.6500	03/05/20	03/05/24	5,000,000.00	5,000,000.00	5,165,721.88	1.033144
Certificate of Deposit	MORGAN STANLEY	61690ULQ1	1.950	1.9711	10/10/19	10/10/24	5,000,000.00	5,000,000.00	5,233,177.50	1.046636
Certificate of Deposit	MORGAN STANLEY	61690UMT4	1.950	1.9711	10/31/19	10/31/24	5,000,000.00	5,000,000.00	5,232,461.50	1.046492
Certificate of Deposit	MORGAN STANLEY	61768EAQ6	1.800	1.8000	02/20/20	02/20/25	5,000,000.00	5,000,000.00	5,221,855.00	1.044371
Certificate of Deposit	WELLS FARGO BANK	949763XG6	2.900	2.9000	01/30/19	01/31/22	5,000,000.00	5,000,000.00	5,070,110.00	1.014022
Certificate of Deposit	WELLS FARGO BANK	949763WR3	3.350	3.3500	01/09/19	01/09/24	1,000,000.00	1,000,000.00	1,074,057.90	1.074058
Certificate of Deposit	WELLS FARGO BANK	949763WU6	3.200	3.2000	01/18/19	01/18/24	4,000,000.00	4,000,000.00	4,284,238.80	1.071060
<b>Total Count 8</b>			<b>2.190</b>	<b>2.1960</b>			<b>35,000,000.00</b>	<b>35,000,000.00</b>	<b>36,403,313.08</b>	<b>1.040095</b>

<i>Medium Term Corporate Note</i>	<i>Issuer</i>	<i>CUSIP</i>	<i>Coupon Rate</i>	<i>Yield Matur</i>	<i>Purchase Date</i>	<i>Maturity Date</i>	<i>Ending Par Val/Shares</i>	<i>Amor Value On 07/31/21</i>	<i>Ending Market Val</i>	<i>Ending Unit Price</i>
Medium Term Corporate Note	AIG GLOBAL FUNDING	00138CAS7	0.650	0.7000	06/22/21	06/17/24	4,970,000.00	4,963,117.14	4,968,906.60	0.999780
Medium Term Corporate Note	APPLE INC	037833BU3	2.850	2.7654	03/06/19	02/23/23	3,510,000.00	3,515,740.90	3,637,026.90	1.036190
Medium Term Corporate Note	APPLE INC	037833CU2	2.850	2.6366	05/21/19	05/11/24	5,000,000.00	5,030,586.87	5,311,700.00	1.062340
Medium Term Corporate Note	BANK OF AMERICA	06051GFZ7	2.503	2.9110	01/29/18	10/21/22	5,000,000.00	4,970,273.06	5,024,550.00	1.004910
Medium Term Corporate Note	BANK OF AMERICA	06053FAA7	4.100	0.3500	07/01/21	07/24/23	4,654,000.00	5,001,528.23	4,991,647.70	1.072550
Medium Term Corporate Note	BANK OF AMERICA	06048WM31	1.250	1.2500	05/28/21	05/28/26	5,000,000.00	5,000,000.00	5,002,500.00	1.000500
Medium Term Corporate Note	BANK OF AMERICA	06048WM31	1.250	1.2500	05/28/21	05/28/26	5,000,000.00	5,000,000.00	5,002,500.00	1.000500
Medium Term Corporate Note	BANK OF NEW YORK	06406HCS6	3.650	3.1079	03/01/19	02/04/24	2,950,000.00	2,995,468.53	3,178,241.50	1.077370
Medium Term Corporate Note	BERKSHIRE HATHAWAY INC.	084670BR8	2.750	3.3102	12/18/18	03/15/23	5,000,000.00	4,946,218.80	5,182,050.00	1.036410
Medium Term Corporate Note	CATERPILLAR, INC.	14913QAA7	2.400	2.6510	01/29/18	06/06/22	5,000,000.00	4,987,696.51	5,096,150.00	1.019230
Medium Term Corporate Note	CHEVRON CORP	166764AB6	2.355	1.7642	01/24/20	12/05/22	5,000,000.00	5,043,542.93	5,116,400.00	1.023280
Medium Term Corporate Note	CHEVRON CORP	166764AH3	3.191	3.5000	11/26/18	06/24/23	5,000,000.00	4,970,404.18	5,237,350.00	1.047470
Medium Term Corporate Note	CREDIT SUISSE	22550L2D2	1.000	0.2800	02/08/21	05/05/23	5,000,000.00	5,071,748.69	5,054,650.00	1.010930
Medium Term Corporate Note	ESTEE LAUDER CO	29736RAE0	2.350	2.4200	05/17/19	08/15/22	5,000,000.00	4,994,872.86	5,106,850.00	1.021370
Medium Term Corporate Note	EXXON MOBIL CORPORATION	30231GBH4	2.992	1.3664	05/15/20	03/19/25	5,000,000.00	5,315,348.64	5,367,300.00	1.073460
Medium Term Corporate Note	FLORIDA POWER & LIGHT	341081FZ5	2.850	0.9313	06/01/20	04/01/25	5,000,000.00	5,375,831.25	5,363,700.00	1.072740
Medium Term Corporate Note	GUARDIAN LIFE	40139LAC7	1.950	1.6104	01/31/20	10/27/21	5,000,000.00	5,008,421.31	5,020,100.00	1.004020
Medium Term Corporate Note	HARVARD PRES & FELLOWS	740816AJ2	2.300	2.3860	05/24/19	10/01/23	4,000,000.00	3,991,698.81	4,147,000.00	1.036750
Medium Term Corporate Note	HSBC USA INC	40434CAD7	3.500	2.1493	10/23/19	06/23/24	5,000,000.00	5,195,199.05	5,401,750.00	1.080350
Medium Term Corporate Note	JP MORGAN CHASE	48130UWA9	0.750	0.7500	05/11/21	12/11/24	5,000,000.00	5,000,000.00	4,985,400.00	0.997080
Medium Term Corporate Note	JP MORGAN CHASE	46632FRU1	0.700	0.7000	01/22/21	01/22/26	5,000,000.00	5,000,000.00	4,930,000.00	0.986000
Medium Term Corporate Note	LLOYDS BANK	53944VAH2	3.500	0.7800	02/03/21	05/14/25	5,000,000.00	5,534,568.91	5,450,200.00	1.090040
Medium Term Corporate Note	MASSMUTUAL GLOBAL FUND	57629WCU2	0.850	0.3100	03/02/21	06/09/23	5,000,000.00	5,053,791.38	5,053,500.00	1.010700
Medium Term Corporate Note	NEW YORK LIFE	64952WDG5	2.875	2.7501	04/26/19	04/10/24	5,000,000.00	5,017,860.74	5,316,550.00	1.063310
Medium Term Corporate Note	NOVARTIS CAPITAL CORP	66989HAE8	2.400	1.6500	01/23/20	09/21/22	5,000,000.00	5,055,333.43	5,122,450.00	1.024490
Medium Term Corporate Note	ORACLE	68389XAP0	2.500	1.7863	01/10/20	10/15/22	5,000,000.00	5,052,586.38	5,128,400.00	1.025680
Medium Term Corporate Note	ORACLE	68389XBR5	2.625	2.2240	07/25/19	02/15/23	4,990,000.00	5,028,935.14	5,149,829.70	1.032030
Medium Term Corporate Note	ORACLE	68389XBL8	2.400	2.9284	02/13/19	09/15/23	5,000,000.00	4,936,749.55	5,188,700.00	1.037740
Medium Term Corporate Note	PRICOA GLOBAL FUNDING	741531FA0	3.450	3.1799	02/04/19	09/01/23	5,000,000.00	5,032,215.91	5,320,100.00	1.064020
Medium Term Corporate Note	PRINCIPAL LFE GLB FND II	74256LEE5	1.250	0.7601	01/12/21	06/23/25	5,000,000.00	5,096,317.33	5,052,500.00	1.010500
Medium Term Corporate Note	PROTECTIVE LIFE	74368CAE4	1.999	1.1801	04/30/20	09/14/21	5,000,000.00	5,020,240.16	5,010,300.00	1.002060
Medium Term Corporate Note	ROYAL BANK OF CANADA	78015K7L2	0.425	0.5000	03/02/21	01/19/24	5,000,000.00	4,990,693.85	5,001,950.00	1.000390

Medium Term Corporate Note	SANOPI PHARMACEUTICAL	801060AC8	3.375	1.6725	02/06/20	06/19/23	5,000,000.00	5,166,751.36	5,278,700.00	1.055740
Medium Term Corporate Note	SHELL INTERNATIONAL FIN	822582BZ4	3.500	1.7172	02/05/20	11/13/23	5,000,000.00	5,217,217.40	5,345,850.00	1.069170
Medium Term Corporate Note	SHELL INTERNATIONAL FIN	822582CC4	2.000	2.0998	11/14/19	11/07/24	5,000,000.00	4,983,239.21	5,208,950.00	1.041790
Medium Term Corporate Note	TOYOTA MOTOR CREDIT CORP	89236TCQ6	2.800	3.1012	04/19/18	07/13/22	3,000,000.00	2,991,170.07	3,072,780.00	1.024260
Medium Term Corporate Note	TOYOTA MOTOR CREDIT CORP	89236TDW2	2.900	0.6042	04/13/21	04/17/24	3,933,000.00	4,256,796.54	4,182,155.55	1.063350
Medium Term Corporate Note	TOYOTA MOTOR CREDIT CORP	89236TGT6	1.800	1.8000	02/13/20	02/13/25	5,000,000.00	5,000,000.00	5,176,150.00	1.035230
Medium Term Corporate Note	TOYOTA MOTOR CREDIT CORP	89236THY4	0.700	0.7000	01/20/21	01/20/26	5,000,000.00	5,000,000.00	4,933,550.00	0.986710
Medium Term Corporate Note	U.S. BANCORP	91159HHP8	2.625	3.2771	05/24/18	01/24/22	5,000,000.00	4,983,961.36	5,047,700.00	1.009540
Medium Term Corporate Note	U.S. BANCORP	91159HHC7	3.000	2.7951	03/08/19	03/15/22	5,000,000.00	5,010,034.71	5,075,500.00	1.015100
Medium Term Corporate Note	UBS FINANCE DELAWARE	902674YF1	0.375	0.3200	06/14/21	06/01/23	5,000,000.00	5,006,052.08	4,998,050.00	0.999610
Medium Term Corporate Note	US BANK NA CINCINNATI	90331HNV1	3.400	3.4812	11/26/18	07/24/23	5,000,000.00	4,993,919.45	5,296,000.00	1.059200
Medium Term Corporate Note	US BANK NA CINCINNATI	90331HMS9	2.800	0.6414	11/25/20	01/27/25	5,000,000.00	5,372,947.69	5,367,750.00	1.073550
Medium Term Corporate Note	WAL-MART STORES	931142EL3	2.850	1.8859	10/01/19	07/08/24	5,000,000.00	5,139,955.61	5,336,150.00	1.067230
Medium Term Corporate Note	WELLS FARGO BANK	94988J5T0	3.625	2.7984	05/10/19	10/22/21	5,000,000.00	5,020,379.17	5,022,750.00	1.004550
<b>Total Count 46</b>			<b>2.340</b>	<b>1.7846</b>			<b>222,007,000.00</b>	<b>225,339,415.19</b>	<b>229,262,287.95</b>	<b>1.032680</b>

Money Market	Issuer	CUSIP	Coupon Rate	Yield Matur	Purchase Date	Maturity Date	Ending Par Val/Shares	Amor Value On 07/31/21	Ending Market Val	Ending Unit Price
Money Market	FIDELITY INVESTMENTS		0.010	0.0100	12/10/90	Open	16,000,000.00	16,000,000.00	16,000,000.00	1.000000
<b>Total Count 1</b>			<b>0.010</b>	<b>0.0100</b>			<b>16,000,000.00</b>	<b>16,000,000.00</b>	<b>16,000,000.00</b>	<b>1.000000</b>

Municipal Bond	Issuer	CUSIP	Coupon Rate	Yield Matur	Purchase Date	Maturity Date	Ending Par Val/Shares	Amor Value On 07/31/21	Ending Market Val	Ending Unit Price
Municipal Bond	ANTELOPE VALLY UNION HIGH	036717MN3	2.396	0.8301	10/30/20	08/01/25	1,775,000.00	1,897,518.82	1,878,802.00	1.058480
Municipal Bond	CALIFORNIA DEPT WATER RESOURCE	13066YTZ2	2.000	2.0000	06/06/19	05/01/22	4,000,000.00	4,000,000.00	4,054,320.00	1.013580
Municipal Bond	CALIFORNIA ST HOUSING FINANCE	13034PZJ9	2.612	2.6120	05/08/19	02/01/22	3,500,000.00	3,500,000.00	3,537,520.00	1.010720
Municipal Bond	CITY OF VALLEJO	919259BL4	1.469	1.4690	03/31/20	05/01/23	1,500,000.00	1,500,000.00	1,520,175.00	1.013450
Municipal Bond	COUNTY OF RIVERSIDE CA	76913CAZ2	2.667	2.2601	05/06/20	02/15/25	5,000,000.00	5,077,386.92	5,311,450.00	1.062290
Municipal Bond	COUNTY OF WESTCHESTER NY	95736VAY8	0.750	0.7456	11/05/20	07/01/25	1,940,000.00	1,940,336.68	1,936,469.20	0.998180
Municipal Bond	LOS ALTOS SCHOOL DIST	544290JH3	1.000	0.5501	06/10/21	10/01/24	5,000,000.00	5,073,650.00	5,072,800.00	1.014560
Municipal Bond	NEW YORK STATE DORMITORY	64990FD27	0.267	0.2670	06/23/21	03/15/23	1,000,000.00	1,000,000.00	999,840.00	0.999840
Municipal Bond	NEW YORK STATE DORMITORY	64990FD43	0.887	0.8870	06/23/21	03/15/25	1,650,000.00	1,650,000.00	1,655,907.00	1.003580
Municipal Bond	NEW YORK STATE URBAN DEV	650036AR7	0.720	0.7200	06/25/20	03/15/23	1,250,000.00	1,250,000.00	1,253,075.00	1.002460
Municipal Bond	NEW YORK STATE URBAN DEV	64985TAY7	2.020	2.0200	10/30/19	03/15/24	5,000,000.00	5,000,000.00	5,168,950.00	1.033790
Municipal Bond	SACRAMENTO UNIFIED	785870ZT6	0.319	0.3190	07/08/21	09/01/21	2,000,000.00	2,000,000.00	1,999,980.00	0.999990
Municipal Bond	STATE OF CALIFORNIA	13063DAD0	2.367	2.0004	03/26/20	04/01/22	5,330,000.00	5,349,252.21	5,409,790.10	1.014970
Municipal Bond	STATE OF CALIFORNIA	13063DDG0	2.250	2.8401	01/22/19	10/01/23	5,000,000.00	4,929,274.54	5,210,600.00	1.042120
Municipal Bond	STATE OF CALIFORNIA	13063DLZ9	3.000	2.5002	05/01/19	04/01/24	5,000,000.00	5,071,802.19	5,340,700.00	1.068140
Municipal Bond	STATE OF CONNECTICUT	20772KAE9	2.990	1.9630	10/17/19	01/15/23	5,000,000.00	5,075,535.39	5,197,450.00	1.039490
Municipal Bond	STATE OF HAWAII	419792YL4	2.770	1.6101	04/03/20	01/01/22	3,750,000.00	3,771,574.81	3,789,787.50	1.010610
Municipal Bond	STATE OF WISCONSIN	977100CZ7	2.049	2.0490	03/25/20	05/01/23	4,000,000.00	4,000,000.00	4,120,800.00	1.030200
Municipal Bond	TEXAS A&M UNIVERSITY	88213AKA2	2.349	1.6402	01/23/20	05/15/23	5,000,000.00	5,069,446.29	5,190,500.00	1.038100
Municipal Bond	TEXAS A&M UNIVERSITY	88213ALV5	2.877	1.0002	05/15/20	05/15/25	3,000,000.00	3,220,231.71	3,253,320.00	1.084440
Municipal Bond	UNIVERSITY OF CALIFORNIA	91412HGE7	0.883	0.4113	02/02/21	05/15/25	5,000,000.00	5,093,477.97	5,045,150.00	1.009030
<b>Total Count 21</b>			<b>2.064</b>	<b>1.6596</b>			<b>74,695,000.00</b>	<b>75,469,487.53</b>	<b>76,947,385.80</b>	<b>1.030154</b>

State Pool	Issuer	CUSIP	Coupon Rate	Yield Matur	Purchase Date	Maturity Date	Ending Par Val/Shares	Amor Value On 07/31/21	Ending Market Val	Ending Unit Price
State Pool	STATE OF CALIFORNIA		0.220	0.2200	01/01/88	Open	48,265,331.14	48,265,331.14	48,265,331.14	1.000000
State Pool	STATE OF CALIFORNIA		0.220	0.2200	11/30/01	Open	45,431,394.08	45,431,394.08	45,431,394.08	1.000000
<b>Total Count 2</b>			<b>0.220</b>	<b>0.2200</b>			<b>93,696,725.22</b>	<b>93,696,725.22</b>	<b>93,696,725.22</b>	<b>1.000000</b>

Supranational	Issuer	CUSIP	Coupon Rate	Yield Matur	Purchase Date	Maturity Date	Ending Par Val/Shares	Amor Value On 07/31/21	Ending Market Val	Ending Unit Price
Supranational	INTER AMERICAN DEVELOPMNT BANK	4581X0CF3	3.000	0.2411	02/01/21	02/21/24	5,000,000.00	5,412,101.02	5,339,950.00	1.067990
Supranational	INTER AMERICAN DEVELOPMNT BANK	4581X0DK1	1.750	0.5597	05/13/21	03/14/25	5,000,000.00	5,239,890.28	5,211,000.00	1.042200
Supranational	INTL BK RECON & DEVELOP	459058FF5	1.750	2.6580	02/01/19	04/19/23	5,000,000.00	4,912,134.40	5,131,900.00	1.026380
Supranational	INTL BK RECON & DEVELOP	45906M2L4	0.650	0.7336	07/30/21	02/24/26	5,000,000.00	4,995,333.33	4,974,700.00	0.994940
<b>Total Count 4</b>			<b>1.813</b>	<b>1.0199</b>			<b>20,000,000.00</b>	<b>20,559,459.03</b>	<b>20,657,550.00</b>	<b>1.032878</b>

Time Deposit	Issuer	CUSIP	Coupon Rate	Yield Matur	Purchase Date	Maturity Date	Ending Par Val/Shares	Amor Value On 07/31/21	Ending Market Val	Ending Unit Price
Time Deposit	PREMIER VALLEY BANK		0.010	0.0100	01/14/21	01/13/22	1,400,000.00	1,400,000.00	1,400,000.00	1.000000
Time Deposit	PREMIER VALLEY BANK		0.019	0.0190	03/25/21	03/24/22	1,400,000.00	1,400,000.00	1,400,000.00	1.000000
Time Deposit	PREMIER VALLEY BANK		0.190	0.1898	05/13/21	05/12/22	1,600,000.00	1,600,000.00	1,600,000.00	1.000000
<b>Total Count 3</b>			<b>0.078</b>	<b>0.0782</b>			<b>4,400,000.00</b>	<b>4,400,000.00</b>	<b>4,400,000.00</b>	<b>1.000000</b>

Treasury Note	Issuer	CUSIP	Coupon Rate	Yield Matur	Purchase Date	Maturity Date	Ending Par Val/Shares	Amor Value On 07/31/21	Ending Market Val	Ending Unit Price
Treasury Note	U.S. TREASURY	9128284W7	2.750	1.4722	01/30/20	08/16/21	5,000,000.00	5,031,766.51	5,004,850.00	1.000970
Treasury Note	U.S. TREASURY	912828RC6	2.125	2.4643	04/02/18	08/16/21	5,000,000.00	4,991,614.74	5,003,750.00	1.000750
Treasury Note	U.S. TREASURY	9128285L0	2.875	1.6000	11/27/19	11/15/21	5,000,000.00	5,031,620.89	5,040,250.00	1.008050
Treasury Note	U.S. TREASURY	912828G87	2.125	2.0047	05/30/19	12/31/21	5,000,000.00	5,002,976.44	5,042,600.00	1.008520
Treasury Note	U.S. TREASURY	9128286U9	2.125	1.6000	12/02/19	05/15/22	10,000,000.00	10,051,874.84	10,160,600.00	1.016060
Treasury Note	U.S. TREASURY	9128282S8	1.625	2.2322	05/01/19	08/31/22	5,000,000.00	4,955,460.60	5,082,600.00	1.016520
Treasury Note	U.S. TREASURY	91282CAF8	0.125	0.2500	06/23/21	08/15/23	10,000,000.00	9,977,677.49	9,986,700.00	0.998670
Treasury Note	U.S. TREASURY	9128284X5	2.750	1.6374	12/31/19	08/31/23	5,000,000.00	5,135,720.29	5,264,250.00	1.052850
Treasury Note	U.S. TREASURY	912828XX3	2.000	1.5701	10/18/19	06/30/24	5,000,000.00	5,062,751.51	5,240,250.00	1.048050
Treasury Note	U.S. TREASURY	912828G38	2.250	1.6900	12/31/19	11/15/24	5,000,000.00	5,094,769.82	5,299,400.00	1.059880
Treasury Note	U.S. TREASURY	91282CBC4	0.375	0.4447	01/20/21	12/31/25	10,000,000.00	9,969,028.83	9,891,400.00	0.989140
<b>Total Count 11</b>			<b>1.702</b>	<b>1.3773</b>			<b>70,000,000.00</b>	<b>70,305,261.96</b>	<b>71,016,650.00</b>	<b>1.014524</b>

US Sovereign Bond Guarante	Issuer	CUSIP	Coupon Rate	Yield Matur	Purchase Date	Maturity Date	Ending Par Val/Shares	Amor Value On 07/31/21	Ending Market Val	Ending Unit Price
US Sovereign Bond Guarante	AID-ISRAEL	46513EGV8	5.500	2.5770	02/28/19	12/04/23	4,815,000.00	5,153,651.60	5,363,958.15	1.114010
<b>Total Count 1</b>			<b>5.500</b>	<b>2.5770</b>			<b>4,815,000.00</b>	<b>5,153,651.60</b>	<b>5,363,958.15</b>	<b>1.114010</b>

<b>Investment Total</b>			<b>1.520</b>	<b>1.2417</b>			<b>802,563,725.22</b>	<b>808,617,771.31</b>	<b>818,614,845.70</b>	<b>1.020000</b>
-------------------------	--	--	--------------	---------------	--	--	-----------------------	-----------------------	-----------------------	-----------------