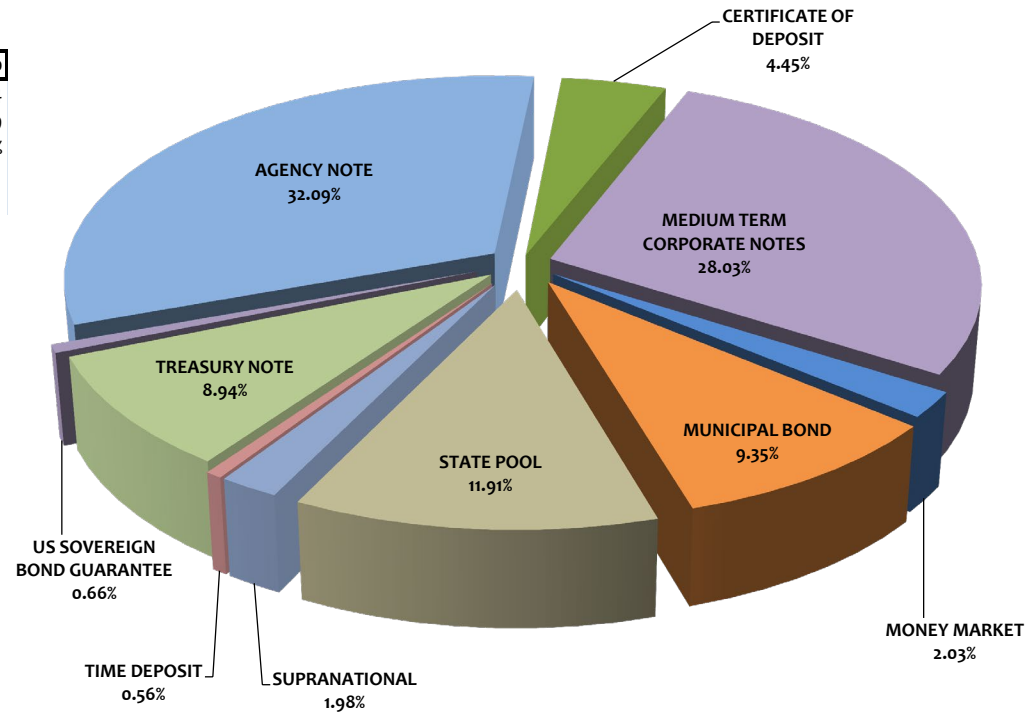




ASSET ALLOCATION					
Assets	Current Par Value	Current Book Value	Market Value	Mkt/Book	Yield to Maturity
AGENCY NOTE	\$251,550,000	\$252,293,996	\$253,432,693	100.45%	0.96%
CERTIFICATE OF DEPOSIT	35,000,000	35,000,000	36,359,897	103.89%	2.20%
MEDIUM TERM CORPORATE NOTES	217,353,000	220,392,549	224,125,512	101.69%	1.82%
MONEY MARKET	16,000,000	16,000,000	16,000,000	100.00%	0.01%
MUNICIPAL BOND	72,695,000	73,515,622	74,872,035	101.85%	1.70%
STATE POOL	93,628,635	93,628,635	93,628,635	100.00%	0.22%
SUPRANATIONAL	15,000,000	15,564,126	15,656,000	100.59%	1.12%
TIME DEPOSIT	4,400,000	4,400,000	4,400,000	100.00%	0.08%
TREASURY NOTE	70,000,000	70,305,262	70,962,750	100.94%	1.38%
US SOVEREIGN BOND GUARANTEE	4,815,000	5,153,652	5,397,856	104.74%	2.58%
Totals	\$780,441,635	\$786,253,841	\$794,835,378	101.09%	1.26%

Pooled Portfolio Composition by Book Value

Portfolio Breakdown & Statistics		
	June 30, 2021	June 30, 2020
AMORTIZED COST	\$786,253,841	\$711,570,264
AVERAGE DAYS TO MATURITY	850	709
CURRENT MONTH RETURN ON INVEST	1.24%	1.69%
EARNED INTEREST-CURR MONTH	\$811,452	\$973,015
EARNED INTEREST - FISCAL YTD	\$10,743,847	\$13,147,045

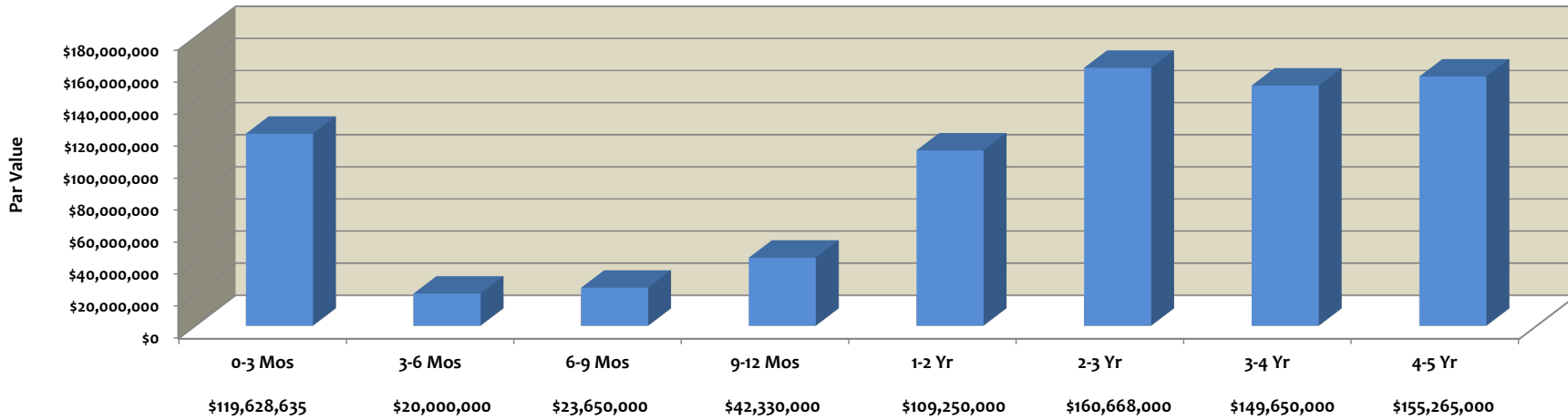




MATURITY DISTRIBUTION

Current Par Value	0-3 Mos	3-6 Mos	6-9 Mos	9-12 Mos	1-2 Yr	2-3 Yr	3-4 Yr	4-5 Yr	Totals
AGENCY NOTE	\$ -	\$ -	\$ -	\$ 10,000,000	\$20,000,000	\$50,000,000	\$55,000,000	\$116,550,000	\$ 251,550,000.00
MEDIUM TERM CORPORATE NOTES	-	15,000,000	5,000,000	10,000,000	56,500,000	60,853,000	45,000,000	25,000,000	\$ 217,353,000.00
MONEY MARKET	16,000,000	-	-	-	-	-	-	-	\$ 16,000,000.00
STATE POOL	93,628,635	-	-	-	-	-	-	-	\$ 93,628,635.00
TIME DEPOSIT	-	-	1,400,000	3,000,000	-	-	-	-	\$ 4,400,000.00
TREASURY NOTE	10,000,000.00	5,000,000	5,000,000	10,000,000	5,000,000	15,000,000	10,000,000	10,000,000	\$ 70,000,000.00
CERTIFICATE OF DEPOSIT	-	-	5,000,000	-	5,000,000	10,000,000	15,000,000	-	\$ 35,000,000.00
MUNICIPAL BOND	-	-	7,250,000	9,330,000	17,750,000	15,000,000	19,650,000	3,715,000	\$ 72,695,000.00
SUPRANATIONAL	-	-	-	-	5,000,000	5,000,000	5,000,000	-	\$ 15,000,000.00
US SOVEREIGN BOND GUARANTEE	-	-	-	-	-	4,815,000	-	-	\$ 4,815,000.00
Totals	\$119,628,635	\$20,000,000	\$23,650,000	\$42,330,000	\$109,250,000	\$160,668,000	\$149,650,000	\$155,265,000	\$780,441,635
% of Portfolio	15.33%	2.56%	3.03%	5.42%	14.00%	20.59%	19.18%	19.89%	100.00%

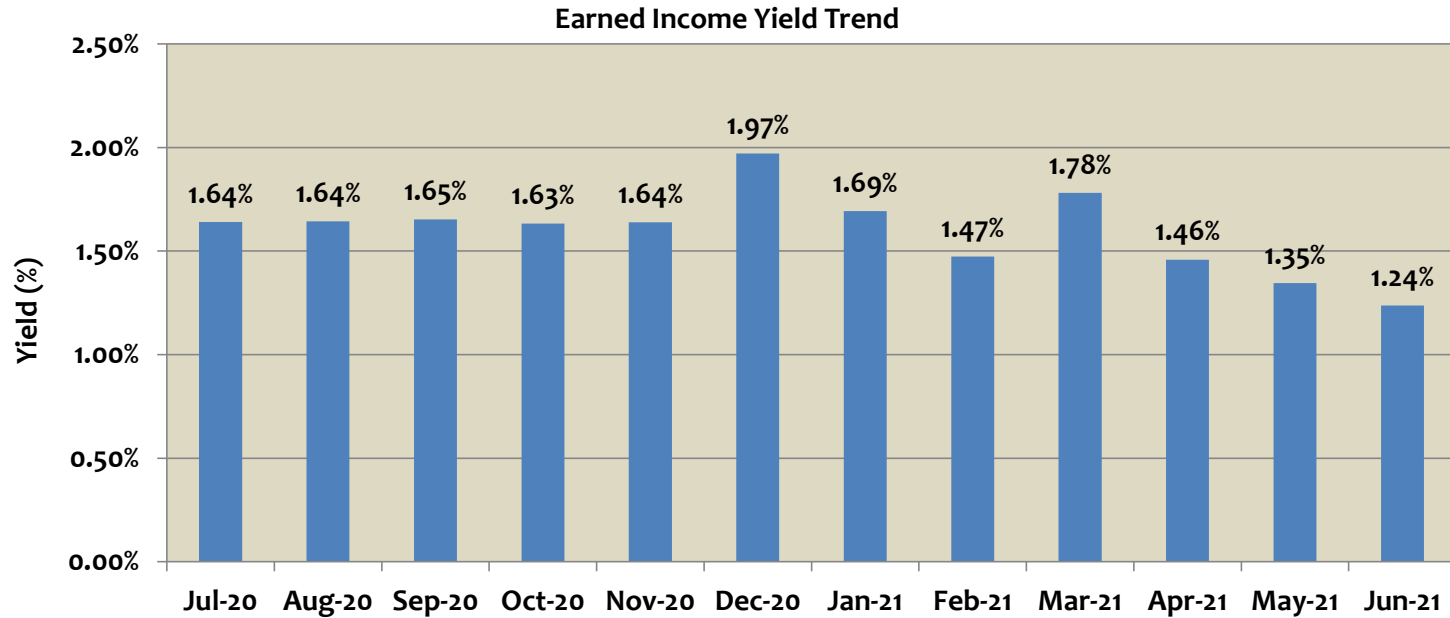
Maturity Distribution
June 30, 2021





PORTFOLIO - EARNED INCOME YIELD

Month	Earned Income Yield
Jul-20	1.64%
Aug-20	1.64%
Sep-20	1.65%
Oct-20	1.63%
Nov-20	1.64%
Dec-20	1.97%
Jan-21	1.69%
Feb-21	1.47%
Mar-21	1.78%
Apr-21	1.46%
May-21	1.35%
Jun-21	1.24%



In accordance with State Law, the Finance Director certifies that the securities held in the City Investment Portfolio, comply with City policies. The Finance Director further certifies that the City has Operating Funds available to meet its expenditure requirements for the next six months.

Amortized Cost - the total amount at which investments are carried on the City books. This amount includes the amortization and accretion of premiums and discounts, respectively.

Market Value - the total amount at which investments are being sold in the market. Market prices are provided by the Bank of New York.

Maturity Value - (also referred to as "par value") the total amount of the face or stated value of the investments at maturity.

Average Days to Maturity - the average time in days left in the maturity of the investments.

Monthly Yield - the rate of return on investments as expressed in a percentage.

Earned Interest - the amount of income realized by all investments.

Agency Note	Issuer	CUSIP	Coupon Rate	Yield Matur	Purchase Date	Maturity Date	Ending Par Val/Shares	Amor Value On 06/30/21	Ending Market Val	Ending Unit Price
Agency Note	FARMER MAC	31422XAT9	0.520	0.5200	03/02/21	12/15/25	5,000,000.00	5,000,000.00	4,923,050.00	0.984610
Agency Note	FED FARM CREDIT BANK	3133EMHE5	0.170	0.1852	12/07/20	11/30/22	5,000,000.00	4,998,863.51	4,995,200.00	0.999040
Agency Note	FED FARM CREDIT BANK	3133EL3E2	0.320	0.3200	08/10/20	08/10/23	5,000,000.00	5,000,000.00	5,000,050.00	1.000010
Agency Note	FED FARM CREDIT BANK	3133EMN81	0.310	0.3100	06/29/21	12/29/23	5,000,000.00	5,000,000.00	4,993,750.00	0.998750
Agency Note	FED FARM CREDIT BANK	3133EKBW5	2.610	2.6100	02/27/19	02/27/24	5,000,000.00	5,000,000.00	5,291,950.00	1.058390
Agency Note	FED FARM CREDIT BANK	3133ELQ56	0.570	0.5700	07/02/20	07/02/24	5,000,000.00	5,000,000.00	5,000,200.00	1.000040
Agency Note	FED FARM CREDIT BANK	3133EKA63	1.600	1.6000	08/16/19	08/16/24	10,000,000.00	10,000,000.00	10,342,200.00	1.034220
Agency Note	FED FARM CREDIT BANK	3133EKP75	1.600	1.4076	10/04/19	09/17/24	5,000,000.00	5,032,738.10	5,173,200.00	1.034640
Agency Note	FED FARM CREDIT BANK	3133EMK92	0.580	0.5800	06/23/21	06/23/25	5,000,000.00	5,000,000.00	4,981,650.00	0.996330
Agency Note	FED FARM CREDIT BANK	3133ELZ80	0.580	0.5800	07/29/20	07/29/25	5,000,000.00	5,000,000.00	4,915,850.00	0.983170
Agency Note	FED FARM CREDIT BANK	3133EMAU6	0.500	0.5000	09/22/20	09/22/25	10,000,000.00	10,000,000.00	9,793,300.00	0.979330
Agency Note	FED FARM CREDIT BANK	3133EMCP5	0.520	0.5301	10/14/20	10/14/25	5,000,000.00	4,997,747.03	4,915,100.00	0.983020
Agency Note	FED FARM CREDIT BANK	3133EMSU7	0.800	0.8000	03/09/21	03/09/26	5,000,000.00	5,000,000.00	4,970,100.00	0.994020
Agency Note	FED HOME LOAN BANK	313378WG2	2.500	2.4593	03/12/19	03/11/22	5,000,000.00	5,002,000.36	5,083,600.00	1.016720
Agency Note	FED HOME LOAN BANK	3130A3KM5	2.500	2.3160	12/27/17	12/09/22	5,000,000.00	5,013,483.04	5,166,100.00	1.033220
Agency Note	FED HOME LOAN BANK	3130ADRC9	2.750	2.5800	03/04/19	03/10/23	5,000,000.00	5,016,465.05	5,213,550.00	1.042710
Agency Note	FED HOME LOAN BANK	3130AFRW9	2.700	2.5516	02/26/19	08/28/23	5,000,000.00	5,017,860.29	5,263,050.00	1.052610
Agency Note	FED HOME LOAN BANK	3130A0XE5	3.250	2.5800	03/08/19	03/08/24	5,000,000.00	5,096,111.49	5,377,900.00	1.075580
Agency Note	FED HOME LOAN BANK	3130AB3H7	2.375	0.8307	03/16/20	03/08/24	5,000,000.00	5,228,311.21	5,274,500.00	1.054900
Agency Note	FED HOME LOAN BANK	3130AKWZ5	0.220	0.2200	02/24/21	05/24/24	5,000,000.00	5,000,000.00	4,962,450.00	0.992490
Agency Note	FED HOME LOAN BANK	3130AN3D0	0.450	0.4500	06/28/21	05/24/24	10,000,000.00	10,000,000.00	9,997,200.00	0.999720
Agency Note	FED HOME LOAN BANK	3130A2UW4	2.875	1.6639	10/24/19	09/13/24	5,000,000.00	5,205,069.48	5,372,000.00	1.074400
Agency Note	FED HOME LOAN BANK	3130A3GE8	2.750	1.7080	12/13/19	12/13/24	5,000,000.00	5,176,269.46	5,369,550.00	1.073910
Agency Note	FED HOME LOAN BANK	3130AMQW5	0.350	0.3500	06/16/21	12/16/24	10,000,000.00	10,000,000.00	9,993,400.00	0.999340
Agency Note	FED HOME LOAN BANK	3130AKMR4	0.330	0.3300	01/28/21	01/15/25	5,000,000.00	5,000,595.83	4,932,800.00	0.986560
Agency Note	FED HOME LOAN BANK	3130ALZV9	0.680	0.6800	04/29/21	04/29/25	5,000,000.00	5,000,000.00	5,000,050.00	1.000010
Agency Note	FED HOME LOAN BANK	3130AMX23	0.900	0.9000	06/30/21	12/30/25	6,550,000.00	6,550,000.00	6,550,393.00	1.000060
Agency Note	FED HOME LOAN BANK	3130AKN85	0.550	0.5652	01/20/21	01/20/26	5,000,000.00	4,996,250.00	4,937,800.00	0.987560
Agency Note	FED HOME LOAN BANK	3130AKPL4	0.550	0.5500	01/28/21	01/28/26	5,000,000.00	5,000,000.00	4,937,550.00	0.987510
Agency Note	FED HOME LOAN BANK	3130AKPC4	0.600	0.6000	01/28/21	01/28/26	5,000,000.00	5,000,000.00	4,928,250.00	0.985650
Agency Note	FED HOME LOAN BANK	3130ALV92	0.500	0.9484	04/01/21	03/30/26	5,000,000.00	4,997,569.44	4,995,700.00	0.999140
Agency Note	FED HOME LOAN BANK	3130ALYB4	0.700	1.1449	04/28/21	04/28/26	5,000,000.00	5,000,000.00	5,000,650.00	1.000130
Agency Note	FED HOME LOAN BANK	3130AMAU6	1.050	1.0500	05/12/21	05/12/26	5,000,000.00	5,000,000.00	4,992,050.00	0.998410
Agency Note	FED HOME LOAN BANK	3130AMTW2	0.500	0.5000	06/30/21	06/30/26	5,000,000.00	5,000,000.00	4,988,000.00	0.997600
Agency Note	FED HOME LOAN BANK	3130AMWM0	0.500	0.9379	06/30/21	06/30/26	5,000,000.00	5,000,000.00	4,991,100.00	0.998220
Agency Note	FED HOME LOAN BANK	3130AMZN5	0.750	1.0447	06/30/21	06/30/26	5,000,000.00	5,000,000.00	5,000,000.00	1.000000
Agency Note	FED HOME LOAN MORT CORP	3134GWQM1	0.210	0.2100	08/19/20	08/19/22	5,000,000.00	5,000,000.00	5,000,600.00	1.000120
Agency Note	FED HOME LOAN MORT CORP	3134GV5M6	0.400	0.4000	07/14/20	07/14/23	5,000,000.00	5,000,000.00	5,000,300.00	1.000060
Agency Note	FED HOME LOAN MORT CORP	3136G4YP2	0.720	0.7200	07/09/20	07/09/25	5,000,000.00	5,000,000.00	5,000,000.00	1.000000
Agency Note	FED HOME LOAN MORT CORP	3134GXCH5	0.600	0.6000	11/25/20	11/25/25	5,000,000.00	5,000,000.00	4,917,850.00	0.983570
Agency Note	FEDERAL NAT MORTGAGE ASSOC	3135GoT45	1.875	2.5955	12/27/18	04/05/22	5,000,000.00	4,964,662.06	5,068,450.00	1.013690
Agency Note	FEDERAL NAT MORTGAGE ASSOC	3135GA6K2	0.500	0.5000	12/30/20	06/30/25	5,000,000.00	5,000,000.00	4,950,200.00	0.990040

Agency Note	FEDERAL NAT MORTGAGE ASSOC	3136G4ZR7	0.700	0.7000	07/21/20	07/21/25	5,000,000.00	5,000,000.00	4,982,300.00	0.996460
Agency Note	FEDERAL NAT MORTGAGE ASSOC	3136G4N82	0.490	0.4900	08/21/20	08/21/25	10,000,000.00	10,000,000.00	9,901,200.00	0.990120
Agency Note	FEDERAL NAT MORTGAGE ASSOC	3135GA3W9	0.600	0.6000	11/25/20	11/25/25	5,000,000.00	5,000,000.00	4,988,550.00	0.997710
Total Count 45			1.014	0.9550			251,550,000.00	252,293,996.35	253,432,693.00	1.007484

<i>Certificate of Deposit</i>	<i>Issuer</i>	<i>CUSIP</i>	<i>Coupon Rate</i>	<i>Yield Matur</i>	<i>Purchase Date</i>	<i>Maturity Date</i>	<i>Ending Par Val/Shares</i>	<i>Amor Value On 06/30/21</i>	<i>Ending Market Val</i>	<i>Ending Unit Price</i>
Certificate of Deposit	MORGAN STANLEY	61760A6Q7	1.850	1.8500	01/30/20	01/30/23	5,000,000.00	5,000,000.00	5,124,816.01	1.024963
Certificate of Deposit	MORGAN STANLEY	61768EBM4	1.650	1.6500	03/05/20	03/05/24	5,000,000.00	5,000,000.00	5,157,297.50	1.031460
Certificate of Deposit	MORGAN STANLEY	61690ULQ1	1.950	1.9711	10/10/19	10/10/24	5,000,000.00	5,000,000.00	5,219,170.00	1.043834
Certificate of Deposit	MORGAN STANLEY	61690UMT4	1.950	1.9711	10/31/19	10/31/24	5,000,000.00	5,000,000.00	5,216,799.00	1.043360
Certificate of Deposit	MORGAN STANLEY	61768EAQ6	1.800	1.8000	02/20/20	02/20/25	5,000,000.00	5,000,000.00	5,202,601.70	1.040520
Certificate of Deposit	WELLS FARGO BANK	949763XG6	2.900	2.9000	01/30/19	01/31/22	5,000,000.00	5,000,000.00	5,081,564.00	1.016313
Certificate of Deposit	WELLS FARGO BANK	949763WR3	3.350	3.3500	01/09/19	01/09/24	1,000,000.00	1,000,000.00	1,074,043.70	1.074044
Certificate of Deposit	WELLS FARGO BANK	949763WU6	3.200	3.2000	01/18/19	01/18/24	4,000,000.00	4,000,000.00	4,283,604.80	1.070901
Total Count 8			2.190	2.1960			35,000,000.00	35,000,000.00	36,359,896.71	1.038854

<i>Medium Term Corporate Note</i>	<i>Issuer</i>	<i>CUSIP</i>	<i>Coupon Rate</i>	<i>Yield Matur</i>	<i>Purchase Date</i>	<i>Maturity Date</i>	<i>Ending Par Val/Shares</i>	<i>Amor Value On 06/30/21</i>	<i>Ending Market Val</i>	<i>Ending Unit Price</i>
Medium Term Corporate Note	AIG GLOBAL FUNDING	00138CAS7	0.650	0.7000	06/22/21	06/17/24	4,970,000.00	4,963,117.14	4,956,233.10	0.997230
Medium Term Corporate Note	APPLE INC	037833BU3	2.850	2.7654	03/06/19	02/23/23	3,510,000.00	3,515,740.90	3,644,994.60	1.038460
Medium Term Corporate Note	APPLE INC	037833CU2	2.850	2.6366	05/21/19	05/11/24	5,000,000.00	5,030,586.87	5,306,800.00	1.061360
Medium Term Corporate Note	BANK OF AMERICA	06051GFZ7	2.503	2.9110	01/29/18	10/21/22	5,000,000.00	4,970,273.06	5,033,400.00	1.006680
Medium Term Corporate Note	BANK OF AMERICA	06048WM31	1.250	1.2500	05/28/21	05/28/26	5,000,000.00	5,000,000.00	4,971,450.00	0.994290
Medium Term Corporate Note	BANK OF AMERICA	06048WM31	1.250	1.2500	05/28/21	05/28/26	5,000,000.00	5,000,000.00	4,971,450.00	0.994290
Medium Term Corporate Note	BANK OF NEW YORK	06406HCS6	3.650	3.1079	03/01/19	02/04/24	2,950,000.00	2,995,468.53	3,180,867.00	1.078260
Medium Term Corporate Note	BERKSHIRE HATHAWAY INC.	084670BR8	2.750	3.3102	12/18/18	03/15/23	5,000,000.00	4,946,218.80	5,188,450.00	1.037690
Medium Term Corporate Note	CATERPILLAR, INC.	14913QAA7	2.400	2.6510	01/29/18	06/06/22	5,000,000.00	4,987,696.51	5,102,350.00	1.020470
Medium Term Corporate Note	CHEVRON CORP	166764AB6	2.355	1.7642	01/24/20	12/05/22	5,000,000.00	5,043,542.93	5,119,550.00	1.023910
Medium Term Corporate Note	CHEVRON CORP	166764AH3	3.191	3.5000	11/26/18	06/24/23	5,000,000.00	4,970,404.18	5,249,050.00	1.049810
Medium Term Corporate Note	CREDIT SUISSE	22550L2D2	1.000	0.2800	02/08/21	05/05/23	5,000,000.00	5,071,748.69	5,053,400.00	1.010680
Medium Term Corporate Note	ESTEE LAUDER CO	29736RAE0	2.350	2.4200	05/17/19	08/15/22	5,000,000.00	4,994,872.86	5,113,350.00	1.022670
Medium Term Corporate Note	EXXON MOBIL CORPORATION	30231GBH4	2.992	1.3664	05/15/20	03/19/25	5,000,000.00	5,315,348.64	5,364,700.00	1.072940
Medium Term Corporate Note	FLORIDA POWER & LIGHT	341081FZ5	2.850	0.9313	06/01/20	04/01/25	5,000,000.00	5,375,831.25	5,347,550.00	1.069510
Medium Term Corporate Note	GUARDIAN LIFE	40139LAC7	1.950	1.6104	01/31/20	10/27/21	5,000,000.00	5,008,421.31	5,027,000.00	1.005400
Medium Term Corporate Note	HARVARD PRES & FELLOWS	740816AJ2	2.300	2.3860	05/24/19	10/01/23	4,000,000.00	3,991,698.81	4,148,640.00	1.037160
Medium Term Corporate Note	HSBC USA INC	40434CAD7	3.500	2.1493	10/23/19	06/23/24	5,000,000.00	5,195,199.05	5,417,450.00	1.083490
Medium Term Corporate Note	JP MORGAN CHASE	48130UWA9	0.750	0.7500	05/11/21	12/11/24	5,000,000.00	5,000,000.00	4,965,850.00	0.993170
Medium Term Corporate Note	JP MORGAN CHASE	46632FRU1	0.700	0.7000	01/22/21	01/22/26	5,000,000.00	5,000,000.00	4,888,500.00	0.977700
Medium Term Corporate Note	LLOYDS BANK	53944VAH2	3.500	0.7800	02/03/21	05/14/25	5,000,000.00	5,534,568.91	5,442,500.00	1.088500
Medium Term Corporate Note	MASSMUTUAL GLOBAL FUND	57629WCU2	0.850	0.3100	03/02/21	06/09/23	5,000,000.00	5,053,791.38	5,050,600.00	1.010120
Medium Term Corporate Note	NEW YORK LIFE	64952WVG5	2.875	2.7501	04/26/19	04/10/24	5,000,000.00	5,017,860.74	5,308,250.00	1.061650
Medium Term Corporate Note	NOVARTIS CAPITAL CORP	66989HAE8	2.400	1.6500	01/23/20	09/21/22	5,000,000.00	5,055,333.43	5,126,450.00	1.025290
Medium Term Corporate Note	ORACLE	68389XAP0	2.500	1.7863	01/10/20	10/15/22	5,000,000.00	5,052,586.38	5,135,950.00	1.027190
Medium Term Corporate Note	ORACLE	68389XBR5	2.625	2.2240	07/25/19	02/15/23	4,990,000.00	5,028,935.14	5,160,757.80	1.034220
Medium Term Corporate Note	ORACLE	68389XBL8	2.400	2.9284	02/13/19	09/15/23	5,000,000.00	4,936,749.55	5,183,850.00	1.036770
Medium Term Corporate Note	PRICOA GLOBAL FUNDING	741531FA0	3.450	3.1799	02/04/19	09/01/23	5,000,000.00	5,032,215.91	5,336,650.00	1.067330
Medium Term Corporate Note	PRINCIPAL LFE GLB FND II	74256LEE5	1.250	0.7601	01/12/21	06/23/25	5,000,000.00	5,096,317.33	5,032,050.00	1.006410

Medium Term Corporate Note	PROTECTIVE LIFE	74368CAE4	1.999	1.1801	04/30/20	09/14/21	5,000,000.00	5,020,240.16	5,018,450.00	1.003690
Medium Term Corporate Note	ROYAL BANK OF CANADA	78015K7L2	0.425	0.5000	03/02/21	01/19/24	5,000,000.00	4,991,823.19	4,984,300.00	0.996860
Medium Term Corporate Note	SANOFI PHARMACEUTICAL	801060AC8	3.375	1.6725	02/06/20	06/19/23	5,000,000.00	5,166,751.36	5,286,850.00	1.057370
Medium Term Corporate Note	SHELL INTERNATIONAL FIN	822582BZ4	3.500	1.7172	02/05/20	11/13/23	5,000,000.00	5,217,217.40	5,341,550.00	1.068310
Medium Term Corporate Note	SHELL INTERNATIONAL FIN	822582CC4	2.000	2.0998	11/14/19	11/07/24	5,000,000.00	4,983,239.21	5,199,400.00	1.039880
Medium Term Corporate Note	TOYOTA MOTOR CREDIT CORP	89236TCQ6	2.800	3.1012	04/19/18	07/13/22	3,000,000.00	2,986,855.97	3,079,470.00	1.026490
Medium Term Corporate Note	TOYOTA MOTOR CREDIT CORP	89236TDW2	2.900	0.6042	04/13/21	04/17/24	3,933,000.00	4,256,796.54	4,173,699.60	1.061200
Medium Term Corporate Note	TOYOTA MOTOR CREDIT CORP	89236TGT6	1.800	1.8000	02/13/20	02/13/25	5,000,000.00	5,000,000.00	5,163,650.00	1.032730
Medium Term Corporate Note	TOYOTA MOTOR CREDIT CORP	89236THY4	0.700	0.7000	01/20/21	01/20/26	5,000,000.00	5,000,000.00	4,892,150.00	0.978430
Medium Term Corporate Note	U.S. BANCORP	91159HHP8	2.625	3.2771	05/24/18	01/24/22	5,000,000.00	4,968,181.29	5,058,350.00	1.011670
Medium Term Corporate Note	U.S. BANCORP	91159HHC7	3.000	2.7951	03/08/19	03/15/22	5,000,000.00	5,010,034.71	5,086,750.00	1.017350
Medium Term Corporate Note	UBS FINANCE DELAWARE	902674YF1	0.375	0.3200	06/14/21	06/01/23	5,000,000.00	5,006,052.08	4,994,250.00	0.998850
Medium Term Corporate Note	US BANK NA CINCINNATI	90331HNV1	3.400	3.4812	11/26/18	07/24/23	5,000,000.00	4,992,377.76	5,297,950.00	1.059590
Medium Term Corporate Note	US BANK NA CINCINNATI	90331HMS9	2.800	0.6414	11/25/20	01/27/25	5,000,000.00	5,425,546.80	5,346,550.00	1.069310
Medium Term Corporate Note	WAL-MART STORES	931142EL3	2.850	1.8859	10/01/19	07/08/24	5,000,000.00	5,162,524.86	5,336,400.00	1.067280
Medium Term Corporate Note	WELLS FARGO BANK	94988J5T0	3.625	2.7984	05/10/19	10/22/21	5,000,000.00	5,020,379.17	5,037,650.00	1.007530
Total Count 45			2.300	1.8167			217,353,000.00	220,392,548.80	224,125,512.10	1.031159

<i>Money Market</i>	<i>Issuer</i>	<i>CUSIP</i>	<i>Coupon Rate</i>	<i>Yield Matur</i>	<i>Purchase Date</i>	<i>Maturity Date</i>	<i>Ending Par Val/Shares</i>	<i>Amor Value On 06/30/21</i>	<i>Ending Market Val</i>	<i>Ending Unit Price</i>
Money Market	FIDELITY INVESTMENTS		0.010	0.0100	12/10/90	Open	16,000,000.00	16,000,000.00	16,000,000.00	1.000000
Total Count 1			0.010	0.0100			16,000,000.00	16,000,000.00	16,000,000.00	1.000000

<i>Municipal Bond</i>	<i>Issuer</i>	<i>CUSIP</i>	<i>Coupon Rate</i>	<i>Yield Matur</i>	<i>Purchase Date</i>	<i>Maturity Date</i>	<i>Ending Par Val/Shares</i>	<i>Amor Value On 06/30/21</i>	<i>Ending Market Val</i>	<i>Ending Unit Price</i>
Municipal Bond	ANTELOPE VALLY UNION HIGH	036717MN3	2.396	0.8301	10/30/20	08/01/25	1,775,000.00	1,897,518.82	1,868,737.75	1.052810
Municipal Bond	CALIFORNIA DEPT WATER RESOURCE	13066YTZ2	2.000	2.0000	06/06/19	05/01/22	4,000,000.00	4,000,000.00	4,060,360.00	1.015090
Municipal Bond	CALIFORNIA ST HOUSING FINANCE	13034PZJ9	2.612	2.6120	05/08/19	02/01/22	3,500,000.00	3,500,000.00	3,543,925.00	1.012550
Municipal Bond	CITY OF VALLEJO	919259BL4	1.469	1.4690	03/31/20	05/01/23	1,500,000.00	1,500,000.00	1,519,305.00	1.012870
Municipal Bond	COUNTY OF RIVERSIDE CA	76913CAZ2	2.667	2.2601	05/06/20	02/15/25	5,000,000.00	5,077,386.92	5,292,950.00	1.058590
Municipal Bond	COUNTY OF WESTCHESTER NY	95736VAY8	0.750	0.7456	11/05/20	07/01/25	1,940,000.00	1,940,378.06	1,923,898.00	0.991700
Municipal Bond	LOS ALTOS SCHOOL DIST	544290JH3	1.000	0.5501	06/10/21	10/01/24	5,000,000.00	5,073,650.00	5,052,500.00	1.010500
Municipal Bond	NEW YORK STATE DORMITORY	64990FD27	0.267	0.2670	06/23/21	03/15/23	1,000,000.00	1,000,000.00	996,840.00	0.996840
Municipal Bond	NEW YORK STATE DORMITORY	64990FD43	0.887	0.8870	06/23/21	03/15/25	1,650,000.00	1,650,000.00	1,648,597.50	0.999150
Municipal Bond	NEW YORK STATE URBAN DEV	650036AR7	0.720	0.7200	06/25/20	03/15/23	1,250,000.00	1,250,000.00	1,256,500.00	1.005200
Municipal Bond	NEW YORK STATE URBAN DEV	64985TAY7	2.020	2.0200	10/30/19	03/15/24	5,000,000.00	5,000,000.00	5,171,950.00	1.034390
Municipal Bond	STATE OF CALIFORNIA	13063DAD0	2.367	2.0004	03/26/20	04/01/22	5,330,000.00	5,349,252.21	5,417,891.70	1.016490
Municipal Bond	STATE OF CALIFORNIA	13063DDG0	2.250	2.8401	01/22/19	10/01/23	5,000,000.00	4,929,274.54	5,205,500.00	1.041100
Municipal Bond	STATE OF CALIFORNIA	13063DLZ9	3.000	2.5002	05/01/19	04/01/24	5,000,000.00	5,071,802.19	5,330,400.00	1.066080
Municipal Bond	STATE OF CONNECTICUT	20772KAE9	2.990	1.9630	10/17/19	01/15/23	5,000,000.00	5,100,225.99	5,204,250.00	1.040850
Municipal Bond	STATE OF HAWAII	419792YL4	2.770	1.6101	04/03/20	01/01/22	3,750,000.00	3,792,977.33	3,798,000.00	1.012800
Municipal Bond	STATE OF WISCONSIN	977100CZ7	2.049	2.0490	03/25/20	05/01/23	4,000,000.00	4,000,000.00	4,125,440.00	1.031360
Municipal Bond	TEXAS A&M UNIVERSITY	88213AKA2	2.349	1.6402	01/23/20	05/15/23	5,000,000.00	5,069,446.29	5,192,950.00	1.038590
Municipal Bond	TEXAS A&M UNIVERSITY	88213ALV5	2.877	1.0002	05/15/20	05/15/25	3,000,000.00	3,220,231.71	3,245,790.00	1.081930
Municipal Bond	UNIVERSITY OF CALIFORNIA	91412HGE7	0.883	0.4113	02/02/21	05/15/25	5,000,000.00	5,093,477.97	5,016,250.00	1.003250
Total Count 20			2.112	1.6961			72,695,000.00	73,515,622.03	74,872,034.95	1.029948

State Pool	Issuer	CUSIP	Coupon Rate	Yield Matur	Purchase Date	Maturity Date	Ending Par Val/Shares	Amor Value On 06/30/21	Ending Market Val	Ending Unit Price
State Pool	STATE OF CALIFORNIA		0.220	0.2200	01/01/88	Open	48,220,751.96	48,220,751.96	48,220,751.96	1.000000
State Pool	STATE OF CALIFORNIA		0.220	0.2200	11/30/01	Open	45,407,883.07	45,407,883.07	45,407,883.07	1.000000
Total Count 2			0.220	0.2200			93,628,635.03	93,628,635.03	93,628,635.03	1.000000

Supranational	Issuer	CUSIP	Coupon Rate	Yield Matur	Purchase Date	Maturity Date	Ending Par Val/Shares	Amor Value On 06/30/21	Ending Market Val	Ending Unit Price
Supranational	INTER AMERICAN DEVELOPMNT BANK	4581XoCF3	3.000	0.2411	02/01/21	02/21/24	5,000,000.00	5,412,101.02	5,333,600.00	1.066720
Supranational	INTER AMERICAN DEVELOPMNT BANK	4581XoDK1	1.750	0.5597	05/13/21	03/14/25	5,000,000.00	5,239,890.28	5,192,600.00	1.038520
Supranational	INTL BK RECON & DEVELOP	459058FF5	1.750	2.6580	02/01/19	04/19/23	5,000,000.00	4,912,134.40	5,129,800.00	1.025960
Total Count 3			2.185	1.1117			15,000,000.00	15,564,125.70	15,656,000.00	1.043733

Certificate of Deposit	Issuer	CUSIP	Coupon Rate	Yield Matur	Purchase Date	Maturity Date	Ending Par Val/Shares	Amor Value On 06/30/21	Ending Market Val	Ending Unit Price
Time Deposit	PREMIER VALLEY BANK		0.010	0.0100	01/14/21	01/13/22	1,400,000.00	1,400,000.00	1,400,000.00	1.000000
Time Deposit	PREMIER VALLEY BANK		0.019	0.0190	03/25/21	03/24/22	1,400,000.00	1,400,000.00	1,400,000.00	1.000000
Time Deposit	PREMIER VALLEY BANK		0.190	0.1898	05/13/21	05/12/22	1,600,000.00	1,600,000.00	1,600,000.00	1.000000
Total Count 3			0.078	0.0782			4,400,000.00	4,400,000.00	4,400,000.00	1.000000

Time Deposit	Issuer	CUSIP	Coupon Rate	Yield Matur	Purchase Date	Maturity Date	Ending Par Val/Shares	Amor Value On 06/30/21	Ending Market Val	Ending Unit Price
Treasury Note	U.S. TREASURY	912828RC6	2.125	2.4645	04/02/18	08/15/21	5,000,000.00	4,991,614.74	5,012,950.00	1.002590
Treasury Note	U.S. TREASURY	9128284W7	2.750	1.4700	01/30/20	08/15/21	5,000,000.00	5,031,766.51	5,016,800.00	1.003360
Treasury Note	U.S. TREASURY	9128285Lo	2.875	1.6000	11/27/19	11/15/21	5,000,000.00	5,031,620.89	5,051,950.00	1.010390
Treasury Note	U.S. TREASURY	912828G87	2.125	2.0047	05/30/19	12/31/21	5,000,000.00	5,002,976.44	5,051,000.00	1.010200
Treasury Note	U.S. TREASURY	9128286U9	2.125	1.6000	12/02/19	05/15/22	10,000,000.00	10,051,874.84	10,177,300.00	1.017730
Treasury Note	U.S. TREASURY	9128282S8	1.625	2.2322	05/01/19	08/31/22	5,000,000.00	4,955,460.60	5,087,500.00	1.017500
Treasury Note	U.S. TREASURY	91282CAF8	0.125	0.2500	06/23/21	08/15/23	10,000,000.00	9,977,677.49	9,969,100.00	0.996910
Treasury Note	U.S. TREASURY	9128284X5	2.750	1.6374	12/31/19	08/31/23	5,000,000.00	5,135,720.29	5,266,200.00	1.053240
Treasury Note	U.S. TREASURY	912828XX3	2.000	1.5701	10/18/19	06/30/24	5,000,000.00	5,062,751.51	5,229,300.00	1.045860
Treasury Note	U.S. TREASURY	912828C38	2.250	1.6900	12/31/19	11/15/24	5,000,000.00	5,094,769.82	5,286,150.00	1.057230
Treasury Note	U.S. TREASURY	91282CBC4	0.375	0.4447	01/20/21	12/31/25	10,000,000.00	9,969,028.83	9,814,500.00	0.981450
Total Count 11			1.702	1.3772			70,000,000.00	70,305,261.96	70,962,750.00	1.013754

US Sovereign Bond Guarante	Issuer	CUSIP	Coupon Rate	Yield Matur	Purchase Date	Maturity Date	Ending Par Val/Shares	Amor Value On 06/30/21	Ending Market Val	Ending Unit Price
US Sovereign Bond Guarant	AID-ISRAEL	46513EGV8	5.500	2.5770	02/28/19	12/04/23	4,815,000.00	5,153,651.60	5,397,855.75	1.121050
Total Count 1			5.500	2.5770			4,815,000.00	5,153,651.60	5,397,855.75	1.121050

Investment Total			1.525	1.2623			780,441,635.03	786,253,841.47	794,835,377.54	1.018443
-------------------------	--	--	--------------	---------------	--	--	-----------------------	-----------------------	-----------------------	-----------------