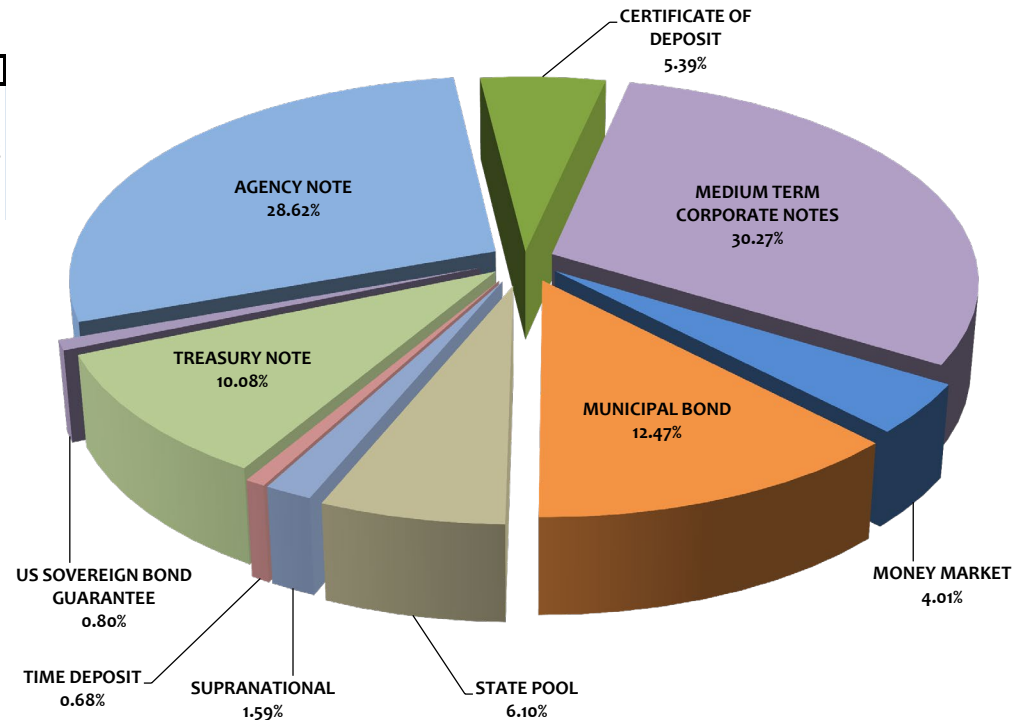




ASSET ALLOCATION					
Assets	Current Par Value	Current Book Value	Market Value	Mkt/Book	Yield to Maturity
AGENCY NOTE	\$185,000,000	\$185,757,379	\$186,792,126	100.56%	1.04%
CERTIFICATE OF DEPOSIT	35,000,000	35,000,000	36,480,151	104.23%	2.20%
MEDIUM TERM CORPORATE NOTES	193,450,000	196,500,071	200,558,031	102.07%	2.00%
MONEY MARKET	26,000,000	26,000,000	26,000,000	100.00%	0.01%
MUNICIPAL BOND	80,045,000	80,932,979	82,291,286	101.68%	1.72%
STATE POOL	39,594,991	39,594,991	39,594,991	100.00%	0.35%
SUPRANATIONAL	10,000,000	10,302,985	10,521,700	102.12%	1.39%
TIME DEPOSIT	4,400,000	4,400,000	4,400,000	100.00%	0.10%
TREASURY NOTE	65,000,000	65,410,293	66,221,150	101.24%	1.64%
US SOVEREIGN BOND GUARANTEE	4,815,000	5,218,819	5,466,807	104.75%	2.58%
Totals	\$643,304,991	\$649,117,517	\$658,326,241	101.42%	1.47%

Pooled Portfolio Composition by Book Value

Portfolio Breakdown & Statistics		
	March 31, 2021	March 31, 2020
AMORTIZED COST	\$649,117,517	\$636,482,033
AVERAGE DAYS TO MATURITY	858	829
CURRENT MONTH RETURN ON INVEST	1.78%	2.07%
EARNED INTEREST-CURR MONTH	\$989,197	\$1,100,280
EARNED INTEREST - FISCAL YTD	\$8,346,421	\$9,903,906

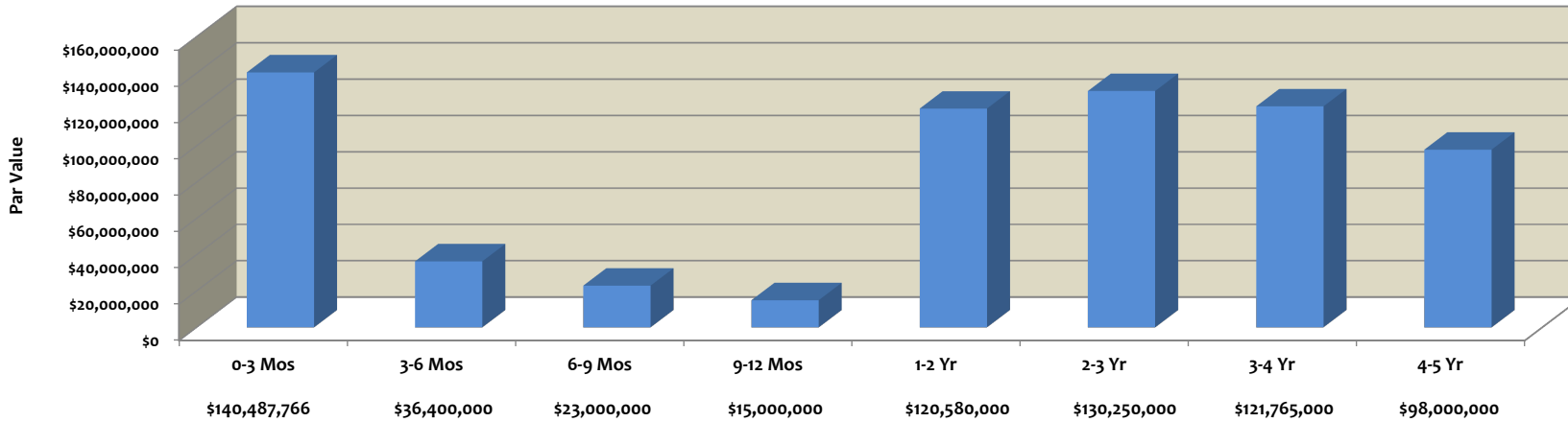




MATURITY DISTRIBUTION

Current Par Value	0-3 Mos	3-6 Mos	6-9 Mos	9-12 Mos	1-2 Yr	2-3 Yr	3-4 Yr	4-5 Yr	Totals
AGENCY NOTE	\$ 10,000,000	\$ 5,000,000	\$ -	\$ -	\$ 25,000,000	\$ 30,000,000	\$ 55,000,000	\$ 50,000,000	\$ 175,000,000.00
MEDIUM TERM CORPORATE NOTES	5,000,000	5,000,000	-	5,000,000	49,000,000	63,500,000	31,950,000	20,000,000	\$ 179,450,000.00
MONEY MARKET	85,000,000	-	-	-	-	-	-	-	\$ 85,000,000.00
STATE POOL	30,487,766	-	-	-	-	-	-	-	\$ 30,487,766.19
TIME DEPOSIT	-	1,400,000	3,000,000	-	-	-	-	-	\$ 4,400,000.00
TREASURY NOTE	10,000,000	20,000,000	5,000,000	10,000,000	25,000,000	5,000,000	5,000,000	5,000,000	\$ 85,000,000.00
CERTIFICATE OF DEPOSIT	-	-	-	-	5,000,000	5,000,000	10,000,000	15,000,000	\$ 35,000,000.00
MUNICIPAL BOND	-	5,000,000	15,000,000	-	16,580,000	16,750,000	15,000,000	8,000,000	\$ 76,330,000.00
SUPRANATIONAL	-	-	-	-	-	10,000,000	-	-	\$ 10,000,000.00
US SOVEREIGN BOND GUARANTEE	-	-	-	-	-	-	4,815,000	-	\$ 4,815,000.00
Totals	\$140,487,766	\$36,400,000	\$23,000,000	\$15,000,000	\$120,580,000	\$130,250,000	\$121,765,000	\$98,000,000	\$685,482,766
% of Portfolio	20.49%	5.31%	3.36%	2.19%	17.59%	19.00%	17.76%	14.30%	100.00%

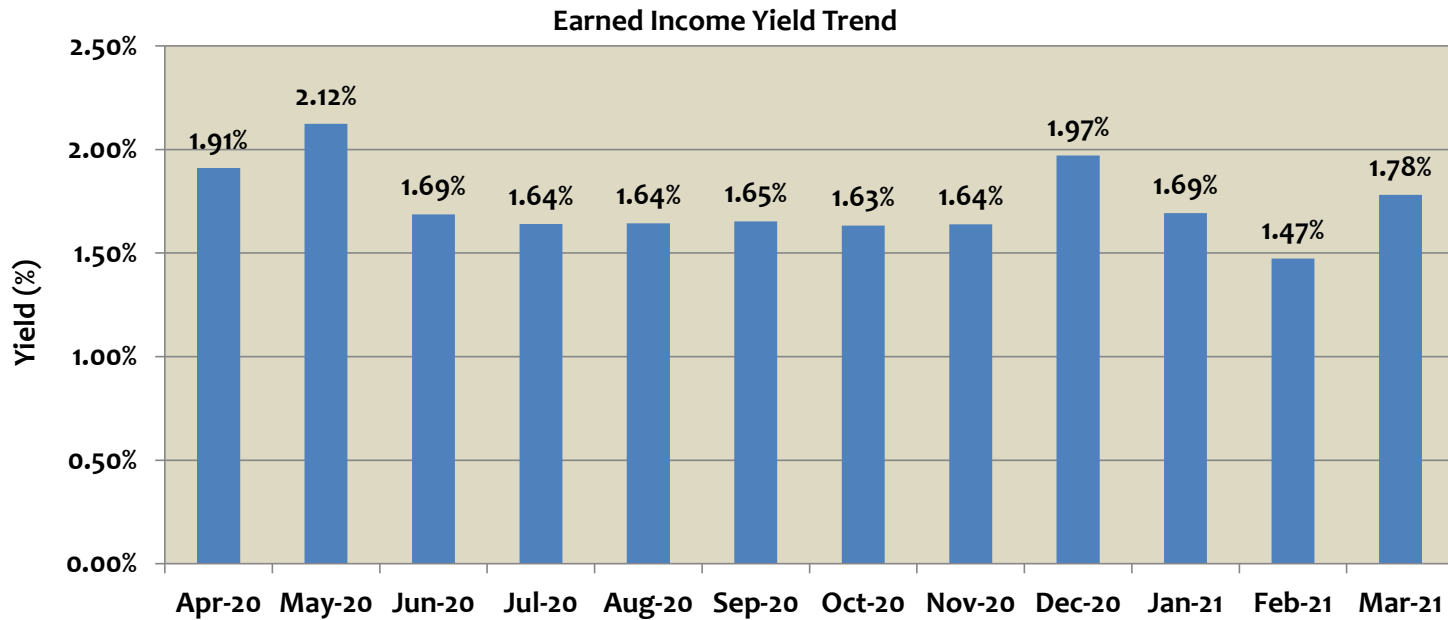
Maturity Distribution
August 31, 2020





PORTFOLIO - EARNED INCOME YIELD

Month	Earned Income Yield
Apr-20	1.91%
May-20	2.12%
Jun-20	1.69%
Jul-20	1.64%
Aug-20	1.64%
Sep-20	1.65%
Oct-20	1.63%
Nov-20	1.64%
Dec-20	1.97%
Jan-21	1.69%
Feb-21	1.47%
Mar-21	1.78%



In accordance with State Law, the Finance Director certifies that the securities held in the City Investment Portfolio, comply with City policies. The Finance Director further certifies that the City has Operating Funds available to meet its expenditure requirements for the next six months.

Amortized Cost - the total amount at which investments are carried on the City books. This amount includes the amortization and accretion of premiums and discounts, respectively.

Market Value - the total amount at which investments are being sold in the market. Market prices are provided by the Bank of New York.

Maturity Value - (also referred to as "par value") the total amount of the face or stated value of the investments at maturity.

Average Days to Maturity - the average time in days left in the maturity of the investments.

Monthly Yield - the rate of return on investments as expressed in a percentage.

Earned Interest - the amount of income realized by all investments.

Agency Note	Issuer	CUSIP	Coupon Rate	Yield Matur	Purchase Date	Maturity Date	Ending Par Val/Shares	Amor Value On 03/31/21	Ending Market Val	Ending Unit Price
Agency Note	FARMER MAC	31422BF39	0.410	0.4100	06/23/20	06/23/23	5,000,000.00	5,000,000.00	5,002,200.00	1.000440
Agency Note	FARMER MAC	31422XAT9	0.520	0.5200	03/02/21	12/15/25	5,000,000.00	5,000,000.00	4,892,017.00	0.978403
Agency Note	FED FARM CREDIT BANK	3133EKBW5	2.610	2.6100	02/27/19	02/27/24	5,000,000.00	5,000,000.00	5,323,850.00	1.064770
Agency Note	FED FARM CREDIT BANK	3133EKA63	1.600	1.6000	08/16/19	08/16/24	10,000,000.00	10,000,000.00	10,379,800.00	1.037980
Agency Note	FED FARM CREDIT BANK	3133EKP75	1.600	1.4076	10/04/19	09/17/24	5,000,000.00	5,032,738.10	5,191,400.00	1.038280
Agency Note	FED FARM CREDIT BANK	3133ELQ56	0.570	0.5700	07/02/20	07/02/24	5,000,000.00	5,000,000.00	5,004,350.00	1.000870
Agency Note	FED FARM CREDIT BANK	3133ELZ80	0.580	0.5800	07/29/20	07/29/25	5,000,000.00	5,000,000.00	4,886,250.00	0.977250
Agency Note	FED FARM CREDIT BANK	3133EL3E2	0.320	0.3200	08/10/20	08/10/23	5,000,000.00	5,000,000.00	5,001,300.00	1.000260
Agency Note	FED FARM CREDIT BANK	3133EMAU6	0.500	0.5000	09/22/20	09/22/25	10,000,000.00	10,000,000.00	9,730,700.00	0.973070
Agency Note	FED FARM CREDIT BANK	3133EMCP5	0.520	0.5301	10/14/20	10/14/25	5,000,000.00	4,997,500.00	4,884,450.00	0.976890
Agency Note	FED FARM CREDIT BANK	3133EMHE5	0.170	0.1852	12/07/20	11/30/22	5,000,000.00	4,998,665.28	4,998,850.00	0.999770
Agency Note	FED FARM CREDIT BANK	3133EMSU7	0.800	0.8000	03/09/21	03/09/26	5,000,000.00	5,000,000.00	4,946,808.50	0.989362
Agency Note	FED HOME LOAN BANK	3130A3KM5	2.500	2.3160	12/27/17	12/09/22	5,000,000.00	5,017,874.89	5,194,750.00	1.038950
Agency Note	FED HOME LOAN BANK	3130AFRW9	2.700	2.5516	02/26/19	08/28/23	5,000,000.00	5,017,860.29	5,296,600.00	1.059320
Agency Note	FED HOME LOAN BANK	3130ADRG9	2.750	2.5800	03/04/19	03/10/23	5,000,000.00	5,016,465.05	5,245,400.00	1.049080
Agency Note	FED HOME LOAN BANK	3130AoXE5	3.250	2.5800	03/08/19	03/08/24	5,000,000.00	5,096,111.49	5,417,400.00	1.083480
Agency Note	FED HOME LOAN BANK	313378WG2	2.500	2.4593	03/12/19	03/11/22	5,000,000.00	5,002,000.36	5,113,100.00	1.022620
Agency Note	FED HOME LOAN BANK	3130A2UW4	2.875	1.6639	10/24/19	09/13/24	5,000,000.00	5,205,069.48	5,401,850.00	1.080370
Agency Note	FED HOME LOAN BANK	3130A3GE8	2.750	1.7080	12/13/19	12/13/24	5,000,000.00	5,200,605.13	5,401,100.00	1.080220
Agency Note	FED HOME LOAN BANK	3130AB3H7	2.375	0.8307	03/16/20	03/08/24	5,000,000.00	5,228,311.21	5,304,950.00	1.060990
Agency Note	FED HOME LOAN BANK	3130AKN85	0.550	0.5652	01/20/21	01/20/26	5,000,000.00	4,996,250.00	4,906,950.00	0.981390
Agency Note	FED HOME LOAN BANK	3130AKMR4	0.330	0.3300	01/28/21	01/15/25	5,000,000.00	5,000,595.83	4,906,400.00	0.981280
Agency Note	FED HOME LOAN BANK	3130AKPL4	0.550	0.5500	01/28/21	01/28/26	5,000,000.00	5,000,000.00	4,906,600.00	0.981320
Agency Note	FED HOME LOAN BANK	3130AKPC4	0.600	0.6000	01/28/21	01/28/26	5,000,000.00	5,000,000.00	4,896,950.00	0.979390
Agency Note	FED HOME LOAN BANK	3130AKWZ5	0.220	0.2200	02/24/21	05/24/24	5,000,000.00	5,000,000.00	4,968,550.00	0.993710
Agency Note	FED HOME LOAN MORT CORP	3136G4YP2	0.720	0.7200	07/09/20	07/09/25	5,000,000.00	5,000,000.00	4,974,050.00	0.994810
Agency Note	FED HOME LOAN MORT CORP	3134GV5M6	0.400	0.4000	07/14/20	07/14/23	5,000,000.00	5,000,000.00	5,003,250.00	1.000650
Agency Note	FED HOME LOAN MORT CORP	3134GWQM1	0.210	0.2100	08/19/20	08/19/22	5,000,000.00	5,000,000.00	4,998,500.00	0.999700
Agency Note	FED HOME LOAN MORT CORP	3134GXCH5	0.600	0.6000	11/25/20	11/25/25	5,000,000.00	5,000,000.00	4,885,800.00	0.977160
Agency Note	FEDERAL NAT MORTGAGE ASSOC	3135G0T45	1.875	2.5955	12/27/18	04/05/22	5,000,000.00	4,947,331.91	5,088,400.00	1.017680
Agency Note	FEDERAL NAT MORTGAGE ASSOC	3136G4ZR7	0.700	0.7000	07/21/20	07/21/25	5,000,000.00	5,000,000.00	4,969,250.00	0.993850
Agency Note	FEDERAL NAT MORTGAGE ASSOC	3136G4N82	0.490	0.4900	08/21/20	08/21/25	10,000,000.00	10,000,000.00	9,827,200.00	0.982720
Agency Note	FEDERAL NAT MORTGAGE ASSOC	3135GA3W9	0.600	0.6000	11/25/20	11/25/25	5,000,000.00	5,000,000.00	4,921,400.00	0.984280
Agency Note	FEDERAL NAT MORTGAGE ASSOC	3135GA6K2	0.500	0.5000	12/30/20	06/30/25	5,000,000.00	5,000,000.00	4,921,700.00	0.984340
Total Count 34			1.164	1.0397			185,000,000.00	185,757,379.02	186,792,125.50	1.009687

Certificate of Deposit	Issuer	CUSIP	Coupon Rate	Yield Matur	Purchase Date	Maturity Date	Ending Par Val/Shares	Amor Value On 02/28/21	Ending Market Val	Ending Unit Price
Certificate of Deposit	MORGAN STANLEY	61690ULQ1	1.950	1.9711	10/10/19	10/10/24	5,000,000.00	5,000,000.00	5,229,125.00	1.045825
Certificate of Deposit	MORGAN STANLEY	61690UMT4	1.950	1.9711	10/31/19	10/31/24	5,000,000.00	5,000,000.00	5,228,566.50	1.045713
Certificate of Deposit	MORGAN STANLEY	61760A6Q7	1.850	1.8500	01/30/20	01/30/23	5,000,000.00	5,000,000.00	5,144,566.50	1.028913
Certificate of Deposit	MORGAN STANLEY	61768EAQ6	1.800	1.8000	02/20/20	02/20/25	5,000,000.00	5,000,000.00	5,204,924.50	1.040985
Certificate of Deposit	MORGAN STANLEY	61768EBM4	1.650	1.6500	03/05/20	03/05/24	5,000,000.00	5,000,000.00	5,169,868.00	1.033974

Certificate of Deposit	WELLS FARGO BANK	949763WR3	3.350	3.3500	01/09/19	01/09/24	1,000,000.00	1,000,000.00	1,080,860.80	1.080861
Certificate of Deposit	WELLS FARGO BANK	949763WU6	3.200	3.2000	01/18/19	01/18/24	4,000,000.00	4,000,000.00	4,309,359.60	1.077340
Certificate of Deposit	WELLS FARGO BANK	949763XG6	2.900	2.9000	01/30/19	01/31/22	5,000,000.00	5,000,000.00	5,112,880.50	1.022576
Total Count 8			2.190	2.1960			35,000,000.00	35,000,000.00	36,480,151.40	1.042290

<i>Medium Term Corporate Note</i>	<i>Issuer</i>	<i>CUSIP</i>	<i>Coupon Rate</i>	<i>Yield Matur</i>	<i>Purchase Date</i>	<i>Maturity Date</i>	<i>Ending Par Val/Shares</i>	<i>Amor Value On 02/28/21</i>	<i>Ending Market Val</i>	<i>Ending Unit Price</i>
Medium Term Corporate Note	APPLE INC	037833BU3	2.850	2.7654	03/06/19	02/23/23	3,510,000.00	3,515,740.90	3,665,071.80	1.044180
Medium Term Corporate Note	APPLE INC	037833CU2	2.850	2.6366	05/21/19	05/11/24	5,000,000.00	5,035,455.06	5,332,800.00	1.066560
Medium Term Corporate Note	BANK OF AMERICA	06051GFZ7	2.503	2.9110	01/29/18	10/21/22	5,000,000.00	4,960,647.01	5,058,150.00	1.011630
Medium Term Corporate Note	BANK OF NEW YORK	06406HCS6	3.650	3.1079	03/01/19	02/04/24	2,950,000.00	2,995,468.53	3,203,228.00	1.085840
Medium Term Corporate Note	Berkshire Hathaway Inc.	084670BR8	2.750	3.3102	12/18/18	03/15/23	5,000,000.00	4,946,218.80	5,224,050.00	1.044810
Medium Term Corporate Note	CATERPILLAR, INC.	14913QAA7	2.400	2.6510	01/29/18	06/06/22	5,000,000.00	4,981,665.21	5,128,200.00	1.025640
Medium Term Corporate Note	CHEVRON CORP	166764AH3	3.191	3.5000	11/26/18	06/24/23	5,000,000.00	4,963,320.60	5,270,100.00	1.054020
Medium Term Corporate Note	CHEVRON CORP	166764AB6	2.355	1.7642	01/24/20	12/05/22	5,000,000.00	5,057,804.16	5,145,700.00	1.029140
Medium Term Corporate Note	CITIBANK NA	17325FAQ1	3.400	3.2253	01/16/19	07/23/21	5,000,000.00	5,004,298.29	5,034,650.00	1.006930
Medium Term Corporate Note	CREDIT SUISSE	22550L2D2	1.000	0.2800	02/08/21	05/05/23	5,000,000.00	5,093,303.47	5,024,900.00	1.004980
Medium Term Corporate Note	ESTEE LAUDER CO	29736RAE0	2.350	2.4200	05/17/19	08/15/22	5,000,000.00	4,994,872.86	5,130,700.00	1.026140
Medium Term Corporate Note	EXXON MOBIL CORPORATION	30231GBH4	2.992	1.3664	05/15/20	03/19/25	5,000,000.00	5,315,348.64	5,356,000.00	1.071200
Medium Term Corporate Note	FLORIDA POWER & LIGHT	341081FZ5	2.850	0.9313	06/01/20	04/01/25	5,000,000.00	5,421,835.67	5,330,050.00	1.066010
Medium Term Corporate Note	GUARDIAN LIFE	40139LAC7	1.950	1.6104	01/31/20	10/27/21	5,000,000.00	5,016,775.36	5,045,300.00	1.009060
Medium Term Corporate Note	HARVARD PRES & FELLOWS	740816AJ2	2.300	2.3860	05/24/19	10/01/23	4,000,000.00	3,990,096.83	4,161,160.00	1.040290
Medium Term Corporate Note	HSBC USA INC	40434CAD7	3.500	2.1493	10/23/19	06/23/24	5,000,000.00	5,226,532.36	5,403,550.00	1.080710
Medium Term Corporate Note	JP MORGAN CHASE	46632FRU1	0.700	0.7000	01/22/21	01/22/26	5,000,000.00	5,000,000.00	4,861,200.00	0.972240
Medium Term Corporate Note	LLOYDS BANK	53944VAH2	3.500	0.7800	02/03/21	05/14/25	5,000,000.00	5,609,802.78	5,425,150.00	1.085030
Medium Term Corporate Note	MASSMUTUAL GLOBAL FUND	57629WCU2	0.850	0.3100	03/02/21	06/09/23	5,000,000.00	5,070,807.36	5,041,450.00	1.008290
Medium Term Corporate Note	NEW YORK LIFE	64952WDG5	2.875	2.7501	04/26/19	04/10/24	5,000,000.00	5,020,697.82	5,328,800.00	1.065760
Medium Term Corporate Note	NOVARTIS CAPITAL CORP	66989HAE8	2.400	1.6500	01/23/20	09/21/22	5,000,000.00	5,055,333.43	5,151,950.00	1.030390
Medium Term Corporate Note	ORACLE	68389XBL8	2.400	2.9284	02/13/19	09/15/23	5,000,000.00	4,936,749.55	5,201,900.00	1.040380
Medium Term Corporate Note	ORACLE	68389XBR5	2.625	2.2240	07/25/19	02/15/23	4,990,000.00	5,028,935.14	5,177,723.80	1.037620
Medium Term Corporate Note	ORACLE	68389XAP0	2.500	1.7863	01/10/20	10/15/22	5,000,000.00	5,069,805.75	5,163,350.00	1.032670
Medium Term Corporate Note	PRICOA GLOBAL FUNDING	741531FA0	3.450	3.1799	02/04/19	09/01/23	5,000,000.00	5,032,215.91	5,350,200.00	1.070040
Medium Term Corporate Note	PRINCIPAL LFE GLB FND II	74256LEE5	1.250	0.7601	01/12/21	06/23/25	5,000,000.00	5,110,198.61	4,988,300.00	0.997660
Medium Term Corporate Note	PROTECTIVE LIFE	74368CAE4	1.999	1.1801	04/30/20	09/14/21	5,000,000.00	5,020,240.16	5,038,050.00	1.007610
Medium Term Corporate Note	ROYAL BANK OF CANADA	78015K7L2	0.425	0.5000	03/02/21	01/19/24	5,000,000.00	4,991,823.19	4,965,677.50	0.993136
Medium Term Corporate Note	SANOFI PHARMACEUTICAL	801060AC8	3.375	1.6725	02/06/20	06/19/23	5,000,000.00	5,207,578.50	5,329,550.00	1.065910
Medium Term Corporate Note	SHELL INTERNATIONAL FIN	822582CC4	2.000	2.0998	11/14/19	11/07/24	5,000,000.00	4,980,943.28	5,228,950.00	1.045790
Medium Term Corporate Note	SHELL INTERNATIONAL FIN	822582BZ4	3.500	1.7172	02/05/20	11/13/23	5,000,000.00	5,259,557.68	5,387,000.00	1.077400
Medium Term Corporate Note	TOYOTA MOTOR CREDIT CORP	89236TCQ6	2.800	3.1012	04/19/18	07/13/22	3,000,000.00	2,986,855.97	3,096,120.00	1.032040
Medium Term Corporate Note	TOYOTA MOTOR CREDIT CORP	89236TGT6	1.800	1.8000	02/13/20	02/13/25	5,000,000.00	5,000,000.00	5,135,250.00	1.027050
Medium Term Corporate Note	TOYOTA MOTOR CREDIT CORP	89236THY4	0.700	0.7000	01/20/21	01/20/26	5,000,000.00	5,000,000.00	4,865,000.00	0.973000
Medium Term Corporate Note	U.S. BANCORP	91159HHP8	2.625	3.2771	05/24/18	01/24/22	5,000,000.00	4,968,181.29	5,086,450.00	1.017290
Medium Term Corporate Note	U.S. BANCORP	91159HHC7	3.000	2.7951	03/08/19	03/15/22	5,000,000.00	5,010,034.71	5,120,900.00	1.024180
Medium Term Corporate Note	US Bank NA Cincinnati	90331HNV1	3.400	3.4812	11/26/18	07/24/23	5,000,000.00	4,992,377.76	5,335,800.00	1.067160
Medium Term Corporate Note	US Bank NA Cincinnati	90331HMS9	2.800	0.6414	11/25/20	01/27/25	5,000,000.00	5,425,546.80	5,322,500.00	1.064500
Medium Term Corporate Note	WAL-MART STORES	931142EL3	2.850	1.8859	10/01/19	07/08/24	5,000,000.00	5,162,524.86	5,365,100.00	1.073020
Medium Term Corporate Note	WELLS FARGO BANK	94988J5T0	3.625	2.7984	05/10/19	10/22/21	5,000,000.00	5,040,477.13	5,078,050.00	1.015610
Total Count 40			2.500	2.0003			193,450,000.00	196,500,071.43	200,558,031.10	1.036744

Money Market	Issuer	CUSIP	Coupon Rate	Yield Matur	Purchase Date	Maturity Date	Ending Par Val/Shares	Amor Value On 02/28/21	Ending Market Val	Ending Unit Price
Money Market	FIDELITY INVESTMENTS		0.010	0.0100	12/10/90	Open	26,000,000.00	26,000,000.00	26,000,000.00	1.000000
	Total Count 1		0.010	0.0100			26,000,000.00	26,000,000.00	26,000,000.00	1.000000

Municipal Bond	Issuer	CUSIP	Coupon Rate	Yield Matur	Purchase Date	Maturity Date	Ending Par Val/Shares	Amor Value On 02/28/21	Ending Market Val	Ending Unit Price
Municipal Bond	ANTELOPE VALLY UNION HIGH	036717MN3	2.396	0.8301	10/30/20	08/01/25	1,775,000.00	1,897,518.82	1,871,861.75	1.054570
Municipal Bond	CALIFORNIA DEPT WATER RESOURCE	13066YTZ2	2.000	2.0000	06/06/19	05/01/22	4,000,000.00	4,000,000.00	4,078,320.00	1.019580
Municipal Bond	CALIFORNIA ST HOUSING FINANCE	13034PZJ9	2.612	2.6120	05/08/19	02/01/22	3,500,000.00	3,500,000.00	3,560,585.00	1.017310
Municipal Bond	CITY OF VALLEJO	919259BL4	1.469	1.4690	03/31/20	05/01/23	1,500,000.00	1,500,000.00	1,523,040.00	1.015360
Municipal Bond	COUNTY OF RIVERSIDE CA	76913CAZ2	2.667	2.2601	05/06/20	02/15/25	5,000,000.00	5,077,386.92	5,227,200.00	1.045440
Municipal Bond	COUNTY OF WESTCHESTER NY	95736VAY8	0.750	0.7456	11/05/20	07/01/25	1,940,000.00	1,940,378.06	1,918,815.20	0.989080
Municipal Bond	NEW YORK STATE URBAN DEV	64985TAY7	2.020	2.0200	10/30/19	03/15/24	5,000,000.00	5,000,000.00	5,168,200.00	1.033640
Municipal Bond	NEW YORK STATE URBAN DEV	650036AR7	0.720	0.7200	06/25/20	03/15/23	1,250,000.00	1,250,000.00	1,253,800.00	1.003040
Municipal Bond	STATE OF CALIFORNIA	13063DDG0	2.250	2.8401	01/22/19	10/01/23	5,000,000.00	4,915,718.04	5,228,550.00	1.045710
Municipal Bond	STATE OF CALIFORNIA	13063DLZ9	3.000	2.5002	05/01/19	04/01/24	5,000,000.00	5,083,257.45	5,367,050.00	1.073410
Municipal Bond	STATE OF CALIFORNIA	13063DAD0	2.367	2.0004	03/26/20	04/01/22	5,330,000.00	5,358,735.56	5,443,688.90	1.021330
Municipal Bond	STATE OF CALIFORNIA	13063CP87	1.500	1.3002	03/27/20	04/01/21	5,000,000.00	5,004,962.74	5,000,000.00	1.000000
Municipal Bond	STATE OF CALIFORNIA	13063DAC2	2.625	1.7008	03/30/20	04/01/21	5,000,000.00	5,022,909.53	5,000,000.00	1.000000
Municipal Bond	STATE OF CALIFORNIA	13063DAC2	2.625	0.7874	04/28/20	04/01/21	5,000,000.00	5,045,760.84	5,000,000.00	1.000000
Municipal Bond	STATE OF CONNECTICUT	20772KAE9	2.990	1.9630	10/17/19	01/15/23	5,000,000.00	5,100,225.99	5,228,050.00	1.045610
Municipal Bond	STATE OF HAWAII	419792YL4	2.770	1.6101	04/03/20	01/01/22	3,750,000.00	3,792,977.33	3,822,375.00	1.019300
Municipal Bond	STATE OF WISCONSIN	977100CZ7	2.049	2.0490	03/25/20	05/01/23	4,000,000.00	4,000,000.00	4,141,840.00	1.035460
Municipal Bond	TEXAS A&M UNIVERSITY	88213AKA2	2.349	1.6402	01/23/20	05/15/23	5,000,000.00	5,086,456.24	5,215,750.00	1.043150
Municipal Bond	TEXAS A&M UNIVERSITY	88213ALV5	2.877	1.0002	05/15/20	05/15/25	3,000,000.00	3,247,147.82	3,240,660.00	1.080220
Municipal Bond	UNIVERSITY OF CALIFORNIA	91412HGE7	0.883	0.4113	02/02/21	05/15/25	5,000,000.00	5,109,543.19	5,001,500.00	1.000300
	Total Count 20		2.256	1.7209			80,045,000.00	80,932,978.53	82,291,285.85	1.028063

State Pool	Issuer	CUSIP	Coupon Rate	Yield Matur	Purchase Date	Maturity Date	Ending Par Val/Shares	Amor Value On 02/28/21	Ending Market Val	Ending Unit Price
State Pool	STATE OF CALIFORNIA		0.350	0.3500	01/01/88	Open	28,196,503.13	28,196,503.13	28,196,503.13	1.000000
State Pool	STATE OF CALIFORNIA		0.350	0.3500	11/30/01	Open	11,398,487.65	11,398,487.65	11,398,487.65	1.000000
	Total Count 2		0.350	0.3500			39,594,990.78	39,594,990.78	39,594,990.78	1.000000

Supranational	Issuer	CUSIP	Coupon Rate	Yield Matur	Purchase Date	Maturity Date	Ending Par Val/Shares	Amor Value On 02/28/21	Ending Market Val	Ending Unit Price
Supranational	INTER AMERICAN DEVELOPMNT BANK	4581XoCF3	3.000	0.2411	02/01/21	02/21/24	5,000,000.00	5,412,101.02	5,369,750.00	1.073950
Supranational	INTL BK RECON & DEVELOP	459058FF5	1.750	2.6580	02/01/19	04/19/23	5,000,000.00	4,890,883.52	5,151,950.00	1.030390
	Total Count 2		2.407	1.3884			10,000,000.00	10,302,984.54	10,521,700.00	1.052170

Time Deposit	Issuer	CUSIP	Coupon Rate	Yield Matur	Purchase Date	Maturity Date	Ending Par Val/Shares	Amor Value On 02/28/21	Ending Market Val	Ending Unit Price
Time Deposit	PREMIER VALLEY BANK		0.250	0.2497	05/14/20	05/13/21	1,600,000.00	1,600,000.00	1,600,000.00	1.000000
Time Deposit	PREMIER VALLEY BANK		0.010	0.0100	01/14/21	01/13/22	1,400,000.00	1,400,000.00	1,400,000.00	1.000000
Time Deposit	PREMIER VALLEY BANK		0.019	0.0190	03/25/21	03/24/22	1,400,000.00	1,400,000.00	1,400,000.00	1.000000
	Total Count 3		0.100	0.1000			4,400,000.00	4,400,000.00	4,400,000.00	1.000000

Treasury Note	Issuer	CUSIP	Coupon Rate	Yield Matur	Purchase Date	Maturity Date	Ending Par Val/Shares	Amor Value On 02/28/21	Ending Market Val	Ending Unit Price
Treasury Note	U.S. TREASURY	912828RC6	2.125	2.4645	04/02/18	08/15/21	5,000,000.00	4,991,614.74	5,038,650.00	1.007730
Treasury Note	U.S. TREASURY	9128284P2	2.625	2.6041	05/25/18	05/15/21	5,000,000.00	5,000,515.94	5,015,500.00	1.003100
Treasury Note	U.S. TREASURY	9128282S8	1.625	2.2322	05/01/19	08/31/22	5,000,000.00	4,955,460.60	5,105,650.00	1.021130
Treasury Note	U.S. TREASURY	912828G87	2.125	2.0047	05/30/19	12/31/21	5,000,000.00	5,005,923.34	5,076,950.00	1.015390
Treasury Note	U.S. TREASURY	912828XX3	2.000	1.5701	10/18/19	06/30/24	5,000,000.00	5,072,926.83	5,252,350.00	1.050470
Treasury Note	U.S. TREASURY	9128285L0	2.875	1.6000	11/27/19	11/15/21	5,000,000.00	5,062,990.81	5,086,700.00	1.017340
Treasury Note	U.S. TREASURY	9128286U9	2.125	1.6000	12/02/19	05/15/22	10,000,000.00	10,077,503.89	10,226,200.00	1.022620
Treasury Note	U.S. TREASURY	9128284X5	2.750	1.6374	12/31/19	08/31/23	5,000,000.00	5,135,720.29	5,302,750.00	1.060550
Treasury Note	U.S. TREASURY	912828G38	2.250	1.6900	12/31/19	11/15/24	5,000,000.00	5,107,858.41	5,304,300.00	1.060860
Treasury Note	U.S. TREASURY	9128284W7	2.750	1.4700	01/30/20	08/15/21	5,000,000.00	5,031,766.51	5,050,800.00	1.010160
Treasury Note	U.S. TREASURY	91282CBC4	0.375	0.4447	01/20/21	12/31/25	10,000,000.00	9,968,011.82	9,761,300.00	0.976130
Total Count 11			2.014	1.6432			65,000,000.00	65,410,293.18	66,221,150.00	1.018787

US Sovereign Bond Guarante	Issuer	CUSIP	Coupon Rate	Yield Matur	Purchase Date	Maturity Date	Ending Par Val/Shares	Amor Value On 02/28/21	Ending Market Val	Ending Unit Price
US Sovereign Bond Guarante	AID-ISRAEL	46513EGV8	5.500	2.5770	02/28/19	12/04/23	4,815,000.00	5,218,819.15	5,466,806.55	1.135370
Total Count 1			5.500	2.5770			4,815,000.00	5,218,819.15	5,466,806.55	1.135370

Investment Total			1.799	1.4678			643,304,990.78	649,117,516.63	658,326,241.18	1.023350
-------------------------	--	--	--------------	---------------	--	--	-----------------------	-----------------------	-----------------------	-----------------