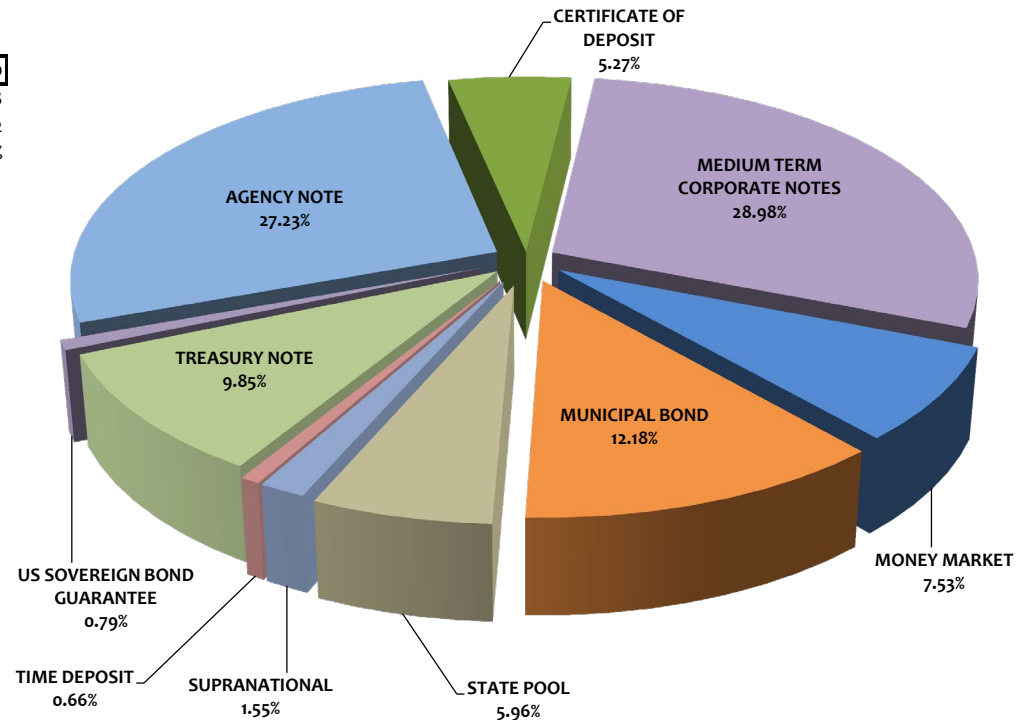




ASSET ALLOCATION					
Assets	Current Par Value	Current Book Value	Market Value	Mkt/Book	Yield to Maturity
AGENCY NOTE	\$180,000,000	\$180,851,484	\$182,569,247	100.95%	1.06%
CERTIFICATE OF DEPOSIT	35,000,000	35,000,000	36,614,685	104.61%	2.20%
MEDIUM TERM CORPORATE NOTES	189,450,000	192,488,073	197,424,810	102.56%	2.09%
MONEY MARKET	50,000,000	50,000,000	50,000,000	100.00%	0.01%
MUNICIPAL BOND	80,045,000	80,932,979	82,582,478	102.04%	1.72%
STATE POOL	39,594,991	39,594,991	39,594,991	100.00%	0.37%
SUPRANATIONAL	10,000,000	10,302,985	10,541,840	102.32%	1.39%
TIME DEPOSIT	4,400,000	4,400,000	4,400,000	100.00%	0.18%
TREASURY NOTE	65,000,000	65,422,260	66,396,150	101.49%	1.64%
US SOVEREIGN BOND GUARANTEE	4,815,000	5,218,819	5,501,619	105.42%	2.58%
<b>Totals</b>	<b>\$658,304,991</b>	<b>\$664,211,590</b>	<b>\$675,625,819</b>	<b>101.72%</b>	<b>1.55%</b>

Pooled Portfolio Composition by Book Value

Portfolio Breakdown & Statistics		
	February 28, 2021	February 29, 2020
AMORTIZED COST	\$664,211,590	\$639,281,588
AVERAGE DAYS TO MATURITY	839	832
CURRENT MONTH RETURN ON INVEST	1.47%	2.13%
EARNED INTEREST-CURR MONTH	\$798,771	\$1,106,413
EARNED INTEREST	\$7,357,224	\$8,803,626

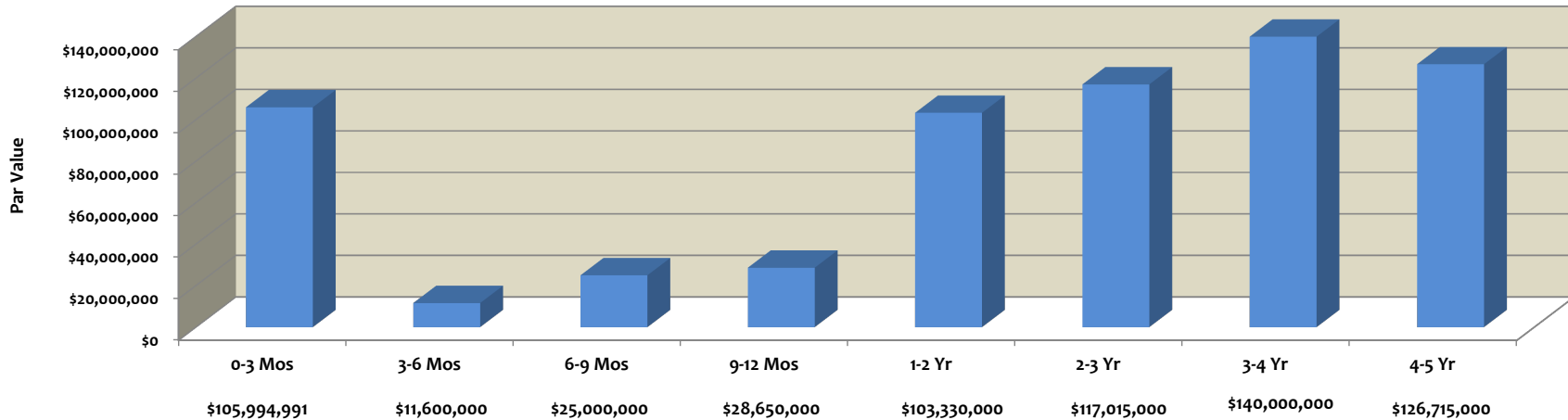




**MATURITY DISTRIBUTION**

Current Par Value	0-3 Mos	3-6 Mos	6-9 Mos	9-12 Mos	1-2 Yr	2-3 Yr	3-4 Yr	4-5 Yr	Totals
AGENCY NOTE	\$ -	\$ -	\$ -	\$ -	\$25,000,000	\$25,000,000	\$60,000,000	\$70,000,000	\$ 180,000,000.00
MEDIUM TERM CORPORATE NOTES	-	5,000,000	15,000,000	5,000,000	44,000,000	55,450,000	35,000,000	30,000,000	\$ 189,450,000.00
MONEY MARKET	50,000,000	-	-	-	-	-	-	-	\$ 50,000,000.00
STATE POOL	39,594,991	-	-	-	-	-	-	-	\$ 39,594,990.78
TIME DEPOSIT	1,400,000	1,600,000	-	1,400,000	-	-	-	-	\$ 4,400,000.00
TREASURY NOTE	-	5,000,000	10,000,000	10,000,000	15,000,000	5,000,000	10,000,000	10,000,000	\$ 65,000,000.00
CERTIFICATE OF DEPOSIT	-	-	-	5,000,000	5,000,000	5,000,000	15,000,000	5,000,000	\$ 35,000,000.00
MUNICIPAL BOND	15,000,000	-	-	7,250,000	14,330,000	16,750,000	15,000,000	11,715,000	\$ 80,045,000.00
SUPRANATIONAL	-	-	-	-	-	5,000,000	5,000,000	-	\$ 10,000,000.00
US SOVEREIGN BOND GUARANTEE	-	-	-	-	-	4,815,000	-	-	\$ 4,815,000.00
<b>Totals</b>	<b>\$105,994,991</b>	<b>\$11,600,000</b>	<b>\$25,000,000</b>	<b>\$28,650,000</b>	<b>\$103,330,000</b>	<b>\$117,015,000</b>	<b>\$140,000,000</b>	<b>\$126,715,000</b>	<b>\$658,304,991</b>
<b>% of Portfolio</b>	<b>16.10%</b>	<b>1.76%</b>	<b>3.80%</b>	<b>4.35%</b>	<b>15.70%</b>	<b>17.78%</b>	<b>21.27%</b>	<b>19.25%</b>	<b>100.00%</b>

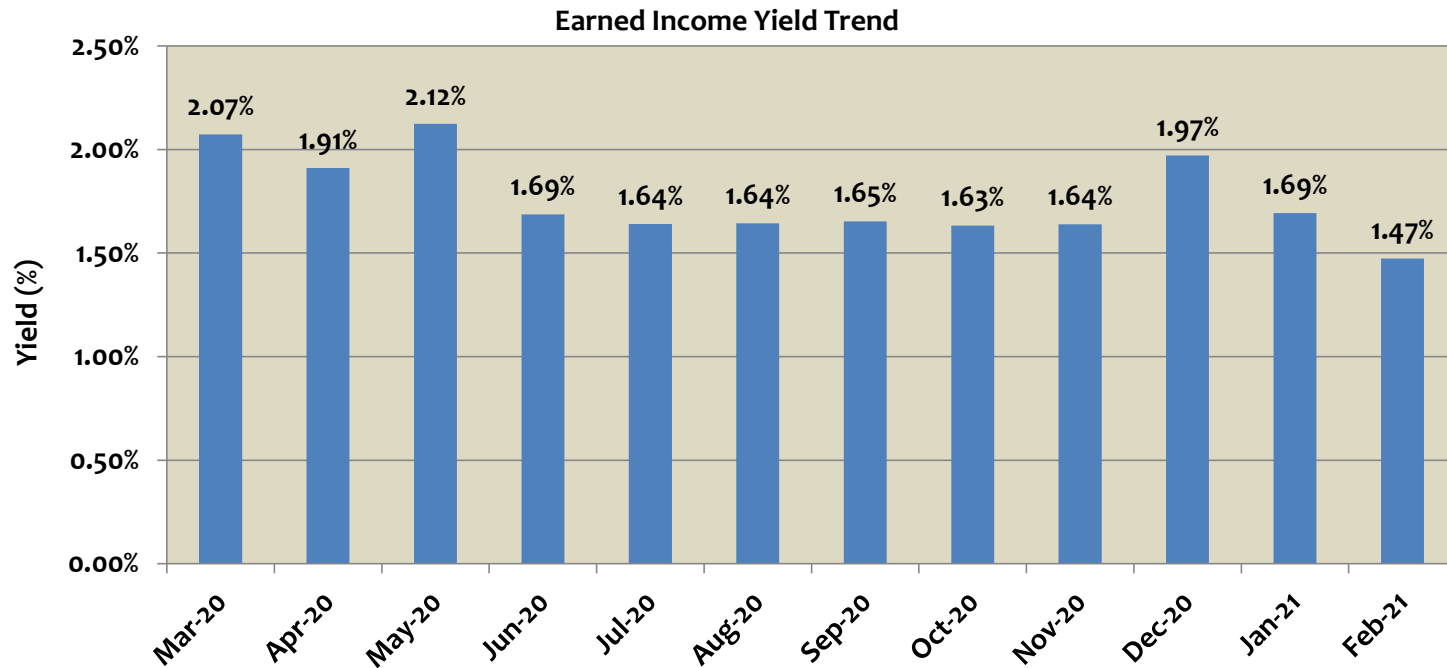
Maturity Distribution  
February 28, 2021





**PORTFOLIO - EARNED INCOME YIELD**

Month	Earned Income Yield
Mar-20	2.07%
Apr-20	1.91%
May-20	2.12%
Jun-20	1.69%
Jul-20	1.64%
Aug-20	1.64%
Sep-20	1.65%
Oct-20	1.63%
Nov-20	1.64%
Dec-20	1.97%
Jan-21	1.69%
Feb-21	1.47%



In accordance with State Law, the Finance Director certifies that the securities held in the City Investment Portfolio, comply with City policies. The Finance Director further certifies that the City has Operating Funds available to meet its expenditure requirements for the next six months.

**Amortized Cost** - the total amount at which investments are carried on the City books. This amount includes the amortization and accretion of premiums and discounts, respectively.

**Market Value** - the total amount at which investments are being sold in the market. Market prices are provided by the Bank of New York.

**Maturity Value** - (also referred to as "par value") the total amount of the face or stated value of the investments at maturity.

**Average Days to Maturity** - the average time in days left in the maturity of the investments.

**Monthly Yield** - the rate of return on investments as expressed in a percentage.

**Earned Interest** - the amount of income realized by all investments.

Agency Note	Issuer	CUSIP	Coupon Rate	Yield Matur	Purchase Date	Maturity Date	Ending Par Val/Shares	Amor Value On 02/28/21	Ending Market Val	Ending Unit Price
Agency Note	FED HOME LOAN BANK	3130A3KM5	2.500	2.3160	12/27/17	12/09/22	5,000,000.00	5,017,874.89	5,206,750.00	1.041350
Agency Note	FEDERAL NAT MORTGAGE ASSOC	3135G0T45	1.875	2.5955	12/27/18	04/05/22	5,000,000.00	4,947,331.91	5,095,150.00	1.019030
Agency Note	FED HOME LOAN BANK	3130AFRW9	2.700	2.5516	02/26/19	08/28/23	5,000,000.00	5,021,298.49	5,310,250.00	1.062050
Agency Note	FED FARM CREDIT BANK	3133EKBW5	2.610	2.6100	02/27/19	02/27/24	5,000,000.00	5,000,000.00	5,335,200.00	1.067040
Agency Note	FED HOME LOAN BANK	3130ADRG9	2.750	2.5800	03/04/19	03/10/23	5,000,000.00	5,020,451.09	5,263,750.00	1.052750
Agency Note	FED HOME LOAN BANK	3130A0XE5	3.250	2.5800	03/08/19	03/08/24	5,000,000.00	5,111,423.66	5,434,400.00	1.086880
Agency Note	FED HOME LOAN BANK	313378WG2	2.500	2.4593	03/12/19	03/11/22	5,000,000.00	5,002,982.35	5,122,350.00	1.024470
Agency Note	FED FARM CREDIT BANK	3133EKA63	1.600	1.6000	08/16/19	08/16/24	10,000,000.00	10,000,000.00	10,394,300.00	1.039430
Agency Note	FED FARM CREDIT BANK	3133EKP75	1.600	1.4076	10/04/19	09/17/24	5,000,000.00	5,037,285.14	5,198,800.00	1.039760
Agency Note	FED HOME LOAN BANK	3130A2UW4	2.875	1.6639	10/24/19	09/13/24	5,000,000.00	5,233,406.30	5,426,800.00	1.085360
Agency Note	FED HOME LOAN BANK	3130A3GE8	2.750	1.7080	12/13/19	12/13/24	5,000,000.00	5,200,605.13	5,422,150.00	1.084430
Agency Note	FED FARM CREDIT BANK	3133ELSL9	1.050	1.0500	03/12/20	03/12/24	5,000,000.00	5,000,000.00	5,001,550.00	1.000310
Agency Note	FED HOME LOAN BANK	3130AB3H7	2.375	0.8307	03/16/20	03/08/24	5,000,000.00	5,265,814.09	5,315,950.00	1.063190
Agency Note	FARMER MAC	31422BF39	0.410	0.4100	06/23/20	06/23/23	5,000,000.00	5,000,000.00	5,003,250.00	1.000650
Agency Note	FED FARM CREDIT BANK	3133ELQ56	0.570	0.5700	07/02/20	07/02/24	5,000,000.00	5,000,000.00	5,006,000.00	1.001200
Agency Note	FED HOME LOAN MORT CORP	3136G4YP2	0.720	0.7200	07/09/20	07/09/25	5,000,000.00	5,000,000.00	5,000,250.00	1.000050
Agency Note	FED HOME LOAN MORT CORP	3134GV5M6	0.400	0.4000	07/14/20	07/14/23	5,000,000.00	5,000,000.00	5,004,450.00	1.000890
Agency Note	FEDERAL NAT MORTGAGE ASSOC	3136G4ZR7	0.700	0.7000	07/21/20	07/21/25	5,000,000.00	5,000,000.00	4,998,550.00	0.999710
Agency Note	FED FARM CREDIT BANK	3133ELZ80	0.580	0.5800	07/29/20	07/29/25	5,000,000.00	5,000,000.00	4,913,750.00	0.982750
Agency Note	FED FARM CREDIT BANK	3133EL3E2	0.320	0.3200	08/10/20	08/10/23	5,000,000.00	5,000,000.00	5,001,900.00	1.000380
Agency Note	FED HOME LOAN MORT CORP	3134GWQM1	0.210	0.2100	08/19/20	08/19/22	5,000,000.00	5,000,000.00	4,999,450.00	0.999890
Agency Note	FEDERAL NAT MORTGAGE ASSOC	3136G4N82	0.490	0.4900	08/21/20	08/21/25	10,000,000.00	10,000,000.00	9,883,800.00	0.988380
Agency Note	FED FARM CREDIT BANK	3133EMAU6	0.500	0.5000	09/22/20	09/22/25	10,000,000.00	10,000,000.00	9,786,900.00	0.978690
Agency Note	FED FARM CREDIT BANK	3133EMCP5	0.520	0.5301	10/14/20	10/14/25	5,000,000.00	4,997,500.00	4,913,450.00	0.982690
Agency Note	FEDERAL NAT MORTGAGE ASSOC	3135GA3W9	0.600	0.6000	11/25/20	11/25/25	5,000,000.00	5,000,000.00	4,952,400.00	0.990480
Agency Note	FED HOME LOAN MORT CORP	3134GXCH5	0.600	0.6000	11/25/20	11/25/25	5,000,000.00	5,000,000.00	4,915,900.00	0.983180
Agency Note	FED FARM CREDIT BANK	3133EMHE5	0.170	0.1852	12/07/20	11/30/22	5,000,000.00	4,998,665.28	5,000,150.00	1.000030
Agency Note	FEDERAL NAT MORTGAGE ASSOC	3135GA6K2	0.500	0.5000	12/30/20	06/30/25	5,000,000.00	5,000,000.00	4,949,900.00	0.989980
Agency Note	FED HOME LOAN BANK	3130AKN85	0.550	0.5652	01/20/21	01/20/26	5,000,000.00	4,996,250.00	4,938,350.00	0.987670
Agency Note	FED HOME LOAN BANK	3130AKMR4	0.330	0.3300	01/28/21	01/15/25	5,000,000.00	5,000,595.83	4,930,650.00	0.986130
Agency Note	FED HOME LOAN BANK	3130AKPL4	0.550	0.5500	01/28/21	01/28/26	5,000,000.00	5,000,000.00	4,938,150.00	0.987630
Agency Note	FED HOME LOAN BANK	3130AKPC4	0.600	0.6000	01/28/21	01/28/26	5,000,000.00	5,000,000.00	4,928,200.00	0.985640
Agency Note	FED HOME LOAN BANK	3130AKWZ5	0.220	0.2200	02/24/21	05/24/24	5,000,000.00	5,000,000.00	4,976,396.50	0.995279
<b>Total Count 33</b>			<b>1.190</b>	<b>1.0612</b>			<b>180,000,000.00</b>	<b>180,851,484.16</b>	<b>182,569,246.50</b>	<b>1.014274</b>

Certificate of Deposit	Issuer	CUSIP	Coupon Rate	Yield Matur	Purchase Date	Maturity Date	Ending Par Val/Shares	Amor Value On 02/28/21	Ending Market Val	Ending Unit Price
Certificate of Deposit	WELLS FARGO BANK	949763WR3	3.350	3.3500	01/09/19	01/09/24	1,000,000.00	1,000,000.00	1,085,495.60	1.085496
Certificate of Deposit	WELLS FARGO BANK	949763WU6	3.200	3.2000	01/18/19	01/18/24	4,000,000.00	4,000,000.00	4,327,409.20	1.081852
Certificate of Deposit	WELLS FARGO BANK	949763XG6	2.900	2.9000	01/30/19	01/31/22	5,000,000.00	5,000,000.00	5,122,990.50	1.024598
Certificate of Deposit	MORGAN STANLEY	61690ULQ1	1.950	1.9711	10/10/19	10/10/24	5,000,000.00	5,000,000.00	5,253,176.00	1.050635
Certificate of Deposit	MORGAN STANLEY	61690UMT4	1.950	1.9711	10/31/19	10/31/24	5,000,000.00	5,000,000.00	5,249,945.00	1.049989

Certificate of Deposit	MORGAN STANLEY	61760A6Q7	1.850	1.8500	01/30/20	01/30/23	5,000,000.00	5,000,000.00	5,156,235.00	1.031247
Certificate of Deposit	MORGAN STANLEY	61768EAQ6	1.800	1.8000	02/20/20	02/20/25	5,000,000.00	5,000,000.00	5,232,877.50	1.046576
Certificate of Deposit	MORGAN STANLEY	61768EBM4	1.650	1.6500	03/05/20	03/05/24	5,000,000.00	5,000,000.00	5,186,556.00	1.037311
<b>Total Count 8</b>			<b>2.190</b>	<b>2.1960</b>			<b>35,000,000.00</b>	<b>35,000,000.00</b>	<b>36,614,684.80</b>	<b>1.046134</b>

Medium Term Corporate Note	Issuer	CUSIP	Coupon Rate	Yield Matur	Purchase Date	Maturity Date	Ending Par Val/Shares	Amor Value On 02/28/21	Ending Market Val	Ending Unit Price
Medium Term Corporate Note	IBM CREDIT CORP	44932HAC7	2.200	2.3040	09/15/17	09/08/22	6,000,000.00	5,987,870.25	6,171,840.00	1.028640
Medium Term Corporate Note	CATERPILLAR, INC.	14913QAA7	2.400	2.6510	01/29/18	06/06/22	5,000,000.00	4,981,665.21	5,135,900.00	1.027180
Medium Term Corporate Note	BANK OF AMERICA	06051GFZ7	2.503	2.9110	01/29/18	10/21/22	5,000,000.00	4,960,647.01	5,068,450.00	1.013690
Medium Term Corporate Note	TOYOTA MOTOR CREDIT CORP	89236TCQ6	2.800	3.1012	04/19/18	07/13/22	3,000,000.00	2,986,855.97	3,099,840.00	1.033280
Medium Term Corporate Note	U.S. BANCORP	91159HHP8	2.625	3.2771	05/24/18	01/24/22	5,000,000.00	4,968,181.29	5,098,550.00	1.019710
Medium Term Corporate Note	US Bank NA Cincinnati	90331HNV1	3.400	3.4812	11/26/18	07/24/23	5,000,000.00	4,992,377.76	5,347,950.00	1.069590
Medium Term Corporate Note	CHEVRON CORP	166764AH3	3.191	3.5000	11/26/18	06/24/23	5,000,000.00	4,963,320.60	5,291,900.00	1.058380
Medium Term Corporate Note	Berkshire Hathaway Inc.	084670BR8	2.750	3.3102	12/18/18	03/15/23	5,000,000.00	4,933,316.29	5,224,600.00	1.044920
Medium Term Corporate Note	CITIBANK NA	17325FAQ1	3.400	3.2253	01/16/19	07/23/21	5,000,000.00	5,004,298.29	5,049,000.00	1.009800
Medium Term Corporate Note	PRICOA GLOBAL FUNDING	741531FA0	3.450	3.1799	02/04/19	09/01/23	5,000,000.00	5,038,359.76	5,376,350.00	1.075270
Medium Term Corporate Note	ORACLE	68389XBL8	2.400	2.9284	02/13/19	09/15/23	5,000,000.00	4,924,641.81	5,241,600.00	1.048320
Medium Term Corporate Note	BANK OF NEW YORK	06406HCS6	3.650	3.1079	03/01/19	02/04/24	2,950,000.00	2,995,468.53	3,209,039.50	1.087810
Medium Term Corporate Note	APPLE INC	037833BU3	2.850	2.7654	03/06/19	02/23/23	3,510,000.00	3,515,740.90	3,671,319.60	1.045960
Medium Term Corporate Note	U.S. BANCORP	91159HHC7	3.000	2.7951	03/08/19	03/15/22	5,000,000.00	5,014,948.57	5,130,950.00	1.026190
Medium Term Corporate Note	NEW YORK LIFE	64952WDG5	2.875	2.7501	04/26/19	04/10/24	5,000,000.00	5,020,697.82	5,349,950.00	1.069990
Medium Term Corporate Note	ESTEE LAUDER CO	29736RAE0	2.350	2.4200	05/17/19	08/15/22	5,000,000.00	4,994,872.86	5,144,200.00	1.028840
Medium Term Corporate Note	WELLS FARGO BANK	94988J5T0	3.625	2.7984	05/10/19	10/22/21	5,000,000.00	5,040,477.13	5,093,000.00	1.018600
Medium Term Corporate Note	APPLE INC	037833CU2	2.850	2.6366	05/21/19	05/11/24	5,000,000.00	5,035,455.06	5,349,550.00	1.069910
Medium Term Corporate Note	HARVARD PRES & FELLOWS	740816AJ2	2.300	2.3860	05/24/19	10/01/23	4,000,000.00	3,990,096.83	4,178,040.00	1.044510
Medium Term Corporate Note	ORACLE	68389XBR5	2.625	2.2240	07/25/19	02/15/23	4,990,000.00	5,028,935.14	5,205,767.60	1.043240
Medium Term Corporate Note	WAL-MART STORES	931142EL3	2.850	1.8859	10/01/19	07/08/24	5,000,000.00	5,162,524.86	5,377,050.00	1.075410
Medium Term Corporate Note	HSBC USA INC	40434CAD7	3.500	2.1493	10/23/19	06/23/24	5,000,000.00	5,226,532.36	5,449,600.00	1.089920
Medium Term Corporate Note	SHELL INTERNATIONAL FIN	822582CC4	2.000	2.0998	11/14/19	11/07/24	5,000,000.00	4,980,943.28	5,205,550.00	1.041110
Medium Term Corporate Note	ORACLE	68389XAP0	2.500	1.7863	01/10/20	10/15/22	5,000,000.00	5,069,805.75	5,179,700.00	1.035940
Medium Term Corporate Note	NOVARTIS CAPITAL CORP	66989HAE8	2.400	1.6500	01/23/20	09/21/22	5,000,000.00	5,073,476.89	5,162,100.00	1.032420
Medium Term Corporate Note	CHEVRON CORP	166764AB6	2.355	1.7642	01/24/20	12/05/22	5,000,000.00	5,057,804.16	5,154,650.00	1.030930
Medium Term Corporate Note	GUARDIAN LIFE	40139LAC7	1.950	1.6104	01/31/20	10/27/21	5,000,000.00	5,016,775.36	5,055,750.00	1.011150
Medium Term Corporate Note	SHELL INTERNATIONAL FIN	822582BZ4	3.500	1.7172	02/05/20	11/13/23	5,000,000.00	5,259,557.68	5,408,800.00	1.081760
Medium Term Corporate Note	SANOFI PHARMACEUTICAL	801060AC8	3.375	1.6725	02/06/20	06/19/23	5,000,000.00	5,207,578.50	5,337,900.00	1.067580
Medium Term Corporate Note	TOYOTA MOTOR CREDIT CORP	89236TGT6	1.800	1.8000	02/13/20	02/13/25	5,000,000.00	5,000,000.00	5,155,950.00	1.031190
Medium Term Corporate Note	PROTECTIVE LIFE	74368CAE4	1.999	1.1801	04/30/20	09/14/21	5,000,000.00	5,040,587.08	5,045,650.00	1.009130
Medium Term Corporate Note	EXXON MOBIL CORPORATION	30231GBH4	2.992	1.3664	05/15/20	03/19/25	5,000,000.00	5,353,573.12	5,379,900.00	1.075980
Medium Term Corporate Note	FLORIDA POWER & LIGHT	341081FZ5	2.850	0.9313	06/01/20	04/01/25	5,000,000.00	5,421,835.67	5,356,700.00	1.071340
Medium Term Corporate Note	US Bank NA Cincinnati	90331HMS9	2.800	0.6414	11/25/20	01/27/25	5,000,000.00	5,425,546.80	5,340,100.00	1.068020
Medium Term Corporate Note	PRINCIPAL LFE GLB FND II	74256LEE5	1.250	0.7601	01/12/21	06/23/25	5,000,000.00	5,110,198.61	5,024,600.00	1.004920
Medium Term Corporate Note	TOYOTA MOTOR CREDIT CORP	89236THY4	0.700	0.7000	01/20/21	01/20/26	5,000,000.00	5,000,000.00	4,906,800.00	0.981360
Medium Term Corporate Note	JP MORGAN CHASE	46632FRU1	0.700	0.7000	01/22/21	01/22/26	5,000,000.00	5,000,000.00	4,902,900.00	0.980580
Medium Term Corporate Note	CREDIT SUISSE	22550L2D2	1.000	0.2800	02/08/21	05/05/23	5,000,000.00	5,093,303.47	5,064,006.00	1.012801
Medium Term Corporate Note	LLOYDS BANK	53944VAH2	3.500	0.7800	02/03/21	05/14/25	5,000,000.00	5,609,802.78	5,479,307.00	1.095861
<b>Total Count 39</b>			<b>2.587</b>	<b>2.0928</b>			<b>189,450,000.00</b>	<b>192,488,073.45</b>	<b>197,424,809.70</b>	<b>1.042095</b>

Money Market	Issuer	CUSIP	Coupon Rate	Yield Matur	Purchase Date	Maturity Date	Ending Par Val/Shares	Amor Value On 02/28/21	Ending Market Val	Ending Unit Price
Money Market	FIDELITY INVESTMENTS		0.010	0.0100	12/10/90	Open	50,000,000.00	50,000,000.00	50,000,000.00	1.000000
	<b>Total Count 1</b>		<b>0.010</b>	<b>0.0100</b>			<b>50,000,000.00</b>	<b>50,000,000.00</b>	<b>50,000,000.00</b>	<b>1.000000</b>

Municipal Bond	Issuer	CUSIP	Coupon Rate	Yield Matur	Purchase Date	Maturity Date	Ending Par Val/Shares	Amor Value On 02/28/21	Ending Market Val	Ending Unit Price
Municipal Bond	STATE OF CALIFORNIA	13063DDG0	2.250	2.8401	01/22/19	10/01/23	5,000,000.00	4,915,718.04	5,237,200.00	1.047440
Municipal Bond	STATE OF CALIFORNIA	13063DLZ9	3.000	2.5002	05/01/19	04/01/24	5,000,000.00	5,083,257.45	5,383,700.00	1.076740
Municipal Bond	CALIFORNIA ST HOUSING FINANCE	13034PZJ9	2.612	2.6120	05/08/19	02/01/22	3,500,000.00	3,500,000.00	3,559,885.00	1.017110
Municipal Bond	CALIFORNIA DEPT WATER RESOURCE	13066YTZ2	2.000	2.0000	06/06/19	05/01/22	4,000,000.00	4,000,000.00	4,082,640.00	1.020660
Municipal Bond	STATE OF CONNECTICUT	20772KAE9	2.990	1.9630	10/17/19	01/15/23	5,000,000.00	5,100,225.99	5,257,450.00	1.051490
Municipal Bond	NEW YORK STATE URBAN DEV	64985TAY7	2.020	2.0200	10/30/19	03/15/24	5,000,000.00	5,000,000.00	5,181,250.00	1.036250
Municipal Bond	TEXAS A&M UNIVERSITY	88213AKA2	2.349	1.6402	01/23/20	05/15/23	5,000,000.00	5,086,456.24	5,230,450.00	1.046090
Municipal Bond	STATE OF WISCONSIN	977100CZ7	2.049	2.0490	03/25/20	05/01/23	4,000,000.00	4,000,000.00	4,145,960.00	1.036490
Municipal Bond	STATE OF CALIFORNIA	13063DAD0	2.367	2.0004	03/26/20	04/01/22	5,330,000.00	5,358,735.56	5,452,963.10	1.023070
Municipal Bond	STATE OF CALIFORNIA	13063CP87	1.500	1.3002	03/27/20	04/01/21	5,000,000.00	5,004,962.74	5,005,500.00	1.001100
Municipal Bond	STATE OF CALIFORNIA	13063DAC2	2.625	1.7008	03/30/20	04/01/21	5,000,000.00	5,022,909.53	5,010,150.00	1.002030
Municipal Bond	CITY OF VALLEJO	919259BL4	1.469	1.4690	03/31/20	05/01/23	1,500,000.00	1,500,000.00	1,524,570.00	1.016380
Municipal Bond	STATE OF HAWAII	419792YL4	2.770	1.6101	04/03/20	01/01/22	3,750,000.00	3,792,977.33	3,830,737.50	1.021530
Municipal Bond	STATE OF CALIFORNIA	13063DAC2	2.625	0.7874	04/28/20	04/01/21	5,000,000.00	5,045,760.84	5,010,150.00	1.002030
Municipal Bond	COUNTY OF RIVERSIDE CA	76913CAZ2	2.667	2.2601	05/06/20	02/15/25	5,000,000.00	5,077,386.92	5,253,400.00	1.050680
Municipal Bond	TEXAS A&M UNIVERSITY	88213ALV5	2.877	1.0002	05/15/20	05/15/25	3,000,000.00	3,247,147.82	3,273,510.00	1.091170
Municipal Bond	NEW YORK STATE URBAN DEV	650036AR7	0.720	0.7200	06/25/20	03/15/23	1,250,000.00	1,250,000.00	1,258,062.50	1.006450
Municipal Bond	ANTELOPE VALLY UNION HIGH	036717MN3	2.396	0.8301	10/30/20	08/01/25	1,775,000.00	1,897,518.82	1,884,641.75	1.061770
Municipal Bond	COUNTY OF WESTCHESTER NY	95736VAY8	0.750	0.7456	11/05/20	07/01/25	1,940,000.00	1,940,378.06	1,929,058.40	0.994360
Municipal Bond	UNIVERSITY OF CALIFORNIA	91412HGE7	0.883	0.4113	02/02/21	05/15/25	5,000,000.00	5,109,543.19	5,071,200.00	1.014240
	<b>Total Count 20</b>		<b>2.256</b>	<b>1.7209</b>			<b>80,045,000.00</b>	<b>80,932,978.53</b>	<b>82,582,478.25</b>	<b>1.031701</b>

State Pool	Issuer	CUSIP	Coupon Rate	Yield Matur	Purchase Date	Maturity Date	Ending Par Val/Shares	Amor Value On 02/28/21	Ending Market Val	Ending Unit Price
State Pool	STATE OF CALIFORNIA		0.370	0.3700	01/01/88	Open	28,196,503.13	28,196,503.13	28,196,503.13	1.000000
State Pool	STATE OF CALIFORNIA		0.370	0.3700	11/30/01	Open	11,398,487.65	11,398,487.65	11,398,487.65	1.000000
	<b>Total Count 2</b>		<b>0.370</b>	<b>0.3700</b>			<b>39,594,990.78</b>	<b>39,594,990.78</b>	<b>39,594,990.78</b>	<b>1.000000</b>

Supranational	Issuer	CUSIP	Coupon Rate	Yield Matur	Purchase Date	Maturity Date	Ending Par Val/Shares	Amor Value On 02/28/21	Ending Market Val	Ending Unit Price
Supranational	INTL BK RECON & DEVELOP	459058FF5	1.750	2.6580	02/01/19	04/19/23	5,000,000.00	4,890,883.52	5,160,000.00	1.032000
Supranational	INTER AMERICAN DEVELOPMNT BANK	4581XoCF3	3.000	0.2411	02/01/21	02/21/24	5,000,000.00	5,412,101.02	5,381,840.00	1.076368
<b>Total Count 2</b>			<b>2.407</b>	<b>1.3884</b>			<b>10,000,000.00</b>	<b>10,302,984.54</b>	<b>10,541,840.00</b>	<b>1.054184</b>

Time Deposit	Issuer	CUSIP	Coupon Rate	Yield Matur	Purchase Date	Maturity Date	Ending Par Val/Shares	Amor Value On 02/28/21	Ending Market Val	Ending Unit Price
Time Deposit	PREMIER VALLEY BANK		0.260	0.2597	03/26/20	03/25/21	1,400,000.00	1,400,000.00	1,400,000.00	1.000000
Time Deposit	PREMIER VALLEY BANK		0.250	0.2497	05/14/20	05/13/21	1,600,000.00	1,600,000.00	1,600,000.00	1.000000
Time Deposit	PREMIER VALLEY BANK		0.010	0.0100	01/14/21	01/13/22	1,400,000.00	1,400,000.00	1,400,000.00	1.000000
<b>Total Count 3</b>			<b>0.177</b>	<b>0.1766</b>			<b>4,400,000.00</b>	<b>4,400,000.00</b>	<b>4,400,000.00</b>	<b>1.000000</b>

Treasury Note	Issuer	CUSIP	Coupon Rate	Yield Matur	Purchase Date	Maturity Date	Ending Par Val/Shares	Amor Value On 02/28/21	Ending Market Val	Ending Unit Price
Treasury Note	U.S. TREASURY	912828RC6	2.125	2.4645	04/02/18	08/15/21	5,000,000.00	4,991,614.74	5,048,050.00	1.009610
Treasury Note	U.S. TREASURY	9128284P2	2.625	2.6041	05/25/18	05/15/21	5,000,000.00	5,000,515.94	5,026,250.00	1.005250
Treasury Note	U.S. TREASURY	9128282S8	1.625	2.2322	05/01/19	08/31/22	5,000,000.00	4,940,940.66	5,110,950.00	1.022190
Treasury Note	U.S. TREASURY	912828G87	2.125	2.0047	05/30/19	12/31/21	5,000,000.00	5,005,923.34	5,084,750.00	1.016950
Treasury Note	U.S. TREASURY	912828XX3	2.000	1.5701	10/18/19	06/30/24	5,000,000.00	5,072,926.83	5,266,400.00	1.053280
Treasury Note	U.S. TREASURY	9128285L0	2.875	1.6000	11/27/19	11/15/21	5,000,000.00	5,062,990.81	5,098,450.00	1.019690
Treasury Note	U.S. TREASURY	9128286U9	2.125	1.6000	12/02/19	05/15/22	10,000,000.00	10,077,503.89	10,241,000.00	1.024100
Treasury Note	U.S. TREASURY	9128284X5	2.750	1.6374	12/31/19	08/31/23	5,000,000.00	5,162,206.66	5,313,500.00	1.062700
Treasury Note	U.S. TREASURY	912828G38	2.250	1.6900	12/31/19	11/15/24	5,000,000.00	5,107,858.41	5,324,400.00	1.064880
Treasury Note	U.S. TREASURY	9128284W7	2.750	1.4700	01/30/20	08/15/21	5,000,000.00	5,031,766.51	5,062,100.00	1.012420
Treasury Note	U.S. TREASURY	91282CBC4	0.375	0.4447	01/20/21	12/31/25	10,000,000.00	9,968,011.82	9,820,300.00	0.982030
<b>Total Count 11</b>			<b>2.014</b>	<b>1.6432</b>			<b>65,000,000.00</b>	<b>65,422,259.61</b>	<b>66,396,150.00</b>	<b>1.021479</b>

US Sovereign Bond Guarante	Issuer	CUSIP	Coupon Rate	Yield Matur	Purchase Date	Maturity Date	Ending Par Val/Shares	Amor Value On 02/28/21	Ending Market Val	Ending Unit Price
US Sovereign Bond Guarante	AID-ISRAEL	46513EGV8	5.500	2.5770	02/28/19	12/04/23	4,815,000.00	5,218,819.15	5,501,619.00	1.142600
<b>Total Count 1</b>			<b>5.500</b>	<b>2.5770</b>			<b>4,815,000.00</b>	<b>5,218,819.15</b>	<b>5,501,619.00</b>	<b>1.142600</b>

<b>Investment Total</b>			<b>1.917</b>	<b>1.5507</b>			<b>658,304,990.78</b>	<b>664,211,590.22</b>	<b>675,625,819.03</b>	<b>1.026311</b>
-------------------------	--	--	--------------	---------------	--	--	-----------------------	-----------------------	-----------------------	-----------------