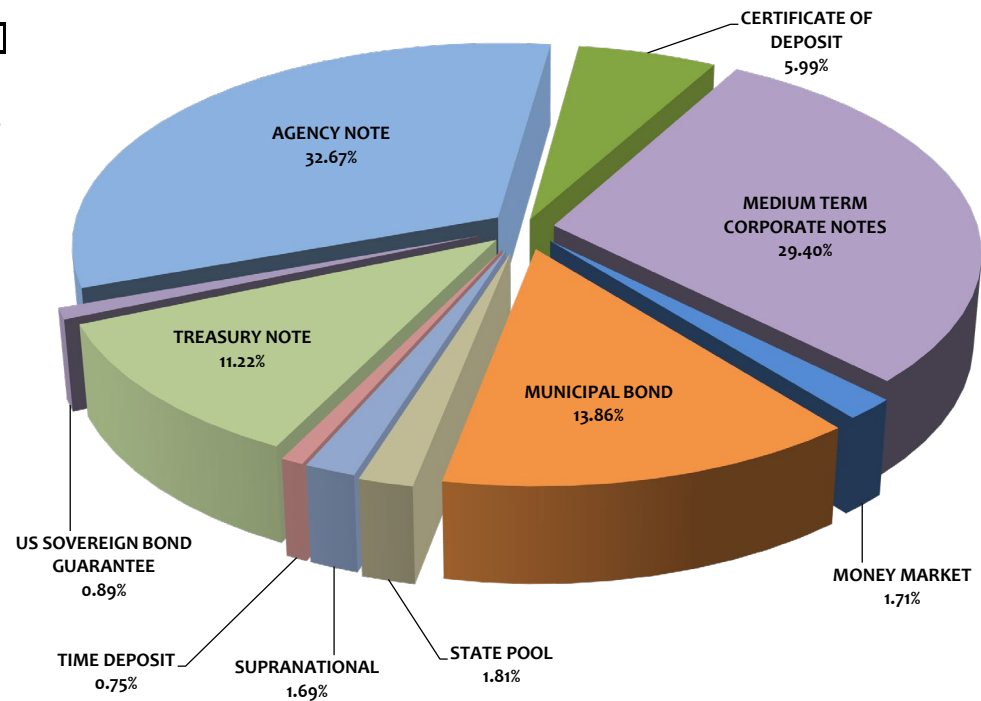




ASSET ALLOCATION					
Assets	Current Par Value	Current Book Value	Market Value	Mkt/Book	Yield to Maturity
AGENCY NOTE	\$190,000,000	\$190,854,638	\$193,961,300	101.63%	1.26%
CERTIFICATE OF DEPOSIT	35,000,000	35,000,000	36,933,433	105.52%	2.20%
MEDIUM TERM CORPORATE NOTES	169,450,000	171,741,687	178,134,846	103.72%	2.35%
MONEY MARKET	10,000,000	10,000,000	10,000,000	100.00%	0.01%
MUNICIPAL BOND	80,045,000	80,936,604	82,787,515	102.29%	1.76%
STATE POOL	10,552,529	10,552,529	10,552,529	100.00%	0.49%
SUPRANATIONAL	10,000,000	9,890,884	10,179,800	102.92%	2.20%
TIME DEPOSIT	4,400,000	4,400,000	4,400,000	100.00%	0.51%
TREASURY NOTE	65,000,000	65,508,246	66,872,800	102.08%	1.82%
US SOVEREIGN BOND GUARANTEE	4,815,000	5,218,819	5,548,806	106.32%	2.58%
Totals	\$579,262,529	\$584,103,407	\$599,371,029	102.61%	1.76%

Pooled Portfolio Composition by Book Value

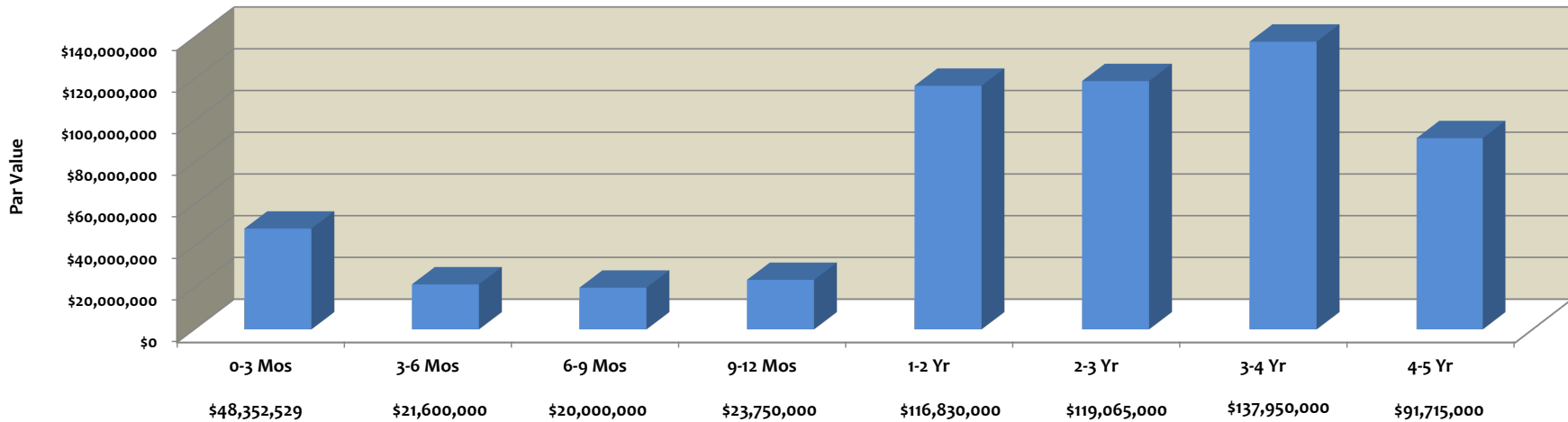
Portfolio Breakdown & Statistics		
	December 31, 2020	December 31, 2019
AMORTIZED COST	\$584,103,407	\$593,063,909
AVERAGE DAYS TO MATURITY	878	802
CURRENT MONTH RETURN ON INVEST	1.97%	2.21%
EARNED INTEREST-CURR MONTH	\$1,022,156	\$1,053,342
EARNED INTEREST	\$5,733,033	\$6,589,000





MATURITY DISTRIBUTION									
Current Par Value	0-3 Mos	3-6 Mos	6-9 Mos	9-12 Mos	1-2 Yr	2-3 Yr	3-4 Yr	4-5 Yr	Totals
AGENCY NOTE	\$5,000,000	\$ -	\$ -	\$ -	\$35,000,000	\$25,000,000	\$70,000,000	\$55,000,000	\$ 190,000,000.00
MEDIUM TERM CORPORATE NOTES	5,000,000	-	10,000,000	10,000,000	49,000,000	47,500,000	27,950,000	20,000,000	\$ 169,450,000.00
MONEY MARKET	10,000,000	-	-	-	-	-	-	-	\$ 10,000,000.00
STATE POOL	10,552,529	-	-	-	-	-	-	-	\$ 10,552,528.54
TIME DEPOSIT	2,800,000	1,600,000	-	-	-	-	-	-	\$ 4,400,000.00
TREASURY NOTE	10,000,000	5,000,000	10,000,000	10,000,000	15,000,000	5,000,000	10,000,000	-	\$ 65,000,000.00
CERTIFICATE OF DEPOSIT	-	-	-	-	5,000,000	5,000,000	20,000,000	5,000,000	\$ 35,000,000.00
MUNICIPAL BOND	5,000,000	15,000,000	-	3,750,000	12,830,000	21,750,000	10,000,000	11,715,000	\$ 80,045,000.00
SUPRANATIONAL	-	-	-	-	-	10,000,000	-	-	\$ 10,000,000.00
US SOVEREIGN BOND GUARANTEE	-	-	-	-	-	4,815,000	-	-	\$ 4,815,000.00
Totals	\$48,352,529	\$21,600,000	\$20,000,000	\$23,750,000	\$116,830,000	\$119,065,000	\$137,950,000	\$91,715,000	\$579,262,529
% of Portfolio	8.35%	3.73%	3.45%	4.10%	20.17%	20.55%	23.81%	15.83%	100.00%

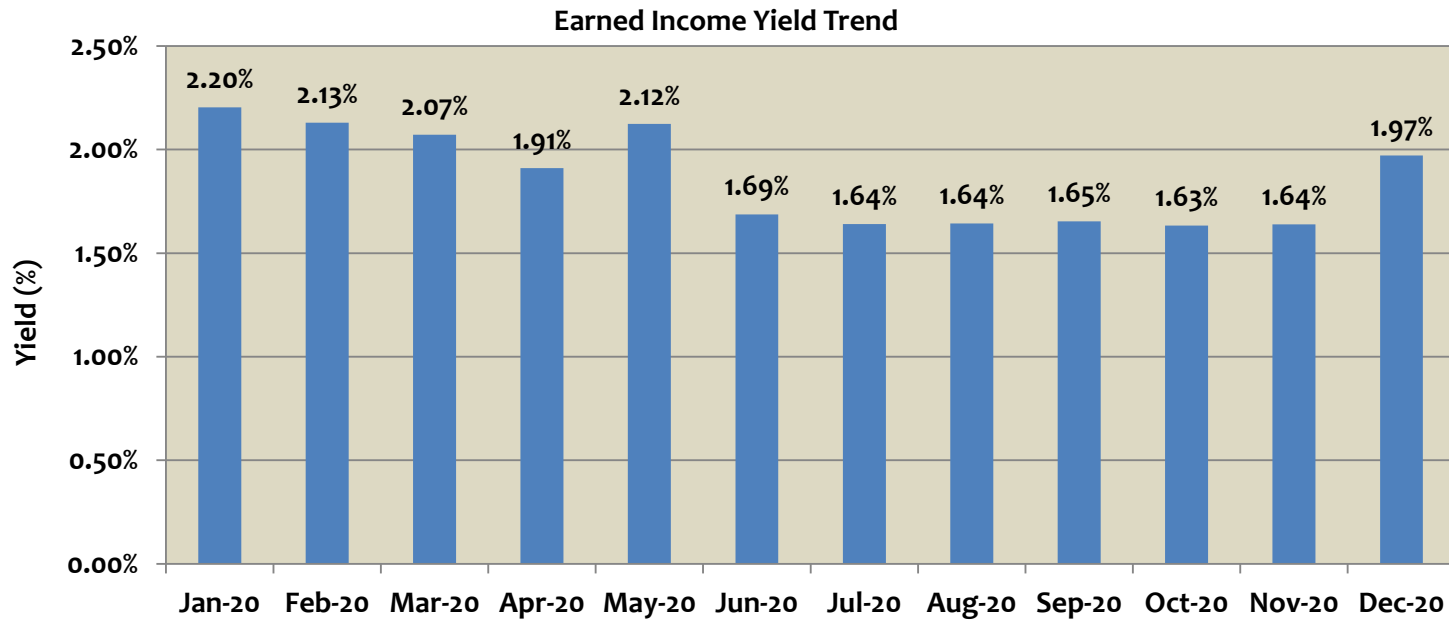
Maturity Distribution
December 31, 2020





PORTFOLIO - EARNED INCOME YIELD

Month	Earned Income Yield
Jan-20	2.20%
Feb-20	2.13%
Mar-20	2.07%
Apr-20	1.91%
May-20	2.12%
Jun-20	1.69%
Jul-20	1.64%
Aug-20	1.64%
Sep-20	1.65%
Oct-20	1.63%
Nov-20	1.64%
Dec-20	1.97%



In accordance with State Law, the Finance Director certifies that the securities held in the City Investment Portfolio, comply with City policies. The Finance Director further certifies that the City has Operating Funds available to meet its expenditure requirements for the next six months.

Amortized Cost - the total amount at which investments are carried on the City books. This amount includes the amortization and accretion of premiums and discounts, respectively.

Market Value - the total amount at which investments are being sold in the market. Market prices are provided by the Bank of New York.

Maturity Value - (also referred to as "par value") the total amount of the face or stated value of the investments at maturity.

Average Days to Maturity - the average time in days left in the maturity of the investments.

Monthly Yield - the rate of return on investments as expressed in a percentage.

Earned Interest - the amount of income realized by all investments.



Agency Note	Issuer	CUSIP	Coupon Rate	Yield Matur	Purchase Date	Maturity Date	Ending Par Val/Shares	Amor Value On 12/31/20	Ending Market Val	Ending Unit Price
Agency Note	FARMER MAC	31422BF39	0.410	0.4100	06/23/20	06/23/23	5,000,000.00	5,000,000.00	5,002,000.00	1.000400
Agency Note	FED FARM CREDIT BANK	3133EFWB9	0.484	1.6208	01/22/16	01/22/21	5,000,000.00	5,000,000.00	5,000,900.00	1.000180
Agency Note	FED FARM CREDIT BANK	3133ELMC5	1.530	1.5300	02/10/20	02/10/22	10,000,000.00	10,000,000.00	10,013,800.00	1.001380
Agency Note	FED FARM CREDIT BANK	3133EMHE5	0.170	0.1852	12/07/20	11/30/22	5,000,000.00	4,998,665.28	4,999,050.00	0.999810
Agency Note	FED FARM CREDIT BANK	3133EL3E2	0.320	0.3200	08/10/20	08/10/23	5,000,000.00	5,000,000.00	4,999,350.00	0.999870
Agency Note	FED FARM CREDIT BANK	3133EKBW5	2.610	2.6100	02/27/19	02/27/24	5,000,000.00	5,000,000.00	5,370,350.00	1.074070
Agency Note	FED FARM CREDIT BANK	3133ELSL9	1.050	1.0500	03/12/20	03/12/24	5,000,000.00	5,000,000.00	5,004,250.00	1.000850
Agency Note	FED FARM CREDIT BANK	3133ELQ56	0.570	0.5700	07/02/20	07/02/24	5,000,000.00	5,000,000.00	5,001,650.00	1.000330
Agency Note	FED FARM CREDIT BANK	3133EKA63	1.600	1.6000	08/16/19	08/16/24	10,000,000.00	10,000,000.00	10,477,000.00	1.047700
Agency Note	FED FARM CREDIT BANK	3133EKP75	1.600	1.4076	10/04/19	09/17/24	5,000,000.00	5,037,285.14	5,253,200.00	1.050640
Agency Note	FED FARM CREDIT BANK	3133ELZ80	0.580	0.5800	07/29/20	07/29/25	5,000,000.00	5,000,000.00	4,999,800.00	0.999960
Agency Note	FED FARM CREDIT BANK	3133EMAU6	0.500	0.5000	09/22/20	09/22/25	10,000,000.00	10,000,000.00	9,962,400.00	0.996240
Agency Note	FED FARM CREDIT BANK	3133EMCP5	0.520	0.5301	10/14/20	10/14/25	5,000,000.00	4,997,500.00	5,000,550.00	1.000110
Agency Note	FED HOME LOAN BANK	313378WG2	2.500	2.4593	03/12/19	03/11/22	5,000,000.00	5,002,982.35	5,141,500.00	1.028300
Agency Note	FED HOME LOAN BANK	3130A3KM5	2.500	2.3160	12/27/17	12/09/22	5,000,000.00	5,017,874.89	5,227,100.00	1.045420
Agency Note	FED HOME LOAN BANK	3130ADRC9	2.750	2.5800	03/04/19	03/10/23	5,000,000.00	5,020,451.09	5,284,750.00	1.056950
Agency Note	FED HOME LOAN BANK	3130AFRW9	2.700	2.5516	02/26/19	08/28/23	5,000,000.00	5,021,298.49	5,339,900.00	1.067980
Agency Note	FED HOME LOAN BANK	3130A0XE5	3.250	2.5800	03/08/19	03/08/24	5,000,000.00	5,111,423.66	5,482,400.00	1.096480
Agency Note	FED HOME LOAN BANK	3130AB3H7	2.375	0.8307	03/16/20	03/08/24	5,000,000.00	5,265,814.09	5,339,300.00	1.067860
Agency Note	FED HOME LOAN BANK	3130A2UW4	2.875	1.6639	10/24/19	09/13/24	5,000,000.00	5,233,406.30	5,483,400.00	1.096680
Agency Note	FED HOME LOAN BANK	3130A3GE8	2.750	1.7080	12/13/19	12/13/24	5,000,000.00	5,200,605.13	5,476,250.00	1.095250
Agency Note	FED HOME LOAN MORT CORP	3134GWQM1	0.210	0.2100	08/19/20	08/19/22	5,000,000.00	5,000,000.00	5,000,800.00	1.000160
Agency Note	FED HOME LOAN MORT CORP	3134GV5M6	0.400	0.4000	07/14/20	07/14/23	5,000,000.00	5,000,000.00	5,007,050.00	1.001410
Agency Note	FED HOME LOAN MORT CORP	3134GUR51	1.770	1.7700	01/15/20	07/15/24	10,000,000.00	10,000,000.00	10,004,500.00	1.000450
Agency Note	FED HOME LOAN MORT CORP	3134GUF21	1.920	1.9200	01/06/20	01/06/25	10,000,000.00	10,000,000.00	10,001,000.00	1.000100
Agency Note	FED HOME LOAN MORT CORP	3136G4YP2	0.720	0.7200	07/09/20	07/09/25	5,000,000.00	5,000,000.00	5,001,300.00	1.000260
Agency Note	FED HOME LOAN MORT CORP	3134GXCH5	0.600	0.6000	11/25/20	11/25/25	5,000,000.00	5,000,000.00	5,002,700.00	1.000540
Agency Note	FEDERAL NAT MORTGAGE ASSOC	3135G0T45	1.875	2.5955	12/27/18	04/05/22	5,000,000.00	4,947,331.91	5,110,500.00	1.022100
Agency Note	FEDERAL NAT MORTGAGE ASSOC	3135GA6K2	0.500	0.5000	12/30/20	06/30/25	5,000,000.00	5,000,000.00	5,005,400.00	1.001080
Agency Note	FEDERAL NAT MORTGAGE ASSOC	3136G4ZR7	0.700	0.7000	07/21/20	07/21/25	5,000,000.00	5,000,000.00	5,004,650.00	1.000930
Agency Note	FEDERAL NAT MORTGAGE ASSOC	3136G4N82	0.490	0.4900	08/21/20	08/21/25	10,000,000.00	10,000,000.00	9,959,300.00	0.995930
Agency Note	FEDERAL NAT MORTGAGE ASSOC	3135GA3W9	0.600	0.6000	11/25/20	11/25/25	5,000,000.00	5,000,000.00	5,005,200.00	1.001040
Total Count 32			1.355	1.2622			190,000,000.00	190,854,638.33	193,961,300.00	1.020849

Certificate of Deposit	Issuer	CUSIP	Coupon Rate	Yield Matur	Purchase Date	Maturity Date	Ending Par Val/Shares	Amor Value On 12/31/20	Ending Market Val	Ending Unit Price
Certificate of Deposit	MORGAN STANLEY	61760A6Q7	1.850	1.8500	01/30/20	01/30/23	5,000,000.00	5,000,000.00	5,174,030.50	1.034806
Certificate of Deposit	MORGAN STANLEY	61768EBM4	1.650	1.6500	03/05/20	03/05/24	5,000,000.00	5,000,000.00	5,223,678.00	1.044736
Certificate of Deposit	MORGAN STANLEY	61690ULQ1	1.950	1.9711	10/10/19	10/10/24	5,000,000.00	5,000,000.00	5,313,175.50	1.062635
Certificate of Deposit	MORGAN STANLEY	61690UMT4	1.950	1.9711	10/31/19	10/31/24	5,000,000.00	5,000,000.00	5,316,516.50	1.063303
Certificate of Deposit	MORGAN STANLEY	61768EAQ6	1.800	1.8000	02/20/20	02/20/25	5,000,000.00	5,000,000.00	5,305,444.50	1.061089
Certificate of Deposit	WELLS FARGO BANK	949763XG6	2.900	2.9000	01/30/19	01/31/22	5,000,000.00	5,000,000.00	5,141,074.00	1.028215
Certificate of Deposit	WELLS FARGO BANK	949763WR3	3.350	3.3500	01/09/19	01/09/24	1,000,000.00	1,000,000.00	1,094,981.50	1.094982
Certificate of Deposit	WELLS FARGO BANK	949763WU6	3.200	3.2000	01/18/19	01/18/24	4,000,000.00	4,000,000.00	4,364,532.40	1.091133
Total Count 8			2.190	2.1960			35,000,000.00	35,000,000.00	36,933,432.90	1.055241

Medium Term Corporate Note	Issuer	CUSIP	Coupon Rate	Yield Matur	Purchase Date	Maturity Date	Ending Par Val/Shares	Amor Value On 12/31/20	Ending Market Val	Ending Unit Price
Medium Term Corporate Note	APPLE INC	037833BU3	2.850	2.7654	03/06/19	02/23/23	3,510,000.00	3,517,127.53	3,685,956.30	1.050130
Medium Term Corporate Note	APPLE INC	037833CU2	2.850	2.6366	05/21/19	05/11/24	5,000,000.00	5,035,455.06	5,391,250.00	1.078250
Medium Term Corporate Note	BANK OF AMERICA	06051GFZ7	2.503	2.9110	01/29/18	10/21/22	5,000,000.00	4,960,647.01	5,089,500.00	1.017900
Medium Term Corporate Note	BANK OF NEW YORK	06406HCS6	3.650	3.1079	03/01/19	02/04/24	2,950,000.00	3,002,645.98	3,234,557.00	1.096460
Medium Term Corporate Note	Berkshire Hathaway Inc.	084670BR8	2.750	3.3102	12/18/18	03/15/23	5,000,000.00	4,933,316.29	5,250,800.00	1.050160
Medium Term Corporate Note	CATERPILLAR, INC.	14913QAA7	2.400	2.6510	01/29/18	06/06/22	5,000,000.00	4,981,665.21	5,151,150.00	1.030230
Medium Term Corporate Note	CHEVRON CORP	166764AB6	2.355	1.7642	01/24/20	12/05/22	5,000,000.00	5,057,804.16	5,177,800.00	1.035560
Medium Term Corporate Note	CHEVRON CORP	166764AH3	3.191	3.5000	11/26/18	06/24/23	5,000,000.00	4,963,320.60	5,317,800.00	1.063560
Medium Term Corporate Note	CITIBANK NA	17325FAQ1	3.400	3.2253	01/16/19	07/23/21	5,000,000.00	5,008,528.35	5,073,650.00	1.014730
Medium Term Corporate Note	ESTEE LAUDER CO	29736RAE0	2.350	2.4200	05/17/19	08/15/22	5,000,000.00	4,993,204.52	5,166,400.00	1.033280
Medium Term Corporate Note	EXXON MOBIL CORPORATION	30231GBH4	2.992	1.3664	05/15/20	03/19/25	5,000,000.00	5,353,573.12	5,472,500.00	1.094500
Medium Term Corporate Note	FLORIDA POWER & LIGHT	341081FZ5	2.850	0.9313	06/01/20	04/01/25	5,000,000.00	5,421,835.67	5,441,250.00	1.088250
Medium Term Corporate Note	GUARDIAN LIFE	40139LAC7	1.950	1.6104	01/31/20	10/27/21	5,000,000.00	5,016,775.36	5,069,100.00	1.013820
Medium Term Corporate Note	HARVARD PRES & FELLOWS	740816AJ2	2.300	2.3860	05/24/19	10/01/23	4,000,000.00	3,990,096.83	4,200,640.00	1.050160
Medium Term Corporate Note	HSBC USA INC	40434CAD7	3.500	2.1493	10/23/19	06/23/24	5,000,000.00	5,226,532.36	5,472,200.00	1.094440
Medium Term Corporate Note	IBM CREDIT CORP	44932HAC7	2.200	2.3040	09/15/17	09/08/22	6,000,000.00	5,987,870.25	6,209,220.00	1.034870
Medium Term Corporate Note	NEW YORK LIFE	64952WDG5	2.875	2.7501	04/26/19	04/10/24	5,000,000.00	5,020,697.82	5,373,800.00	1.074760
Medium Term Corporate Note	NOVARTIS CAPITAL CORP	66989HAE8	2.400	1.6500	01/23/20	09/21/22	5,000,000.00	5,073,476.89	5,184,500.00	1.036900
Medium Term Corporate Note	ORACLE	68389XAP0	2.500	1.7863	01/10/20	10/15/22	5,000,000.00	5,069,805.75	5,197,150.00	1.039430
Medium Term Corporate Note	ORACLE	68389XBR5	2.625	2.2240	07/25/19	02/15/23	4,990,000.00	5,038,402.79	5,223,082.90	1.046710
Medium Term Corporate Note	ORACLE	68389XBL8	2.400	2.9284	02/13/19	09/15/23	5,000,000.00	4,924,641.81	5,257,500.00	1.051500
Medium Term Corporate Note	PRICOA GLOBAL FUNDING	741531FA0	3.450	3.1799	02/04/19	09/01/23	5,000,000.00	5,038,359.76	5,395,400.00	1.079080
Medium Term Corporate Note	PROTECTIVE LIFE	74368CAE4	1.999	1.1801	04/30/20	09/14/21	5,000,000.00	5,040,587.08	5,059,200.00	1.011840
Medium Term Corporate Note	SANOFI PHARMACEUTICAL	801060AC8	3.375	1.6725	02/06/20	06/19/23	5,000,000.00	5,207,578.50	5,362,700.00	1.072540
Medium Term Corporate Note	SHELL INTERNATIONAL FIN	822582BZ4	3.500	1.7172	02/05/20	11/13/23	5,000,000.00	5,259,557.68	5,442,800.00	1.088560
Medium Term Corporate Note	SHELL INTERNATIONAL FIN	822582CC4	2.000	2.0998	11/14/19	11/07/24	5,000,000.00	4,980,943.28	5,268,650.00	1.053730
Medium Term Corporate Note	TOYOTA MOTOR CREDIT CORP	89236TCQ6	2.800	3.1012	04/19/18	07/13/22	3,000,000.00	2,982,607.74	3,113,640.00	1.037880
Medium Term Corporate Note	TOYOTA MOTOR CREDIT CORP	89236TGT6	1.800	1.8000	02/13/20	02/13/25	5,000,000.00	5,000,000.00	5,242,950.00	1.048590
Medium Term Corporate Note	U.S. BANCORP	91159HHP8	2.625	3.2771	05/24/18	01/24/22	5,000,000.00	4,952,655.61	5,114,750.00	1.022950
Medium Term Corporate Note	U.S. BANCORP	91159HHC7	3.000	2.7951	03/08/19	03/15/22	5,000,000.00	5,014,948.57	5,153,100.00	1.030620
Medium Term Corporate Note	US Bank NA Cincinnati	90331HNV1	3.400	3.4812	11/26/18	07/24/23	5,000,000.00	4,990,862.34	5,368,950.00	1.073790
Medium Term Corporate Note	US Bank NA Cincinnati	90331HMS9	2.800	0.6414	11/25/20	01/27/25	5,000,000.00	5,489,488.89	5,441,700.00	1.088340
Medium Term Corporate Note	WAL-MART STORES	931142EL3	2.850	1.8859	10/01/19	07/08/24	5,000,000.00	5,184,883.28	5,409,250.00	1.081850
Medium Term Corporate Note	WELLS FARGO BANK	94988J5N3	2.600	3.3600	11/06/18	01/15/21	5,000,000.00	4,981,313.92	5,003,250.00	1.000650
Medium Term Corporate Note	WELLS FARGO BANK	94988J5T0	3.625	2.7984	05/10/19	10/22/21	5,000,000.00	5,040,477.13	5,118,700.00	1.023740
Total Count 35			2.755	2.3463			169,450,000.00	171,741,687.14	178,134,846.20	1.051253

Money Market	Issuer	CUSIP	Coupon Rate	Yield Matur	Purchase Date	Maturity Date	Ending Par Val/Shares	Amor Value On 12/31/20	Ending Market Val	Ending Unit Price
Money Market	FIDELITY INVESTMENTS	62349865	0.010	0.0100	12/10/90	Open	10,000,000.00	10,000,000.00	10,000,000.00	1.000000
Total Count 1			0.010	0.0100			10,000,000.00	10,000,000.00	10,000,000.00	1.000000

Municipal Bond	Issuer	CUSIP	Coupon Rate	Yield Matur	Purchase Date	Maturity Date	Ending Par Val/Shares	Amor Value On 12/31/20	Ending Market Val	Ending Unit Price
Municipal Bond	ANTELOPE VALLY UNION HIGH	036717MN3	2.396	0.8301	10/30/20	08/01/25	1,775,000.00	1,914,769.61	1,908,728.50	1.075340
Municipal Bond	CALIFORNIA DEPT WATER RESOURCE	13066YTZ2	2.000	2.0000	06/06/19	05/01/22	4,000,000.00	4,000,000.00	4,092,360.00	1.023090
Municipal Bond	CALIFORNIA ST HOUSING FINANCE	13034PZJ9	2.612	2.6120	05/08/19	02/01/22	3,500,000.00	3,500,000.00	3,568,915.00	1.019690
Municipal Bond	CITY OF VALLEJO	919259BL4	1.469	1.4690	03/31/20	05/01/23	1,500,000.00	1,500,000.00	1,526,625.00	1.017750
Municipal Bond	COUNTY OF RIVERSIDE CA	76913CAZ2	2.667	2.2601	05/06/20	02/15/25	5,000,000.00	5,086,580.24	5,302,000.00	1.060400
Municipal Bond	COUNTY OF WESTCHESTER NY	95736VAY8	0.750	0.7456	11/05/20	07/01/25	1,940,000.00	1,940,388.00	1,948,730.00	1.004500

Municipal Bond	NEW YORK STATE URBAN DEV	650036AR7	0.720	0.7200	06/25/20	03/15/23	1,250,000.00	1,250,000.00	1,252,900.00	1.002320
Municipal Bond	NEW YORK STATE URBAN DEV	64985TAY7	2.020	2.0200	10/30/19	03/15/24	5,000,000.00	5,000,000.00	5,183,850.00	1.036770
Municipal Bond	STATE OF CALIFORNIA	13063DAC2	2.625	0.7874	04/28/20	04/01/21	5,000,000.00	5,045,760.84	5,028,950.00	1.005790
Municipal Bond	STATE OF CALIFORNIA	13063CP87	1.500	1.3002	03/27/20	04/01/21	5,000,000.00	5,004,962.74	5,015,550.00	1.003110
Municipal Bond	STATE OF CALIFORNIA	13063DAC2	2.625	1.7008	03/30/20	04/01/21	5,000,000.00	5,022,909.53	5,028,950.00	1.005790
Municipal Bond	STATE OF CALIFORNIA	13063DAD0	2.367	2.0004	03/26/20	04/01/22	5,330,000.00	5,358,735.56	5,464,209.40	1.025180
Municipal Bond	STATE OF CALIFORNIA	13063DDG0	2.250	2.8401	01/22/19	10/01/23	5,000,000.00	4,915,718.04	5,258,150.00	1.051630
Municipal Bond	STATE OF CALIFORNIA	13063DLZ9	3.000	2.5002	05/01/19	04/01/24	5,000,000.00	5,083,257.45	5,405,550.00	1.081110
Municipal Bond	STATE OF CONNECTICUT	20772KAC3	2.670	1.0203	05/01/20	01/15/21	5,000,000.00	5,041,032.63	5,003,100.00	1.000620
Municipal Bond	STATE OF CONNECTICUT	20772KAE9	2.990	1.9630	10/17/19	01/15/23	5,000,000.00	5,124,676.61	5,257,150.00	1.051430
Municipal Bond	STATE OF HAWAII	419792YL4	2.770	1.6101	04/03/20	01/01/22	3,750,000.00	3,814,208.93	3,840,937.50	1.024250
Municipal Bond	STATE OF WISCONSIN	977100CZ7	2.049	2.0490	03/25/20	05/01/23	4,000,000.00	4,000,000.00	4,146,920.00	1.036730
Municipal Bond	TEXAS A&M UNIVERSITY	88213AKA2	2.349	1.6402	01/23/20	05/15/23	5,000,000.00	5,086,456.24	5,245,900.00	1.049180
Municipal Bond	TEXAS A&M UNIVERSITY	88213ALV5	2.877	1.0002	05/15/20	05/15/25	3,000,000.00	3,247,147.82	3,308,040.00	1.102680
Total Count 20			2.369	1.7598			80,045,000.00	80,936,604.24	82,787,515.40	1.034262

State Pool	Issuer	CUSIP	Coupon Rate	Yield Matur	Purchase Date	Maturity Date	Ending Par Val/Shares	Amor Value On 12/31/20	Ending Market Val	Ending Unit Price
State Pool	STATE OF CALIFORNIA	98-10-320	0.490	0.4900	01/01/88	Open	8,157,827.22	8,157,827.22	8,157,827.22	1.000000
State Pool	STATE OF CALIFORNIA	40-10-003	0.490	0.4900	11/30/01	Open	2,394,701.32	2,394,701.32	2,394,701.32	1.000000
Total Count 2			0.490	0.4900			10,552,528.54	10,552,528.54	10,552,528.54	1.000000

Supranational	Issuer	CUSIP	Coupon Rate	Yield Matur	Purchase Date	Maturity Date	Ending Par Val/Shares	Amor Value On 12/31/20	Ending Market Val	Ending Unit Price
Supranational	INTL BK RECON & DEVELOP	45905U5U4	1.750	1.7500	01/27/20	01/27/23	5,000,000.00	5,000,000.00	5,004,500.00	1.000900
Supranational	INTL BK RECON & DEVELOP	459058FF5	1.750	2.6580	02/01/19	04/19/23	5,000,000.00	4,890,883.52	5,175,300.00	1.035060
Total Count 2			1.750	2.1990			10,000,000.00	9,890,883.52	10,179,800.00	1.017980

Time Deposit	Issuer	CUSIP	Coupon Rate	Yield Matur	Purchase Date	Maturity Date	Ending Par Val/Shares	Amor Value On 12/31/20	Ending Market Val	Ending Unit Price
Time Deposit	PREMIER VALLEY BANK	102363944	0.259	0.2597	03/26/20	03/25/21	1,400,000.00	1,400,000.00	1,400,000.00	1.000000
Time Deposit	PREMIER VALLEY BANK	102380261	0.249	0.2497	05/14/20	05/13/21	1,600,000.00	1,600,000.00	1,600,000.00	1.000000
Time Deposit	PREMIER VALLEY BANK	102340865	1.040	1.0428	01/16/20	01/14/21	1,400,000.00	1,400,000.00	1,400,000.00	1.000000
Total Count 3			0.505	0.5052			4,400,000.00	4,400,000.00	4,400,000.00	1.000000

Treasury Note	Issuer	CUSIP	Coupon Rate	Yield Matur	Purchase Date	Maturity Date	Ending Par Val/Shares	Amor Value On 12/31/20	Ending Market Val	Ending Unit Price
Treasury Note	U.S. TREASURY	9128283X6	2.250	1.6301	12/24/19	02/15/21	10,000,000.00	10,030,746.65	10,024,000.00	1.002400
Treasury Note	U.S. TREASURY	9128284P2	2.625	2.6041	05/25/18	05/15/21	5,000,000.00	5,000,515.94	5,045,700.00	1.009140
Treasury Note	U.S. TREASURY	912828RC6	2.125	2.4645	04/02/18	08/15/21	5,000,000.00	4,983,331.45	5,062,100.00	1.012420
Treasury Note	U.S. TREASURY	9128284W7	2.750	1.4700	01/30/20	08/15/21	5,000,000.00	5,063,301.24	5,081,650.00	1.016330
Treasury Note	U.S. TREASURY	9128285L0	2.875	1.6000	11/27/19	11/15/21	5,000,000.00	5,062,990.81	5,118,750.00	1.023750
Treasury Note	U.S. TREASURY	912828G87	2.125	2.0047	05/30/19	12/31/21	5,000,000.00	5,005,923.34	5,099,600.00	1.019920
Treasury Note	U.S. TREASURY	9128286U9	2.125	1.6000	12/02/19	05/15/22	10,000,000.00	10,077,503.89	10,273,400.00	1.027340
Treasury Note	U.S. TREASURY	9128282S8	1.625	2.2322	05/01/19	08/31/22	5,000,000.00	4,940,940.66	5,124,200.00	1.024840
Treasury Note	U.S. TREASURY	9128284X5	2.750	1.6374	12/31/19	08/31/23	5,000,000.00	5,162,206.66	5,344,350.00	1.068870
Treasury Note	U.S. TREASURY	912828XX3	2.000	1.5701	10/18/19	06/30/24	5,000,000.00	5,072,926.83	5,312,700.00	1.062540
Treasury Note	U.S. TREASURY	912828G38	2.250	1.6900	12/31/19	11/15/24	5,000,000.00	5,107,858.41	5,386,350.00	1.077270
Total Count 11			2.300	1.8232			65,000,000.00	65,508,245.88	66,872,800.00	1.026754

US Sovereign Bond Guarant	Issuer	CUSIP	Coupon Rate	Yield Matur	Purchase Date	Maturity Date	Ending Par Val/Shares	Amor Value On 12/31/20	Ending Market Val	Ending Unit Price
US Sovereign Bond Guarant	AID-ISRAEL	46513EGV8	5.500	2.5770	02/28/19	12/04/23	4,815,000.00	5,218,819.15	5,548,806.00	1.152400
	Total Count 1		5.500	2.5770			4,815,000.00	5,218,819.15	5,548,806.00	1.152400
Investment Total			2.062	1.7557			579,262,528.54	584,103,406.80	599,371,029.04	1.034417