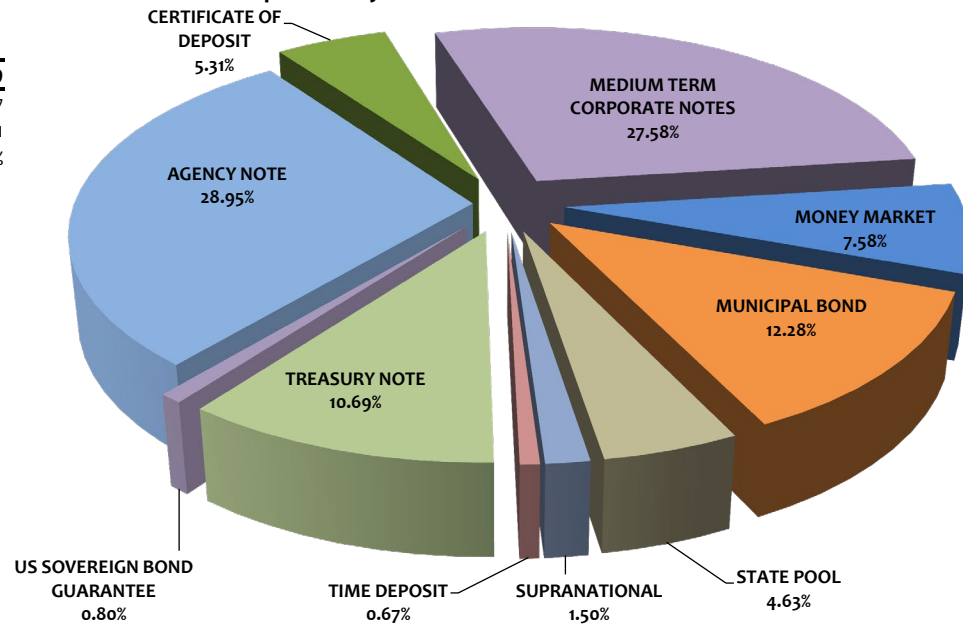




ASSET ALLOCATION					
Assets	Current Par Value	Current Book Value	Market Value	Mkt/Book	Yield to Maturity
AGENCY NOTE	\$190,000,000	\$190,884,444	\$193,957,450	101.61%	1.31%
CERTIFICATE OF DEPOSIT	35,000,000	35,000,000	36,963,428	105.61%	2.20%
MEDIUM TERM CORPORATE NOTES	179,450,000	181,819,065	188,373,129	103.60%	2.33%
MONEY MARKET	50,000,000	50,000,000	50,000,000	100.00%	0.01%
MUNICIPAL BOND	80,045,000	80,936,604	82,782,749	102.28%	1.76%
STATE POOL	30,552,529	30,552,529	30,552,529	100.00%	0.56%
SUPRANATIONAL	10,000,000	9,890,884	10,189,650	103.02%	2.20%
TIME DEPOSIT	4,400,000	4,400,000	4,400,000	100.00%	0.50%
TREASURY NOTE	70,000,000	70,504,751	71,987,700	102.10%	1.85%
US SOVEREIGN BOND GUARANTEE	4,815,000	5,283,158	5,567,535	105.38%	2.58%
Totals	\$654,262,529	\$659,271,435	\$674,774,170	102.35%	1.64%

Portfolio Breakdown & Statistics		
	November 30, 2020	November 30, 2019
AMORTIZED COST	\$659,271,435	\$555,244,967
AVERAGE DAYS TO MATURITY	819	801
CURRENT MONTH RETURN ON INVEST	1.64%	2.23%
EARNED INTEREST-CURR MONTH	\$915,250	\$1,080,247
EARNED INTEREST	\$4,710,877	\$5,535,658

Pooled Portfolio Composition by Book Value

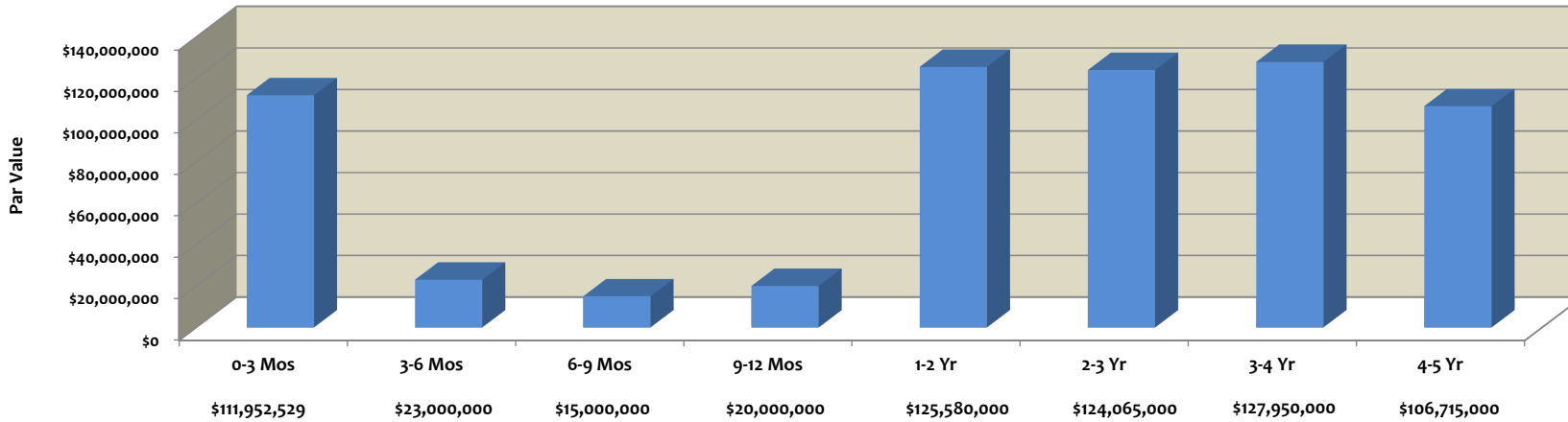




MATURITY DISTRIBUTION

Current Par Value	0-3 Mos	3-6 Mos	6-9 Mos	9-12 Mos	1-2 Yr	2-3 Yr	3-4 Yr	4-5 Yr	Totals
AGENCY NOTE	\$5,000,000	\$ -	\$ -	\$ -	\$30,000,000	\$25,000,000	\$60,000,000	\$70,000,000	\$ 190,000,000.00
MEDIUM TERM CORPORATE NOTES	5,000,000	-	5,000,000	15,000,000	54,000,000	52,500,000	27,950,000	20,000,000	\$ 179,450,000.00
MONEY MARKET	50,000,000	-	-	-	-	-	-	-	\$ 50,000,000.00
STATE POOL	30,552,529	-	-	-	-	-	-	-	\$ 30,552,528.54
TIME DEPOSIT	1,400,000	3,000,000	-	-	-	-	-	-	\$ 4,400,000.00
TREASURY NOTE	15,000,000	5,000,000	10,000,000	5,000,000	20,000,000	5,000,000	10,000,000	-	\$ 70,000,000.00
CERTIFICATE OF DEPOSIT	-	-	-	-	5,000,000	5,000,000	20,000,000	5,000,000	\$ 35,000,000.00
MUNICIPAL BOND	5,000,000	15,000,000	-	-	16,580,000	21,750,000	10,000,000	11,715,000	\$ 80,045,000.00
SUPRANATIONAL	-	-	-	-	-	10,000,000	-	-	\$ 10,000,000.00
US SOVEREIGN BOND GUARANTEE	-	-	-	-	-	4,815,000	-	-	\$ 4,815,000.00
Totals	\$111,952,529	\$23,000,000	\$15,000,000	\$20,000,000	\$125,580,000	\$124,065,000	\$127,950,000	\$106,715,000	\$654,262,529
% of Portfolio	17.11%	3.52%	2.29%	3.06%	19.19%	18.96%	19.56%	16.31%	100.00%

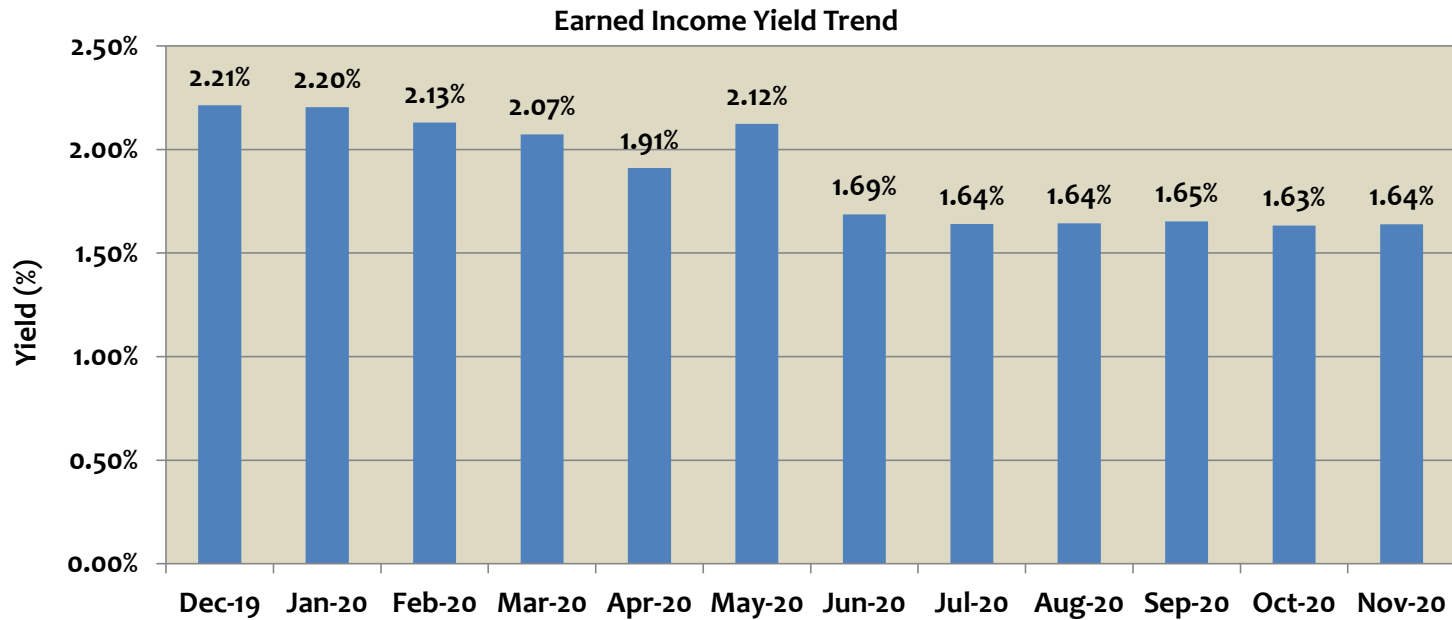
Maturity Distribution
November 30, 2020





PORTFOLIO - EARNED INCOME YIELD

Month	Earned Income Yield
Dec-19	2.21%
Jan-20	2.20%
Feb-20	2.13%
Mar-20	2.07%
Apr-20	1.91%
May-20	2.12%
Jun-20	1.69%
Jul-20	1.64%
Aug-20	1.64%
Sep-20	1.65%
Oct-20	1.63%
Nov-20	1.64%



In accordance with State Law, the Finance Director certifies that the securities held in the City Investment Portfolio, comply with City policies. The Finance Director further certifies that the City has Operating Funds available to meet its expenditure requirements for the next six months.

Amortized Cost - the total amount at which investments are carried on the City books. This amount includes the amortization and accretion of premiums and discounts, respectively.

Market Value - the total amount at which investments are being sold in the market. Market prices are provided by the Bank of New York.

Maturity Value - (also referred to as "par value") the total amount of the face or stated value of the investments at maturity.

Average Days to Maturity - the average time in days left in the maturity of the investments.

Monthly Yield - the rate of return on investments as expressed in a percentage.

Earned Interest - the amount of income realized by all investments.



Agency Note	Issuer	CUSIP	Coupon Rate	Yield Matur	Purchase Date	Maturity Date	Ending Par Val/Shares	Amor Value On 11/30/20	Ending Market Val	Ending Unit Price
Agency Note	FARMER MAC	31422BF39	0.410	0.4100	06/23/20	06/23/23	5,000,000.00	5,000,000.00	5,001,800.00	1.000360
Agency Note	FED FARM CREDIT BANK	3133EFWB9	0.486	0.5017	01/22/16	01/22/21	5,000,000.00	5,000,000.00	5,002,500.00	1.000500
Agency Note	FED FARM CREDIT BANK	3133ELMC5	1.530	1.5300	02/10/20	02/10/22	10,000,000.00	10,000,000.00	10,022,700.00	1.002270
Agency Note	FED FARM CREDIT BANK	3133EL3E2	0.320	0.3200	08/10/20	08/10/23	5,000,000.00	5,000,000.00	4,997,550.00	0.999510
Agency Note	FED FARM CREDIT BANK	3133EKBW5	2.610	2.6100	02/27/19	02/27/24	5,000,000.00	5,000,000.00	5,380,800.00	1.076160
Agency Note	FED FARM CREDIT BANK	3133ELSL9	1.050	1.0500	03/12/20	03/12/24	5,000,000.00	5,000,000.00	5,006,050.00	1.001210
Agency Note	FED FARM CREDIT BANK	3133ELQ56	0.570	0.5700	07/02/20	07/02/24	5,000,000.00	5,000,000.00	5,001,500.00	1.000300
Agency Note	FED FARM CREDIT BANK	3133EKA63	1.600	1.6000	08/16/19	08/16/24	10,000,000.00	10,000,000.00	10,482,900.00	1.048290
Agency Note	FED FARM CREDIT BANK	3133EKP75	1.600	1.4076	10/04/19	09/17/24	5,000,000.00	5,037,285.14	5,245,200.00	1.049040
Agency Note	FED FARM CREDIT BANK	3133ELZ80	0.580	0.5800	07/29/20	07/29/25	5,000,000.00	5,000,000.00	4,989,600.00	0.997920
Agency Note	FED FARM CREDIT BANK	3133EMAU6	0.500	0.5000	09/22/20	09/22/25	10,000,000.00	10,000,000.00	9,944,000.00	0.994400
Agency Note	FED FARM CREDIT BANK	3133EMCP5	0.520	0.5301	10/14/20	10/14/25	5,000,000.00	4,997,500.00	4,986,800.00	0.997360
Agency Note	FED HOME LOAN BANK	313378WG2	2.500	2.4593	03/12/19	03/11/22	5,000,000.00	5,002,982.35	5,149,800.00	1.029960
Agency Note	FED HOME LOAN BANK	3130A3KM5	2.500	2.3160	12/27/17	12/09/22	5,000,000.00	5,022,216.46	5,232,950.00	1.046590
Agency Note	FED HOME LOAN BANK	3130ADRG9	2.750	2.5800	03/04/19	03/10/23	5,000,000.00	5,020,451.09	5,289,550.00	1.057910
Agency Note	FED HOME LOAN BANK	3130AFRW9	2.700	2.5516	02/26/19	08/28/23	5,000,000.00	5,021,298.49	5,343,100.00	1.068620
Agency Note	FED HOME LOAN BANK	3130A0XE5	3.250	2.5800	03/08/19	03/08/24	5,000,000.00	5,111,423.66	5,487,650.00	1.097530
Agency Note	FED HOME LOAN BANK	3130AB3H7	2.375	0.8307	03/16/20	03/08/24	5,000,000.00	5,265,814.09	5,329,800.00	1.065960
Agency Note	FED HOME LOAN BANK	3130A2UW4	2.875	1.6639	10/24/19	09/13/24	5,000,000.00	5,233,406.30	5,488,400.00	1.097680
Agency Note	FED HOME LOAN BANK	3130A3GE8	2.750	1.7080	12/13/19	12/13/24	5,000,000.00	5,224,734.73	5,463,450.00	1.092690
Agency Note	FED HOME LOAN MORT CORP	3134GWQM1	0.210	0.2100	08/19/20	08/19/22	5,000,000.00	5,000,000.00	4,999,000.00	0.999800
Agency Note	FED HOME LOAN MORT CORP	3134GV5M6	0.400	0.4000	07/14/20	07/14/23	5,000,000.00	5,000,000.00	5,001,300.00	1.000260
Agency Note	FED HOME LOAN MORT CORP	3134GUR51	1.770	1.7700	01/15/20	07/15/24	10,000,000.00	10,000,000.00	10,016,600.00	1.001660
Agency Note	FED HOME LOAN MORT CORP	3134GUJ35	1.860	1.8600	12/30/19	12/30/24	10,000,000.00	10,000,000.00	10,011,800.00	1.001180
Agency Note	FED HOME LOAN MORT CORP	3134GUF21	1.920	1.9200	01/06/20	01/06/25	10,000,000.00	10,000,000.00	10,014,100.00	1.001410
Agency Note	FED HOME LOAN MORT CORP	3136G4YP2	0.720	0.7200	07/09/20	07/09/25	5,000,000.00	5,000,000.00	5,001,100.00	1.000220
Agency Note	FED HOME LOAN MORT CORP	3134GXCH5	0.600	0.6000	11/25/20	11/25/25	5,000,000.00	5,000,000.00	5,001,400.00	1.000280
Agency Note	FEDERAL NAT MORTGAGE ASSOC	3135G0T45	1.875	2.5955	12/27/18	04/05/22	5,000,000.00	4,947,331.91	5,116,350.00	1.023270
Agency Note	FEDERAL NAT MORTGAGE ASSOC	3136G4ZR7	0.700	0.7000	07/21/20	07/21/25	5,000,000.00	5,000,000.00	4,993,850.00	0.998770
Agency Note	FEDERAL NAT MORTGAGE ASSOC	3136G4N82	0.490	0.4900	08/21/20	08/21/25	10,000,000.00	10,000,000.00	9,951,800.00	0.995180
Agency Note	FEDERAL NAT MORTGAGE ASSOC	3135GA3W9	0.600	0.6000	11/25/20	11/25/25	5,000,000.00	5,000,000.00	5,004,050.00	1.000810
Total Count 31			1.435	1.3125			190,000,000.00	190,884,444.22	193,957,450.00	1.020829

Certificate of Deposit	Issuer	CUSIP	Coupon Rate	Yield Matur	Purchase Date	Maturity Date	Ending Par Val/Shares	Amor Value On 11/30/20	Ending Market Val	Ending Unit Price
Certificate of Deposit	MORGAN STANLEY	61760A6Q7	1.850	1.8500	01/30/20	01/30/23	5,000,000.00	5,000,000.00	5,176,632.50	1.035327
Certificate of Deposit	MORGAN STANLEY	61768EBM4	1.650	1.6500	03/05/20	03/05/24	5,000,000.00	5,000,000.00	5,224,562.50	1.044913
Certificate of Deposit	MORGAN STANLEY	61690ULQ1	1.950	1.9711	10/10/19	10/10/24	5,000,000.00	5,000,000.00	5,315,944.00	1.063189
Certificate of Deposit	MORGAN STANLEY	61690UMT4	1.950	1.9711	10/31/19	10/31/24	5,000,000.00	5,000,000.00	5,318,169.00	1.063634
Certificate of Deposit	MORGAN STANLEY	61768EAQ6	1.800	1.8000	02/20/20	02/20/25	5,000,000.00	5,000,000.00	5,307,700.00	1.061540
Certificate of Deposit	WELLS FARGO BANK	949763XC6	2.900	2.9000	01/30/19	01/31/22	5,000,000.00	5,000,000.00	5,153,600.00	1.030720
Certificate of Deposit	WELLS FARGO BANK	949763WR3	3.350	3.3500	01/09/19	01/09/24	1,000,000.00	1,000,000.00	1,096,550.60	1.096551
Certificate of Deposit	WELLS FARGO BANK	949763WU6	3.200	3.2000	01/18/19	01/18/24	4,000,000.00	4,000,000.00	4,370,269.60	1.092567
Total Count 8			2.190	2.1960			35,000,000.00	35,000,000.00	36,963,428.20	1.056098

Medium Term Corporate Note	Issuer	CUSIP	Coupon Rate	Yield Matur	Purchase Date	Maturity Date	Ending Par Val/Shares	Amor Value On 11/30/20	Ending Market Val	Ending Unit Price
Medium Term Corporate Note	APPLE INC	037833BU3	2.850	2.7654	03/06/19	02/23/23	3,510,000.00	3,517,127.53	3,693,432.60	1.052260
Medium Term Corporate Note	APPLE INC	037833CU2	2.850	2.6366	05/21/19	05/11/24	5,000,000.00	5,035,455.06	5,375,500.00	1.075100
Medium Term Corporate Note	BANK OF AMERICA	06051GFZ7	2.503	2.9110	01/29/18	10/21/22	5,000,000.00	4,960,647.01	5,096,150.00	1.019230
Medium Term Corporate Note	BANK OF NEW YORK	06406HCS6	3.650	3.1079	03/01/19	02/04/24	2,950,000.00	3,002,645.98	3,230,604.00	1.095120
Medium Term Corporate Note	BARCLAYS BANK	06747PXXW4	1.100	1.1000	06/22/20	06/22/22	5,000,000.00	5,000,000.00	4,974,350.00	0.994870
Medium Term Corporate Note	Berkshire Hathaway Inc.	084670BR8	2.750	3.3102	12/18/18	03/15/23	5,000,000.00	4,933,316.29	5,256,450.00	1.051290
Medium Term Corporate Note	CATERPILLAR, INC.	14913QAA7	2.400	2.6510	01/29/18	06/06/22	5,000,000.00	4,975,712.81	5,159,300.00	1.031860
Medium Term Corporate Note	CHEVRON CORP	166764AB6	2.355	1.7642	01/24/20	12/05/22	5,000,000.00	5,071,940.70	5,185,350.00	1.037070
Medium Term Corporate Note	CHEVRON CORP	166764AH3	3.191	3.5000	11/26/18	06/24/23	5,000,000.00	4,956,358.85	5,331,200.00	1.066240
Medium Term Corporate Note	CITIBANK NA	17325FAQ1	3.400	3.2253	01/16/19	07/23/21	5,000,000.00	5,008,528.35	5,088,050.00	1.017610
Medium Term Corporate Note	ESTEE LAUDER CO	29736RAE0	2.350	2.4200	05/17/19	08/15/22	5,000,000.00	4,993,204.52	5,174,800.00	1.034960
Medium Term Corporate Note	EXXON MOBIL CORPORATION	30231GBH4	2.992	1.3664	05/15/20	03/19/25	5,000,000.00	5,353,573.12	5,456,050.00	1.091210
Medium Term Corporate Note	FLORIDA POWER & LIGHT	341081FZ5	2.850	0.9313	06/01/20	04/01/25	5,000,000.00	5,421,835.67	5,442,450.00	1.088490
Medium Term Corporate Note	GUARDIAN LIFE	40139LAC7	1.950	1.6104	01/31/20	10/27/21	5,000,000.00	5,016,775.36	5,076,500.00	1.015300
Medium Term Corporate Note	HARVARD PRES & FELLOWS	740816AJ2	2.300	2.3860	05/24/19	10/01/23	4,000,000.00	3,990,096.83	4,204,800.00	1.051200
Medium Term Corporate Note	HSBC USA INC	40434CAD7	3.500	2.1493	10/23/19	06/23/24	5,000,000.00	5,257,532.53	5,438,400.00	1.087680
Medium Term Corporate Note	IBM CREDIT CORP	44932HAC7	2.200	2.3040	09/15/17	09/08/22	6,000,000.00	5,987,870.25	6,219,900.00	1.036650
Medium Term Corporate Note	NEW YORK LIFE	64952WDG5	2.875	2.7501	04/26/19	04/10/24	5,000,000.00	5,020,697.82	5,372,450.00	1.074490
Medium Term Corporate Note	NOVARTIS CAPITAL CORP	66989HAE8	2.400	1.6500	01/23/20	09/21/22	5,000,000.00	5,073,476.89	5,180,350.00	1.036070
Medium Term Corporate Note	ORACLE	68389XAP0	2.500	1.7863	01/10/20	10/15/22	5,000,000.00	5,069,805.75	5,206,100.00	1.041220
Medium Term Corporate Note	ORACLE	68389XBR5	2.625	2.2240	07/25/19	02/15/23	4,990,000.00	5,038,402.79	5,223,581.90	1.046810
Medium Term Corporate Note	ORACLE	68389XBL8	2.400	2.9284	02/13/19	09/15/23	5,000,000.00	4,924,641.81	5,259,550.00	1.051910
Medium Term Corporate Note	PRICOA GLOBAL FUNDING	741531FA0	3.450	3.1799	02/04/19	09/01/23	5,000,000.00	5,038,359.76	5,398,900.00	1.079780
Medium Term Corporate Note	PROTECTIVE LIFE	74368CAE4	1.999	1.1801	04/30/20	09/14/21	5,000,000.00	5,040,587.08	5,065,850.00	1.013170
Medium Term Corporate Note	SANOFI PHARMACEUTICAL	801060AC8	3.375	1.6725	02/06/20	06/19/23	5,000,000.00	5,248,067.06	5,375,800.00	1.075160
Medium Term Corporate Note	SHELL INTERNATIONAL FIN	822582BZ4	3.500	1.7172	02/05/20	11/13/23	5,000,000.00	5,259,557.68	5,452,450.00	1.090490
Medium Term Corporate Note	SHELL INTERNATIONAL FIN	822582CC4	2.000	2.0998	11/14/19	11/07/24	5,000,000.00	4,980,943.28	5,265,100.00	1.053020
Medium Term Corporate Note	TOYOTA MOTOR CREDIT CORP	89236TCQ6	2.800	3.1012	04/19/18	07/13/22	3,000,000.00	2,982,607.74	3,117,210.00	1.039070
Medium Term Corporate Note	TOYOTA MOTOR CREDIT CORP	89236TGT6	1.800	1.8000	02/13/20	02/13/25	5,000,000.00	5,000,000.00	5,225,550.00	1.045110
Medium Term Corporate Note	U.S. BANCORP	91159HHP8	2.625	3.2771	05/24/18	01/24/22	5,000,000.00	4,952,655.61	5,125,800.00	1.025160
Medium Term Corporate Note	U.S. BANCORP	91159HHC7	3.000	2.7951	03/08/19	03/15/22	5,000,000.00	5,014,948.57	5,164,350.00	1.032870
Medium Term Corporate Note	US Bank NA Cincinnati	90331HNV1	3.400	3.4812	11/26/18	07/24/23	5,000,000.00	4,990,862.34	5,393,050.00	1.078610
Medium Term Corporate Note	US Bank NA Cincinnati	90331HMS9	2.800	0.6414	11/25/20	01/27/25	5,000,000.00	5,489,488.89	5,435,200.00	1.087040
Medium Term Corporate Note	WAL-MART STORES	931142EL3	2.850	1.8859	10/01/19	07/08/24	5,000,000.00	5,184,883.28	5,415,350.00	1.083070
Medium Term Corporate Note	WELLS FARGO BANK	94988J5N3	2.600	3.3600	11/06/18	01/15/21	5,000,000.00	4,981,313.92	5,014,000.00	1.002800
Medium Term Corporate Note	WELLS FARGO BANK	94988J5T0	3.625	2.7984	05/10/19	10/22/21	5,000,000.00	5,040,477.13	5,135,250.00	1.027050
Medium Term Corporate Note	WELLS FARGO BANK	949746SK8	3.069	3.0299	01/30/18	01/24/23	5,000,000.00	5,004,667.18	5,143,950.00	1.028790
Total Count 37			2.718	2.3306			179,450,000.00	181,819,065.44	188,373,128.50	1.049725

Money Market	Issuer	CUSIP	Coupon Rate	Yield Matur	Purchase Date	Maturity Date	Ending Par Val/Shares	Amor Value On 11/30/20	Ending Market Val	Ending Unit Price
Money Market	FIDELITY INVESTMENTS		0.010	0.0100	12/10/90	Open	50,000,000.00	50,000,000.00	50,000,000.00	1.000000
Total Count 1			0.010	0.0100			50,000,000.00	50,000,000.00	50,000,000.00	1.000000

Municipal Bond	Issuer	CUSIP	Coupon Rate	Yield Matur	Purchase Date	Maturity Date	Ending Par Val/Shares	Amor Value On 11/30/20	Ending Market Val	Ending Unit Price
Municipal Bond	ANTELOPE VALLY UNION HIGH	036717MN3	2.396	0.8301	10/30/20	08/01/25	1,775,000.00	1,914,769.61	1,905,533.50	1.073540

Municipal Bond	CALIFORNIA DEPT WATER RESOURCE	13066YTZ2	2.000	2.0000	06/06/19	05/01/22	4,000,000.00	4,000,000.00	4,098,360.00	1.024590
Municipal Bond	CALIFORNIA ST HOUSING FINANCE	13034PZJ9	2.612	2.6120	05/08/19	02/01/22	3,500,000.00	3,500,000.00	3,574,585.00	1.021310
Municipal Bond	CITY OF VALLEJO	919259BL4	1.469	1.4690	03/31/20	05/01/23	1,500,000.00	1,500,000.00	1,524,975.00	1.016650
Municipal Bond	COUNTY OF RIVERSIDE CA	76913CAZ2	2.667	2.2601	05/06/20	02/15/25	5,000,000.00	5,086,580.24	5,292,950.00	1.058590
Municipal Bond	COUNTY OF WESTCHESTER NY	95736VAY8	0.750	0.7456	11/05/20	07/01/25	1,940,000.00	1,940,388.00	1,942,793.60	1.001440
Municipal Bond	NEW YORK STATE URBAN DEV	650036AR7	0.720	0.7200	06/25/20	03/15/23	1,250,000.00	1,250,000.00	1,249,550.00	0.999640
Municipal Bond	NEW YORK STATE URBAN DEV	64985TAY7	2.020	2.0200	10/30/19	03/15/24	5,000,000.00	5,000,000.00	5,176,000.00	1.035200
Municipal Bond	STATE OF CALIFORNIA	13063DAC2	2.625	0.7874	04/28/20	04/01/21	5,000,000.00	5,045,760.84	5,039,450.00	1.007890
Municipal Bond	STATE OF CALIFORNIA	13063DAC2	2.625	1.7008	03/30/20	04/01/21	5,000,000.00	5,022,909.53	5,039,450.00	1.007890
Municipal Bond	STATE OF CALIFORNIA	13063CP87	1.500	1.3002	03/27/20	04/01/21	5,000,000.00	5,004,962.74	5,020,400.00	1.004080
Municipal Bond	STATE OF CALIFORNIA	13063DAD0	2.367	2.0004	03/26/20	04/01/22	5,330,000.00	5,358,735.56	5,471,564.80	1.026560
Municipal Bond	STATE OF CALIFORNIA	13063DDG0	2.250	2.8401	01/22/19	10/01/23	5,000,000.00	4,915,718.04	5,255,450.00	1.051090
Municipal Bond	STATE OF CALIFORNIA	13063DLZ9	3.000	2.5002	05/01/19	04/01/24	5,000,000.00	5,083,257.45	5,403,300.00	1.080660
Municipal Bond	STATE OF CONNECTICUT	20772KAC3	2.670	1.0203	05/01/20	01/15/21	5,000,000.00	5,041,032.63	5,013,300.00	1.002660
Municipal Bond	STATE OF CONNECTICUT	20772KAE9	2.990	1.9630	10/17/19	01/15/23	5,000,000.00	5,124,676.61	5,243,750.00	1.048750
Municipal Bond	STATE OF HAWAII	419792YL4	2.770	1.6101	04/03/20	01/01/22	3,750,000.00	3,814,208.93	3,847,087.50	1.025890
Municipal Bond	STATE OF WISCONSIN	977100CZ7	2.049	2.0490	03/25/20	05/01/23	4,000,000.00	4,000,000.00	4,143,440.00	1.035860
Municipal Bond	TEXAS A&M UNIVERSITY	88213AKA2	2.349	1.6402	01/23/20	05/15/23	5,000,000.00	5,086,456.24	5,246,000.00	1.049200
Municipal Bond	TEXAS A&M UNIVERSITY	88213ALV5	2.877	1.0002	05/15/20	05/15/25	3,000,000.00	3,247,147.82	3,294,810.00	1.098270
Total Count 20			2.369	1.7598			80,045,000.00	80,936,604.24	82,782,749.40	1.034203

State Pool	Issuer	CUSIP	Coupon Rate	Yield Matur	Purchase Date	Maturity Date	Ending Par Val/Shares	Amor Value On 11/30/20	Ending Market Val	Ending Unit Price
State Pool	STATE OF CALIFORNIA		0.560	0.5600	01/01/88	Open	28,157,827.22	28,157,827.22	28,157,827.22	1.000000
State Pool	STATE OF CALIFORNIA		0.560	0.5600	11/30/01	Open	2,394,701.32	2,394,701.32	2,394,701.32	1.000000
Total Count 2			0.560	0.5600			30,552,528.54	30,552,528.54	30,552,528.54	1.000000

Supranational	Issuer	CUSIP	Coupon Rate	Yield Matur	Purchase Date	Maturity Date	Ending Par Val/Shares	Amor Value On 11/30/20	Ending Market Val	Ending Unit Price
Supranational	INTL BK RECON & DEVELOP	45905U5U4	1.750	1.7500	01/27/20	01/27/23	5,000,000.00	5,000,000.00	5,010,550.00	1.002110
Supranational	INTL BK RECON & DEVELOP	459058FF5	1.750	2.6580	02/01/19	04/19/23	5,000,000.00	4,890,883.52	5,179,100.00	1.035820
Total Count 2			1.750	2.1990			10,000,000.00	9,890,883.52	10,189,650.00	1.018965

Time Deposit	Issuer	CUSIP	Coupon Rate	Yield Matur	Purchase Date	Maturity Date	Ending Par Val/Shares	Amor Value On 11/30/20	Ending Market Val	Ending Unit Price
Time Deposit	PREMIER VALLEY BANK		1.032	1.0347	01/16/20	01/14/21	1,400,000.00	1,400,000.00	1,400,000.00	1.000000
Time Deposit	PREMIER VALLEY BANK		0.259	0.2597	03/26/20	03/25/21	1,400,000.00	1,400,000.00	1,400,000.00	1.000000
Time Deposit	PREMIER VALLEY BANK		0.249	0.2497	05/14/20	05/13/21	1,600,000.00	1,600,000.00	1,600,000.00	1.000000
Total Count 3			0.501	0.5026			4,400,000.00	4,400,000.00	4,400,000.00	1.000000

Treasury Note	Issuer	CUSIP	Coupon Rate	Yield Matur	Purchase Date	Maturity Date	Ending Par Val/Shares	Amor Value On 11/30/20	Ending Market Val	Ending Unit Price
Treasury Note	U.S. TREASURY	912828N48	1.750	2.0091	12/26/17	12/31/20	5,000,000.00	4,993,587.79	5,006,600.00	1.001320
Treasury Note	U.S. TREASURY	9128283X6	2.250	1.6301	12/24/19	02/15/21	10,000,000.00	10,030,746.65	10,043,300.00	1.004330
Treasury Note	U.S. TREASURY	9128284P2	2.625	2.6041	05/25/18	05/15/21	5,000,000.00	5,000,515.94	5,058,200.00	1.011640
Treasury Note	U.S. TREASURY	9128284W7	2.750	1.4700	01/30/20	08/15/21	5,000,000.00	5,063,301.24	5,093,750.00	1.018750
Treasury Note	U.S. TREASURY	912828RC6	2.125	2.4645	04/02/18	08/15/21	5,000,000.00	4,983,331.45	5,071,500.00	1.014300
Treasury Note	U.S. TREASURY	9128285Lo	2.875	1.6000	11/27/19	11/15/21	5,000,000.00	5,062,990.81	5,131,650.00	1.026330
Treasury Note	U.S. TREASURY	912828G87	2.125	2.0047	05/30/19	12/31/21	5,000,000.00	5,008,840.99	5,108,600.00	1.021720
Treasury Note	U.S. TREASURY	9128286U9	2.125	1.6000	12/02/19	05/15/22	10,000,000.00	10,077,503.89	10,289,500.00	1.028950

Treasury Note	U.S. TREASURY	9128282S8	1.625	2.2322	05/01/19	08/31/22	5,000,000.00	4,940,940.66	5,129,100.00	1.025820
Treasury Note	U.S. TREASURY	9128284X5	2.750	1.6374	12/31/19	08/31/23	5,000,000.00	5,162,206.66	5,352,150.00	1.070430
Treasury Note	U.S. TREASURY	912828XX3	2.000	1.5701	10/18/19	06/30/24	5,000,000.00	5,072,926.83	5,315,250.00	1.063050
Treasury Note	U.S. TREASURY	912828G38	2.250	1.6900	12/31/19	11/15/24	5,000,000.00	5,107,858.41	5,388,100.00	1.077620
Total Count 12			2.220	1.8538			70,000,000.00	70,504,751.32	71,987,700.00	1.026503

<i>US Sovereign Bond Guaratee</i>	<i>Issuer</i>	<i>CUSIP</i>	<i>Coupon Rate</i>	<i>Yield Matur</i>	<i>Purchase Date</i>	<i>Maturity Date</i>	<i>Ending Par Val/Shares</i>	<i>Amor Value On 11/30/20</i>	<i>Ending Market Val</i>	<i>Ending Unit Price</i>
US Sovereign Bond Guarante	AID-ISRAEL	46513EGV8	5.500	2.5770	02/28/19	12/04/23	4,815,000.00	5,283,157.70	5,567,536.35	1.156290
Total Count 1			5.500	2.5770			4,815,000.00	5,283,157.70	5,567,536.35	1.156290

Investment Total			1.914	1.6407			654,262,528.54	659,271,434.98	674,774,170.99	1.031113
-------------------------	--	--	--------------	---------------	--	--	-----------------------	-----------------------	-----------------------	-----------------