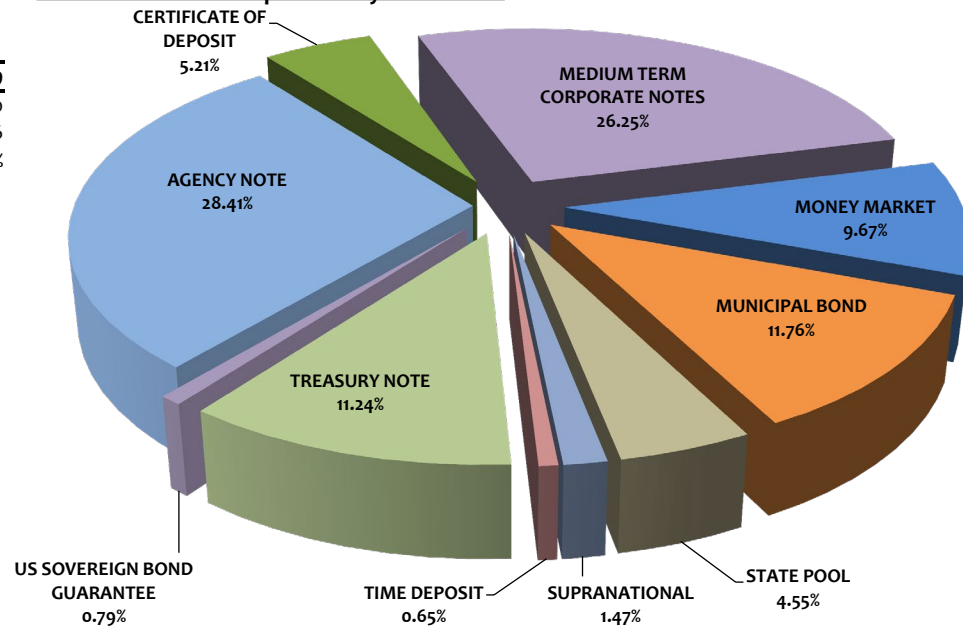




ASSET ALLOCATION					
Assets	Current Par Value	Current Book Value	Market Value	Mkt/Book	Yield to Maturity
AGENCY NOTE	\$190,000,000	\$190,881,477	\$194,024,100	101.65%	1.40%
CERTIFICATE OF DEPOSIT	35,000,000	35,000,000	36,997,183	105.71%	2.20%
MEDIUM TERM CORPORATE NOTES	174,450,000	176,374,089	182,923,893	103.71%	2.38%
MONEY MARKET	65,000,000	65,000,000	65,000,000	100.00%	0.02%
MUNICIPAL BOND	78,105,000	79,039,870	80,911,248	102.37%	1.78%
STATE POOL	30,552,529	30,552,529	30,552,529	100.00%	0.60%
SUPRANATIONAL	10,000,000	9,890,884	10,193,950	103.06%	2.20%
TIME DEPOSIT	4,400,000	4,400,000	4,400,000	100.00%	0.50%
TREASURY NOTE	75,000,000	75,562,956	77,089,050	102.02%	1.85%
US SOVEREIGN BOND GUARANTEE	4,815,000	5,283,158	5,556,847	105.18%	2.58%
Totals	\$667,322,529	\$671,984,962	\$687,648,799	102.33%	1.64%

Portfolio Breakdown & Statistics		
	October 31, 2020	October 31, 2019
AMORTIZED COST	\$671,984,962	\$581,149,510
AVERAGE DAYS TO MATURITY	786	796
CURRENT MONTH RETURN ON INVEST	1.63%	2.24%
EARNED INTEREST-CURR MONTH	\$924,348	\$1,100,759
EARNED INTEREST	\$3,795,627	\$4,455,411

Pooled Portfolio Composition by Book Value

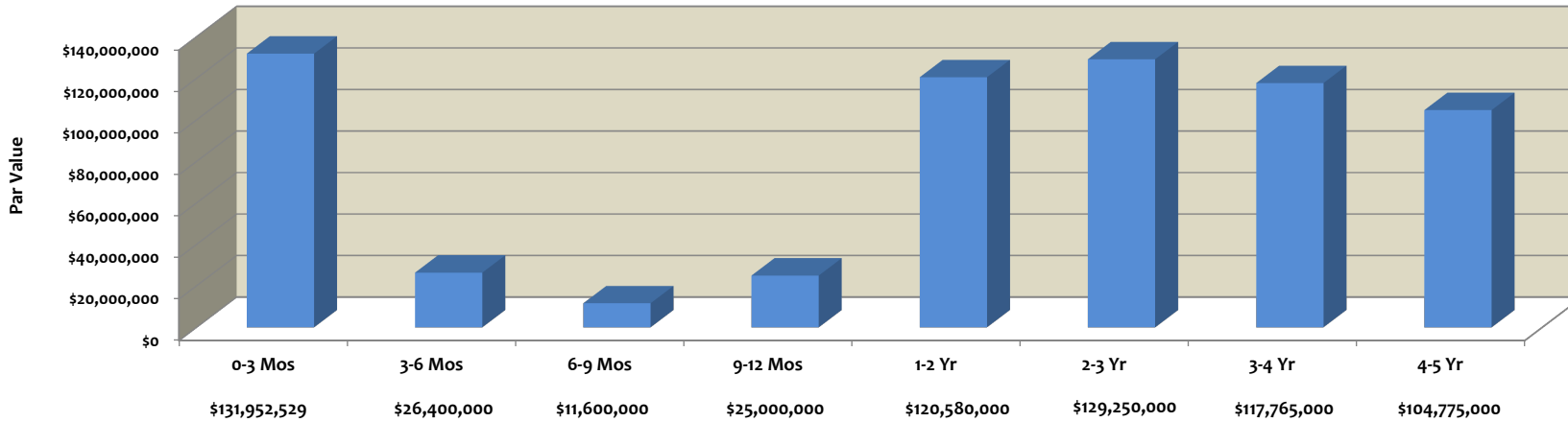




MATURITY DISTRIBUTION

Current Par Value	0-3 Mos	3-6 Mos	6-9 Mos	9-12 Mos	1-2 Yr	2-3 Yr	3-4 Yr	4-5 Yr	Totals
AGENCY NOTE	\$ 15,000,000	\$ -	\$ -	\$ -	\$ 25,000,000	\$ 30,000,000	\$ 55,000,000	\$ 65,000,000	\$ 190,000,000.00
MEDIUM TERM CORPORATE NOTES	5,000,000	-	5,000,000	15,000,000	49,000,000	57,500,000	27,950,000	15,000,000	\$ 174,450,000.00
MONEY MARKET	65,000,000	-	-	-	-	-	-	-	\$ 65,000,000.00
STATE POOL	30,552,529	-	-	-	-	-	-	-	\$ 30,552,528.54
TIME DEPOSIT	1,400,000	1,400,000	1,600,000	-	-	-	-	-	\$ 4,400,000.00
TREASURY NOTE	10,000,000	10,000,000	5,000,000	10,000,000	25,000,000	5,000,000	5,000,000	5,000,000	\$ 75,000,000.00
CERTIFICATE OF DEPOSIT	-	-	-	-	5,000,000	5,000,000	15,000,000	10,000,000	\$ 35,000,000.00
MUNICIPAL BOND	5,000,000	15,000,000	-	-	16,580,000	21,750,000	10,000,000	9,775,000	\$ 78,105,000.00
SUPRANATIONAL	-	-	-	-	-	10,000,000	-	-	\$ 10,000,000.00
US SOVEREIGN BOND GUARANTEE	-	-	-	-	-	-	4,815,000	-	\$ 4,815,000.00
Totals	\$131,952,529	\$26,400,000	\$11,600,000	\$25,000,000	\$120,580,000	\$129,250,000	\$117,765,000	\$104,775,000	\$667,322,529
% of Portfolio	19.77%	3.96%	1.74%	3.75%	18.07%	19.37%	17.65%	15.70%	100.00%

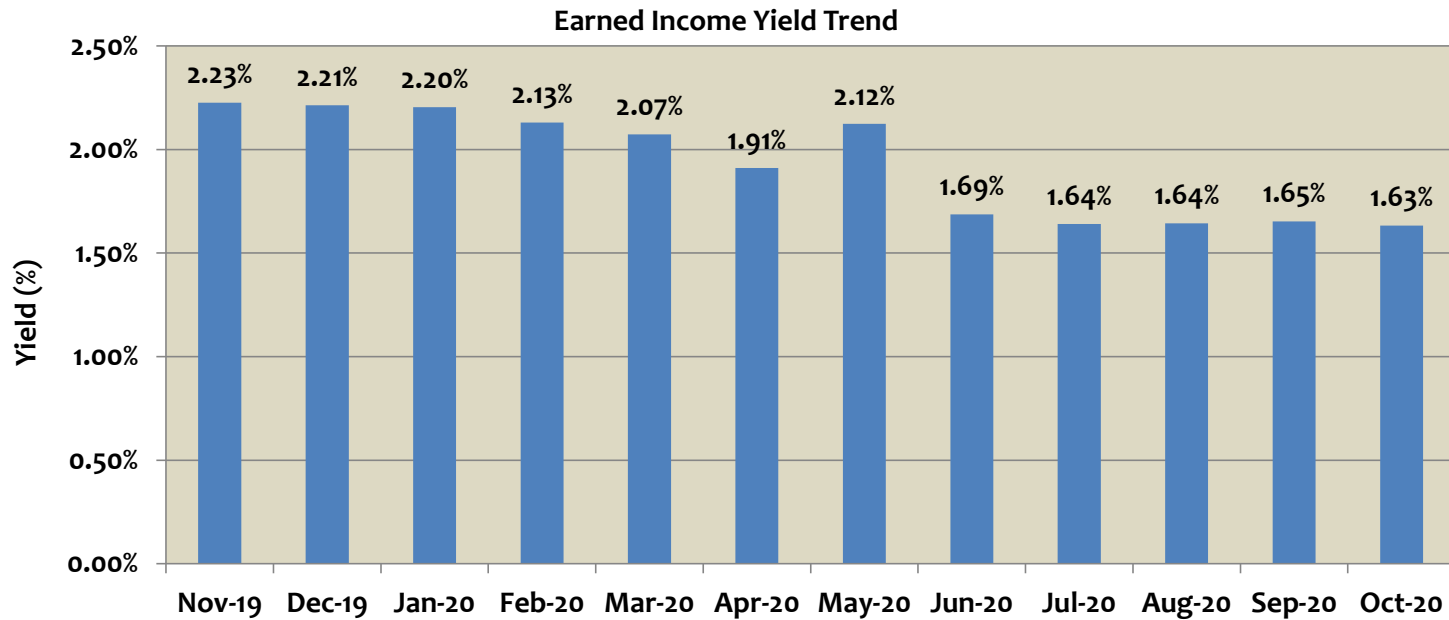
Maturity Distribution
October 31, 2020





PORTFOLIO - EARNED INCOME YIELD

Month	Earned Income Yield
Nov-19	2.23%
Dec-19	2.21%
Jan-20	2.20%
Feb-20	2.13%
Mar-20	2.07%
Apr-20	1.91%
May-20	2.12%
Jun-20	1.69%
Jul-20	1.64%
Aug-20	1.64%
Sep-20	1.65%
Oct-20	1.63%



In accordance with State Law, the Finance Director certifies that the securities held in the City Investment Portfolio, comply with City policies. The Finance Director further certifies that the City has Operating Funds available to meet its expenditure requirements for the next six months.

Amortized Cost - the total amount at which investments are carried on the City books. This amount includes the amortization and accretion of premiums and discounts, respectively.

Market Value - the total amount at which investments are being sold in the market. Market prices are provided by the Bank of New York.

Maturity Value - (also referred to as "par value") the total amount of the face or stated value of the investments at maturity.

Average Days to Maturity - the average time in days left in the maturity of the investments.

Monthly Yield - the rate of return on investments as expressed in a percentage.

Earned Interest - the amount of income realized by all investments.

Agency Note	Issuer	CUSIP	Coupon Rate	Yield Matur	Purchase Date	Maturity Date	Ending Par Val/Shares	Amor Value On 10/31/20	Ending Market Val	Ending Unit Price
Agency Note	FARMER MAC	31422BF39	0.410	0.4100	06/23/20	06/23/23	5,000,000.00	5,000,000.00	5,001,550.00	1.000310
Agency Monthly Floater	FED FARM CREDIT BANK	3133EFWB9	0.486	0.4983	01/22/16	01/22/21	5,000,000.00	5,000,000.00	5,004,000.00	1.000800
Agency Note	FED FARM CREDIT BANK	3133ELMC5	1.530	1.5300	02/10/20	02/10/22	10,000,000.00	10,000,000.00	10,031,700.00	1.003170
Agency Note	FED FARM CREDIT BANK	3133EL3E2	0.320	0.3200	08/10/20	08/10/23	5,000,000.00	5,000,000.00	4,991,200.00	0.998240
Agency Note	FED FARM CREDIT BANK	3133EKBW5	2.610	2.6100	02/27/19	02/27/24	5,000,000.00	5,000,000.00	5,385,600.00	1.077120
Agency Note	FED FARM CREDIT BANK	3133ELSL9	1.050	1.0500	03/12/20	03/12/24	5,000,000.00	5,000,000.00	5,007,250.00	1.001450
Agency Note	FED FARM CREDIT BANK	3133ELQ56	0.570	0.5700	07/02/20	07/02/24	5,000,000.00	5,000,000.00	4,979,700.00	0.995940
Agency Note	FED FARM CREDIT BANK	3133EKA63	1.600	1.6000	08/16/19	08/16/24	10,000,000.00	10,000,000.00	10,483,200.00	1.048320
Agency Note	FED FARM CREDIT BANK	3133EKP75	1.600	1.4076	10/04/19	09/17/24	5,000,000.00	5,037,285.14	5,245,550.00	1.049110
Agency Note	FED FARM CREDIT BANK	3133ELZ80	0.580	0.5800	07/29/20	07/29/25	5,000,000.00	5,000,000.00	4,983,950.00	0.996790
Agency Note	FED FARM CREDIT BANK	3133EMAU6	0.500	0.5000	09/22/20	09/22/25	10,000,000.00	10,000,000.00	9,938,100.00	0.993810
Agency Note	FED FARM CREDIT BANK	3133EMCP5	0.520	0.5301	10/14/20	10/14/25	5,000,000.00	4,997,500.00	4,990,150.00	0.998030
Agency Note	FED HOME LOAN BANK	313378WG2	2.500	2.4593	03/12/19	03/11/22	5,000,000.00	5,002,982.35	5,158,750.00	1.031750
Agency Note	FED HOME LOAN BANK	3130A3KM5	2.500	2.3160	12/27/17	12/09/22	5,000,000.00	5,022,216.46	5,237,500.00	1.047500
Agency Note	FED HOME LOAN BANK	3130ADRG9	2.750	2.5800	03/04/19	03/10/23	5,000,000.00	5,020,451.09	5,298,800.00	1.059760
Agency Note	FED HOME LOAN BANK	3130AFRW9	2.700	2.5516	02/26/19	08/28/23	5,000,000.00	5,021,298.49	5,350,950.00	1.070190
Agency Note	FED HOME LOAN BANK	3130A0XE5	3.250	2.5800	03/08/19	03/08/24	5,000,000.00	5,111,423.66	5,497,600.00	1.099520
Agency Note	FED HOME LOAN BANK	3130AB3H7	2.375	0.8307	03/16/20	03/08/24	5,000,000.00	5,265,814.09	5,335,950.00	1.067190
Agency Note	FED HOME LOAN BANK	3130A2UW4	2.875	1.6639	10/24/19	09/13/24	5,000,000.00	5,233,406.30	5,501,050.00	1.100210
Agency Note	FED HOME LOAN BANK	3130A3GE8	2.750	1.7080	12/13/19	12/13/24	5,000,000.00	5,224,734.73	5,481,050.00	1.096210
Agency Note	FED HOME LOAN MORT CORP	3134GBX56	2.250	2.3100	01/30/18	11/24/20	10,000,000.00	9,997,032.63	10,013,000.00	1.001300
Agency Note	FED HOME LOAN MORT CORP	3134GWQM1	0.210	0.2100	08/19/20	08/19/22	5,000,000.00	5,000,000.00	4,998,550.00	0.999710
Agency Note	FED HOME LOAN MORT CORP	3134GV5M6	0.400	0.4000	07/14/20	07/14/23	5,000,000.00	5,000,000.00	5,000,750.00	1.000150
Agency Note	FED HOME LOAN MORT CORP	3134GUR51	1.770	1.7700	01/15/20	07/15/24	10,000,000.00	10,000,000.00	10,023,800.00	1.002380
Agency Note	FED HOME LOAN MORT CORP	3134GUJ35	1.860	1.8600	12/30/19	12/30/24	10,000,000.00	10,000,000.00	10,021,000.00	1.002100
Agency Note	FED HOME LOAN MORT CORP	3134GUF21	1.920	1.9200	01/06/20	01/06/25	10,000,000.00	10,000,000.00	10,024,800.00	1.002480
Agency Note	FED HOME LOAN MORT CORP	3136G4YP2	0.720	0.7200	07/09/20	07/09/25	5,000,000.00	5,000,000.00	5,000,300.00	1.000060
Agency Note	FEDERAL NAT MORTGAGE ASSOC	3135G0T45	1.875	2.5955	12/27/18	04/05/22	5,000,000.00	4,947,331.91	5,121,800.00	1.024360
Agency Note	FEDERAL NAT MORTGAGE ASSOC	3136G4ZR7	0.700	0.7000	07/21/20	07/21/25	5,000,000.00	5,000,000.00	4,978,800.00	0.995760
Agency Note	FEDERAL NAT MORTGAGE ASSOC	3136G4N82	0.490	0.4900	08/21/20	08/21/25	10,000,000.00	10,000,000.00	9,937,700.00	0.993770
Total Count 30			1.521	1.4020			190,000,000.00	190,881,476.85	194,024,100.00	1.021179

Certificate of Deposit	Issuer	CUSIP	Coupon Rate	Yield Matur	Purchase Date	Maturity Date	Ending Par Val/Shares	Amor Value On 10/31/20	Ending Market Val	Ending Unit Price
Certificate of Deposit	MORGAN STANLEY	61760A6Q7	1.850	1.8500	01/30/20	01/30/23	5,000,000.00	5,000,000.00	5,182,139.00	1.036428
Certificate of Deposit	MORGAN STANLEY	61768EBM4	1.650	1.6500	03/05/20	03/05/24	5,000,000.00	5,000,000.00	5,226,743.00	1.045349
Certificate of Deposit	MORGAN STANLEY	61690ULQ1	1.950	1.9711	10/10/19	10/10/24	5,000,000.00	5,000,000.00	5,318,321.50	1.063664
Certificate of Deposit	MORGAN STANLEY	61690UMT4	1.950	1.9711	10/31/19	10/31/24	5,000,000.00	5,000,000.00	5,320,219.00	1.064044
Certificate of Deposit	MORGAN STANLEY	61768EAQ6	1.800	1.8000	02/20/20	02/20/25	5,000,000.00	5,000,000.00	5,308,677.00	1.061735
Certificate of Deposit	WELLS FARGO BANK	949763XG6	2.900	2.9000	01/30/19	01/31/22	5,000,000.00	5,000,000.00	5,165,052.50	1.033011
Certificate of Deposit	WELLS FARGO BANK	949763WR3	3.350	3.3500	01/09/19	01/09/24	1,000,000.00	1,000,000.00	1,098,498.40	1.098498
Certificate of Deposit	WELLS FARGO BANK	949763WU6	3.200	3.2000	01/18/19	01/18/24	4,000,000.00	4,000,000.00	4,377,532.80	1.094383
Total Count 8			2.190	2.1960			35,000,000.00	35,000,000.00	36,997,183.20	1.057062

Medium Term Corporate Note	Issuer	CUSIP	Coupon Rate	Yield Matur	Purchase Date	Maturity Date	Ending Par Val/Shares	Amor Value On 10/31/20	Ending Market Val	Ending Unit Price
Medium Term Corporate Note	APPLE INC	037833BU3	2.850	2.7654	03/06/19	02/23/23	3,510,000.00	3,517,127.53	3,696,767.10	1.053210
Medium Term Corporate Note	APPLE INC	037833CU2	2.850	2.6366	05/21/19	05/11/24	5,000,000.00	5,040,259.91	5,371,750.00	1.074350

Medium Term Corporate Note	BANK OF AMERICA	06051GFZ7	2.503	2.9110	01/29/18	10/21/22	5,000,000.00	4,960,647.01	5,101,550.00	1.020310
Medium Term Corporate Note	BANK OF NEW YORK	06406HCS6	3.650	3.1079	03/01/19	02/04/24	2,950,000.00	3,002,645.98	3,225,294.00	1.093320
Medium Term Corporate Note	BARCLAYS BANK	06747PXW4	1.100	1.1000	06/22/20	06/22/22	5,000,000.00	5,000,000.00	4,988,800.00	0.997760
Medium Term Corporate Note	Berkshire Hathaway Inc.	084670BR8	2.750	3.3102	12/18/18	03/15/23	5,000,000.00	4,933,316.29	5,257,800.00	1.051560
Medium Term Corporate Note	CATERPILLAR, INC.	14913QAA7	2.400	2.6510	01/29/18	06/06/22	5,000,000.00	4,975,712.81	5,164,050.00	1.032810
Medium Term Corporate Note	CHEVRON CORP	166764AB6	2.355	1.7642	01/24/20	12/05/22	5,000,000.00	5,071,940.70	5,184,150.00	1.036830
Medium Term Corporate Note	CHEVRON CORP	166764AH3	3.191	3.5000	11/26/18	06/24/23	5,000,000.00	4,956,358.85	5,323,400.00	1.064680
Medium Term Corporate Note	CITIBANK NA	17325FAQ1	3.400	3.2253	01/16/19	07/23/21	5,000,000.00	5,008,528.35	5,100,400.00	1.020080
Medium Term Corporate Note	ESTEE LAUDER CO	29736RAE0	2.350	2.4200	05/17/19	08/15/22	5,000,000.00	4,993,204.52	5,174,400.00	1.034880
Medium Term Corporate Note	EXXON MOBIL CORPORATION	30231GBH4	2.992	1.3664	05/15/20	03/19/25	5,000,000.00	5,353,573.12	5,438,400.00	1.087680
Medium Term Corporate Note	FLORIDA POWER & LIGHT	341081FZ5	2.850	0.9313	06/01/20	04/01/25	5,000,000.00	5,421,835.67	5,437,400.00	1.087480
Medium Term Corporate Note	GUARDIAN LIFE	40139LAC7	1.950	1.6104	01/31/20	10/27/21	5,000,000.00	5,016,775.36	5,083,900.00	1.016780
Medium Term Corporate Note	HARVARD PRES & FELLOWS	740816AJ2	2.300	2.3860	05/24/19	10/01/23	4,000,000.00	3,990,096.83	4,191,880.00	1.047970
Medium Term Corporate Note	HSBC USA INC	40434CAD7	3.500	2.1493	10/23/19	06/23/24	5,000,000.00	5,257,532.53	5,438,650.00	1.087730
Medium Term Corporate Note	IBM CREDIT CORP	44932HAC7	2.200	2.3040	09/15/17	09/08/22	6,000,000.00	5,987,870.25	6,213,720.00	1.035620
Medium Term Corporate Note	NEW YORK LIFE	64952WDG5	2.875	2.7501	04/26/19	04/10/24	5,000,000.00	5,020,697.82	5,353,650.00	1.070730
Medium Term Corporate Note	NOVARTIS CAPITAL CORP	66989HAE8	2.400	1.6500	01/23/20	09/21/22	5,000,000.00	5,073,476.89	5,199,650.00	1.039930
Medium Term Corporate Note	ORACLE	68389XAP0	2.500	1.7863	01/10/20	10/15/22	5,000,000.00	5,069,805.75	5,208,950.00	1.041790
Medium Term Corporate Note	ORACLE	68389XBR5	2.625	2.2240	07/25/19	02/15/23	4,990,000.00	5,038,402.79	5,228,571.90	1.047810
Medium Term Corporate Note	ORACLE	68389XBL8	2.400	2.9284	02/13/19	09/15/23	5,000,000.00	4,924,641.81	5,260,200.00	1.052040
Medium Term Corporate Note	PRICOA GLOBAL FUNDING	741531FA0	3.450	3.1799	02/04/19	09/01/23	5,000,000.00	5,038,359.76	5,390,150.00	1.078030
Medium Term Corporate Note	PROTECTIVE LIFE	74368CAE4	1.999	1.1801	04/30/20	09/14/21	5,000,000.00	5,040,587.08	5,071,800.00	1.014360
Medium Term Corporate Note	SANOFI PHARMACEUTICAL	801060AC8	3.375	1.6725	02/06/20	06/19/23	5,000,000.00	5,248,067.06	5,371,050.00	1.074210
Medium Term Corporate Note	SHELL INTERNATIONAL FIN	822582BZ4	3.500	1.7172	02/05/20	11/13/23	5,000,000.00	5,301,537.52	5,438,150.00	1.087630
Medium Term Corporate Note	SHELL INTERNATIONAL FIN	822582CC4	2.000	2.0998	11/14/19	11/07/24	5,000,000.00	4,978,671.21	5,249,500.00	1.049900
Medium Term Corporate Note	TOYOTA MOTOR CREDIT CORP	89236TCQ6	2.800	3.1012	04/19/18	07/13/22	3,000,000.00	2,982,607.74	3,122,160.00	1.040720
Medium Term Corporate Note	TOYOTA MOTOR CREDIT CORP	89236TGT6	1.800	1.8000	02/13/20	02/13/25	5,000,000.00	5,000,000.00	5,206,750.00	1.041350
Medium Term Corporate Note	U.S. BANCORP	91159HHP8	2.625	3.2771	05/24/18	01/24/22	5,000,000.00	4,952,655.61	5,131,550.00	1.026310
Medium Term Corporate Note	U.S. BANCORP	91159HHC7	3.000	2.7951	03/08/19	03/15/22	5,000,000.00	5,014,948.57	5,174,100.00	1.034820
Medium Term Corporate Note	US Bank NA Cincinnati	90331HNV1	3.400	3.4812	11/26/18	07/24/23	5,000,000.00	4,990,862.34	5,393,350.00	1.078670
Medium Term Corporate Note	WAL-MART STORES	931142EL3	2.850	1.8859	10/01/19	07/08/24	5,000,000.00	5,184,883.28	5,410,450.00	1.082090
Medium Term Corporate Note	WELLS FARGO BANK	94988J5N3	2.600	3.3600	11/06/18	01/15/21	5,000,000.00	4,981,313.92	5,023,700.00	1.004740
Medium Term Corporate Note	WELLS FARGO BANK	94988J5To	3.625	2.7984	05/10/19	10/22/21	5,000,000.00	5,040,477.13	5,146,700.00	1.029340
Medium Term Corporate Note	WELLS FARGO BANK	949746SK8	3.069	3.0299	01/30/18	01/24/23	5,000,000.00	5,004,667.18	5,151,150.00	1.030230
Total Count 36			2.716	2.3826			174,450,000.00	176,374,089.17	182,923,893.00	1.048575

Money Market	Issuer	CUSIP	Coupon Rate	Yield Matur	Purchase Date	Maturity Date	Ending Par Val/Shares	Amor Value On 10/31/20	Ending Market Val	Ending Unit Price
Money Market	FIDELITY INVESTMENTS		0.021	0.0208	12/10/90	Open	65,000,000.00	65,000,000.00	65,000,000.00	1.000000
Total Count 1			0.021	0.0208			65,000,000.00	65,000,000.00	65,000,000.00	1.000000

Municipal Bond	Issuer	CUSIP	Coupon Rate	Yield Matur	Purchase Date	Maturity Date	Ending Par Val/Shares	Amor Value On 10/31/20	Ending Market Val	Ending Unit Price
Municipal Bond	ANTELOPE VALLY UNION HIGH	036717MN3	2.396	0.8301	10/30/20	08/01/25	1,775,000.00	1,914,769.61	1,904,255.50	1.072820
Municipal Bond	CALIFORNIA DEPT WATER RESOURCE	13066YTZ2	2.000	2.0000	06/06/19	05/01/22	4,000,000.00	4,000,000.00	4,102,280.00	1.025570
Municipal Bond	CALIFORNIA ST HOUSING FINANCE	13034PZJ9	2.612	2.6120	05/08/19	02/01/22	3,500,000.00	3,500,000.00	3,578,820.00	1.022520
Municipal Bond	CITY OF VALLEJO	919259BL4	1.469	1.4690	03/31/20	05/01/23	1,500,000.00	1,500,000.00	1,511,115.00	1.007410
Municipal Bond	COUNTY OF RIVERSIDE CA	76913CAZ2	2.667	2.2601	05/06/20	02/15/25	5,000,000.00	5,086,580.24	5,312,000.00	1.062400
Municipal Bond	NEW YORK STATE URBAN DEV	650036AR7	0.720	0.7200	06/25/20	03/15/23	1,250,000.00	1,250,000.00	1,256,737.50	1.005390
Municipal Bond	NEW YORK STATE URBAN DEV	64985TAY7	2.020	2.0200	10/30/19	03/15/24	5,000,000.00	5,000,000.00	5,146,550.00	1.029310
Municipal Bond	STATE OF CALIFORNIA	13063CP87	1.500	1.3002	03/27/20	04/01/21	5,000,000.00	5,004,962.74	5,026,500.00	1.005300
Municipal Bond	STATE OF CALIFORNIA	13063DAC2	2.625	1.7008	03/30/20	04/01/21	5,000,000.00	5,022,909.53	5,049,600.00	1.009920
Municipal Bond	STATE OF CALIFORNIA	13063DAC2	2.625	0.7874	04/28/20	04/01/21	5,000,000.00	5,045,760.84	5,049,600.00	1.009920
Municipal Bond	STATE OF CALIFORNIA	13063DAD0	2.367	2.0004	03/26/20	04/01/22	5,330,000.00	5,358,735.56	5,487,874.60	1.029620
Municipal Bond	STATE OF CALIFORNIA	13063DDG0	2.250	2.8401	01/22/19	10/01/23	5,000,000.00	4,915,718.04	5,273,450.00	1.054690

Municipal Bond	STATE OF CALIFORNIA	13063DLZ9	3.000	2.5002	05/01/19	04/01/24	5,000,000.00	5,083,257.45	5,421,650.00	1.084330
Municipal Bond	STATE OF CONNECTICUT	20772KAC3	2.670	1.0203	05/01/20	01/15/21	5,000,000.00	5,041,032.63	5,022,050.00	1.004410
Municipal Bond	STATE OF CONNECTICUT	20772KAE9	2.990	1.9630	10/17/19	01/15/23	5,000,000.00	5,124,676.61	5,246,850.00	1.049370
Municipal Bond	STATE OF HAWAII	419792YL4	2.770	1.6101	04/03/20	01/01/22	3,750,000.00	3,814,208.93	3,851,175.00	1.026980
Municipal Bond	STATE OF WISCONSIN	977100CZ7	2.049	2.0490	03/25/20	05/01/23	4,000,000.00	4,000,000.00	4,140,600.00	1.035150
Municipal Bond	TEXAS A&M UNIVERSITY	88213AKA2	2.349	1.6402	01/23/20	05/15/23	5,000,000.00	5,103,327.82	5,246,850.00	1.049370
Municipal Bond	TEXAS A&M UNIVERSITY	88213ALV5	2.877	1.0002	05/15/20	05/15/25	3,000,000.00	3,273,930.00	3,283,290.00	1.094430
Total Count 19			2.409	1.7844			78,105,000.00	79,039,870.00	80,911,247.60	1.035929

State Pool	Issuer	CUSIP	Coupon Rate	Yield Matur	Purchase Date	Maturity Date	Ending Par Val/Shares	Amor Value On 10/31/20	Ending Market Val	Ending Unit Price
State Pool	STATE OF CALIFORNIA		0.600	0.6000	01/01/88	Open	28,157,827.22	28,157,827.22	28,157,827.22	1.000000
State Pool	STATE OF CALIFORNIA		0.600	0.6000	11/30/01	Open	2,394,701.32	2,394,701.32	2,394,701.32	1.000000
Total Count 2			0.600	0.6000			30,552,528.54	30,552,528.54	30,552,528.54	1.000000

Supranational	Issuer	CUSIP	Coupon Rate	Yield Matur	Purchase Date	Maturity Date	Ending Par Val/Shares	Amor Value On 10/31/20	Ending Market Val	Ending Unit Price
Supranational	INTL BK RECON & DEVELOP	45905U5U4	1.750	1.7500	01/27/20	01/27/23	5,000,000.00	5,000,000.00	5,014,950.00	1.002990
Supranational	INTL BK RECON & DEVELOP	459058FF5	1.750	2.6580	02/01/19	04/19/23	5,000,000.00	4,890,883.52	5,179,000.00	1.035800
Total Count 2			1.750	2.1990			10,000,000.00	9,890,883.52	10,193,950.00	1.019395

Time Deposit	Issuer	CUSIP	Coupon Rate	Yield Matur	Purchase Date	Maturity Date	Ending Par Val/Shares	Amor Value On 10/31/20	Ending Market Val	Ending Unit Price
Time Deposit	PREMIER VALLEY BANK		1.032	1.0347	01/16/20	01/14/21	1,400,000.00	1,400,000.00	1,400,000.00	1.000000
Time Deposit	PREMIER VALLEY BANK		0.259	0.2597	03/26/20	03/25/21	1,400,000.00	1,400,000.00	1,400,000.00	1.000000
Time Deposit	PREMIER VALLEY BANK		0.249	0.2497	05/14/20	05/13/21	1,600,000.00	1,600,000.00	1,600,000.00	1.000000
Total Count 3			0.501	0.5026			4,400,000.00	4,400,000.00	4,400,000.00	1.000000

Treasury Note	Issuer	CUSIP	Coupon Rate	Yield Matur	Purchase Date	Maturity Date	Ending Par Val/Shares	Amor Value On 10/31/20	Ending Market Val	Ending Unit Price
Treasury Note	U.S. TREASURY	912828M98	1.625	2.1032	01/17/18	11/30/20	5,000,000.00	4,988,170.07	5,005,700.00	1.001140
Treasury Note	U.S. TREASURY	912828N48	1.750	2.0091	12/26/17	12/31/20	5,000,000.00	4,993,587.79	5,012,800.00	1.002560
Treasury Note	U.S. TREASURY	9128283X6	2.250	1.6301	12/24/19	02/15/21	10,000,000.00	10,030,746.65	10,060,900.00	1.006090
Treasury Note	U.S. TREASURY	9128284P2	2.625	2.6041	05/25/18	05/15/21	5,000,000.00	5,001,025.26	5,067,200.00	1.013440
Treasury Note	U.S. TREASURY	9128284W7	2.750	1.4700	01/30/20	08/15/21	5,000,000.00	5,063,301.24	5,102,750.00	1.020550
Treasury Note	U.S. TREASURY	912828RC6	2.125	2.4645	04/02/18	08/15/21	5,000,000.00	4,983,331.45	5,078,150.00	1.015630
Treasury Note	U.S. TREASURY	9128285L0	2.875	1.6000	11/27/19	11/15/21	5,000,000.00	5,094,111.75	5,140,650.00	1.028130
Treasury Note	U.S. TREASURY	912828G87	2.125	2.0047	05/30/19	12/31/21	5,000,000.00	5,008,840.99	5,114,850.00	1.022970
Treasury Note	U.S. TREASURY	9128286U9	2.125	1.6000	12/02/19	05/15/22	10,000,000.00	10,102,929.53	10,302,700.00	1.030270
Treasury Note	U.S. TREASURY	9128282S8	1.625	2.2322	05/01/19	08/31/22	5,000,000.00	4,940,940.66	5,134,000.00	1.026800
Treasury Note	U.S. TREASURY	9128284X5	2.750	1.6374	12/31/19	08/31/23	5,000,000.00	5,162,206.66	5,360,150.00	1.072030
Treasury Note	U.S. TREASURY	912828XX3	2.000	1.5701	10/18/19	06/30/24	5,000,000.00	5,072,926.83	5,317,200.00	1.063440
Treasury Note	U.S. TREASURY	912828G38	2.250	1.6900	12/31/19	11/15/24	5,000,000.00	5,120,837.33	5,392,000.00	1.078400
Total Count 13			2.219	1.8538			75,000,000.00	75,562,956.21	77,089,050.00	1.027854

US Sovereign Bond Guarantee	Issuer	CUSIP	Coupon Rate	Yield Matur	Purchase Date	Maturity Date	Ending Par Val/Shares	Amor Value On 10/31/20	Ending Market Val	Ending Unit Price
US Sovereign Bond Guarantee	AID-ISRAEL	46513EGV8	5.500	2.5770	02/28/19	12/04/23	4,815,000.00	5,283,157.70	5,556,847.05	1.154070
Total Count 1			5.500	2.5770			4,815,000.00	5,283,157.70	5,556,847.05	1.154070

Investment Total			1.896	1.6437			667,322,528.54	671,984,961.99	687,648,799.39	1.030459
-------------------------	--	--	--------------	---------------	--	--	-----------------------	-----------------------	-----------------------	-----------------