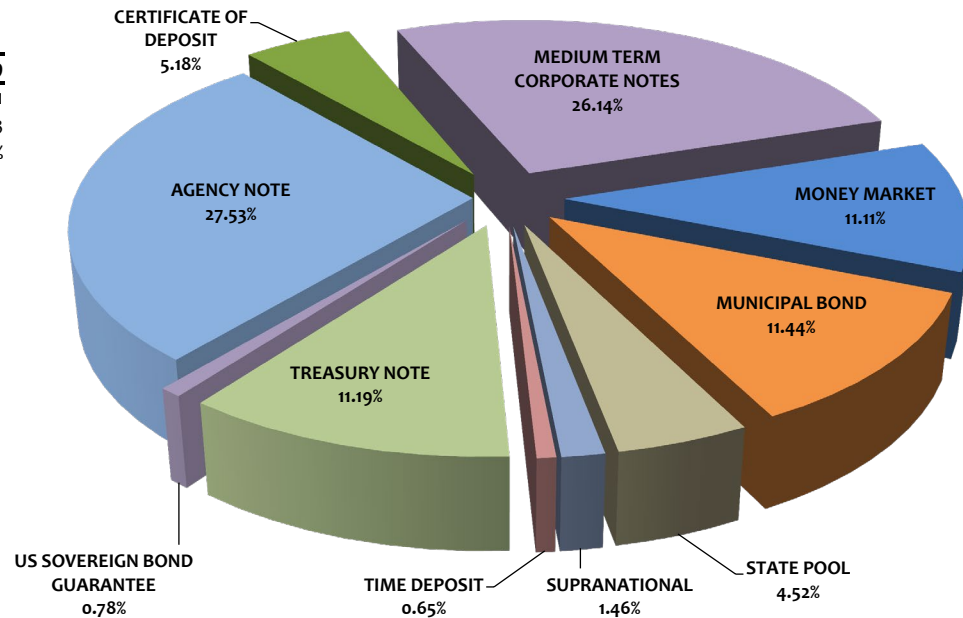




ASSET ALLOCATION					
Assets	Current Par Value	Current Book Value	Market Value	Mkt/Book	Yield to Maturity
AGENCY NOTE	\$185,000,000	\$185,866,869	\$189,455,000	101.93%	1.43%
CERTIFICATE OF DEPOSIT	35,000,000	34,999,451	37,118,013	106.05%	2.20%
MEDIUM TERM CORPORATE NOTES	174,450,000	176,466,839	183,259,324	103.85%	2.38%
MONEY MARKET	75,000,000	75,000,000	75,000,000	100.00%	0.03%
MUNICIPAL BOND	76,330,000	77,208,667	79,149,530	102.51%	1.81%
STATE POOL	30,487,766	30,487,766	30,487,766	100.00%	0.65%
SUPRANATIONAL	10,000,000	9,869,911	10,211,650	103.46%	2.20%
TIME DEPOSIT	4,400,000	4,400,000	4,400,000	100.00%	0.50%
TREASURY NOTE	75,000,000	75,562,956	77,265,150	102.25%	1.85%
US SOVEREIGN BOND GUARANTEE	4,815,000	5,283,158	5,579,285	105.61%	2.58%
Totals	\$670,482,766	\$675,145,617	\$691,925,718	102.49%	1.63%

Portfolio Breakdown & Statistics		
	September 30, 2020	September 30, 2019
AMORTIZED COST	\$675,145,617	\$564,714,171
AVERAGE DAYS TO MATURITY	790	723
CURRENT MONTH RETURN ON INVEST	1.65%	2.44%
EARNED INTEREST-CURR MONTH	\$934,764	\$1,122,539
EARNED INTEREST	\$2,871,279	\$3,354,652

Pooled Portfolio Composition by Book Value

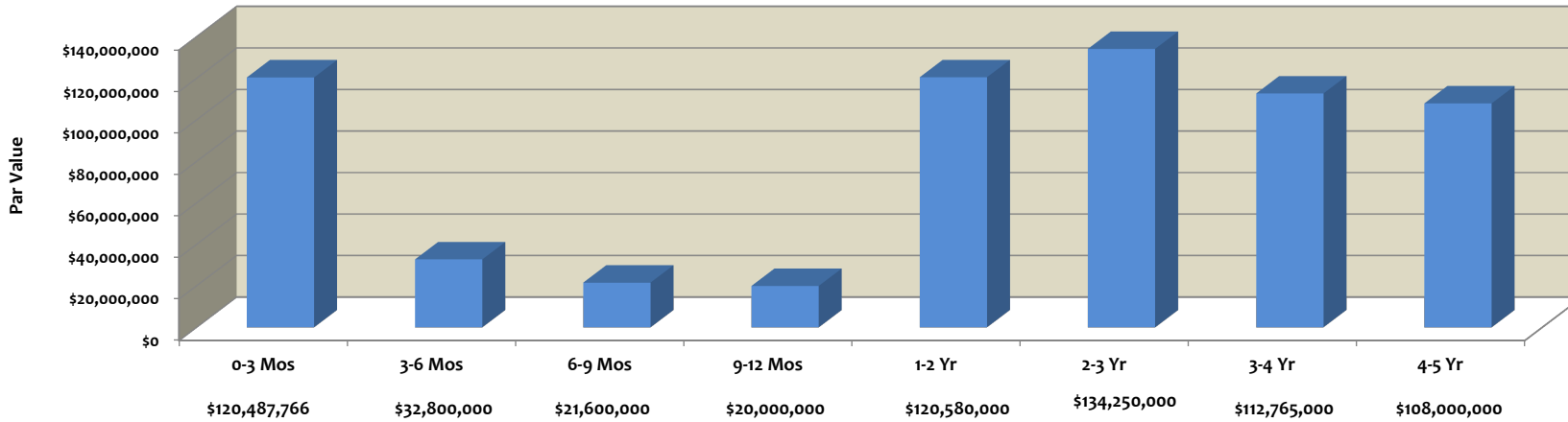




MATURITY DISTRIBUTION

Current Par Value	0-3 Mos	3-6 Mos	6-9 Mos	9-12 Mos	1-2 Yr	2-3 Yr	3-4 Yr	4-5 Yr	Totals
AGENCY NOTE	\$ 10,000,000	\$ 5,000,000	\$ -	\$ -	\$ 25,000,000	\$ 30,000,000	\$ 55,000,000	\$ 60,000,000	\$ 185,000,000.00
MEDIUM TERM CORPORATE NOTES	-	5,000,000	-	10,000,000	49,000,000	62,500,000	27,950,000	20,000,000	\$ 174,450,000.00
MONEY MARKET	75,000,000	-	-	-	-	-	-	-	\$ 75,000,000.00
STATE POOL	30,487,766	-	-	-	-	-	-	-	\$ 30,487,766.19
TIME DEPOSIT	-	2,800,000	1,600,000	-	-	-	-	-	\$ 4,400,000.00
TREASURY NOTE	5,000,000	15,000,000	5,000,000	10,000,000	25,000,000	5,000,000	5,000,000	5,000,000	\$ 75,000,000.00
CERTIFICATE OF DEPOSIT	-	-	-	-	5,000,000	5,000,000	10,000,000	15,000,000	\$ 35,000,000.00
MUNICIPAL BOND	-	5,000,000	15,000,000	-	16,580,000	21,750,000	10,000,000	8,000,000	\$ 76,330,000.00
SUPRANATIONAL	-	-	-	-	-	10,000,000	-	-	\$ 10,000,000.00
US SOVEREIGN BOND GUARANTEE	-	-	-	-	-	-	4,815,000	-	\$ 4,815,000.00
Totals	\$120,487,766	\$32,800,000	\$21,600,000	\$20,000,000	\$120,580,000	\$134,250,000	\$112,765,000	\$108,000,000	\$670,482,766
% of Portfolio	17.97%	4.89%	3.22%	2.98%	17.98%	20.02%	16.82%	16.11%	100.00%

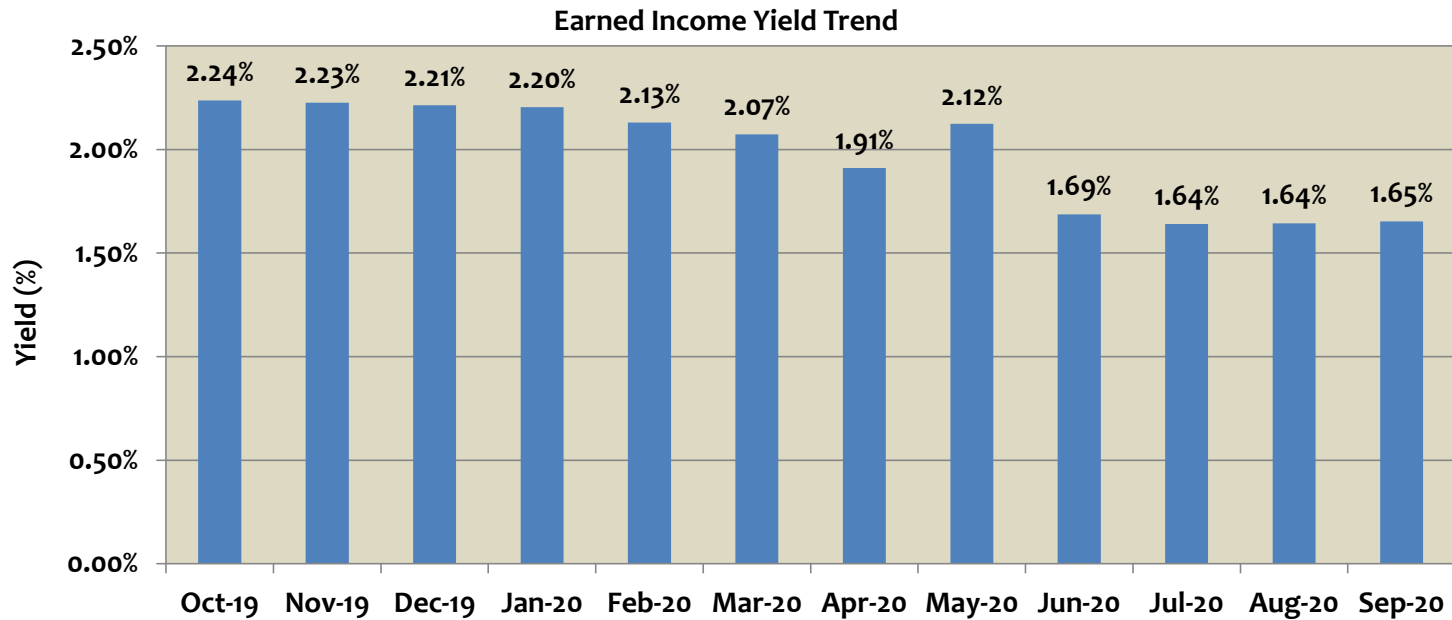
Maturity Distribution
September 30, 2020





PORTFOLIO - EARNED INCOME YIELD

Month	Earned Income Yield
Oct-19	2.24%
Nov-19	2.23%
Dec-19	2.21%
Jan-20	2.20%
Feb-20	2.13%
Mar-20	2.07%
Apr-20	1.91%
May-20	2.12%
Jun-20	1.69%
Jul-20	1.64%
Aug-20	1.64%
Sep-20	1.65%



In accordance with State Law, the Finance Director certifies that the securities held in the City Investment Portfolio, comply with City policies. The Finance Director further certifies that the City has Operating Funds available to meet its expenditure requirements for the next six months.

Amortized Cost - the total amount at which investments are carried on the City books. This amount includes the amortization and accretion of premiums and discounts, respectively.

Market Value - the total amount at which investments are being sold in the market. Market prices are provided by the Bank of New York.

Maturity Value - (also referred to as "par value") the total amount of the face or stated value of the investments at maturity.

Average Days to Maturity - the average time in days left in the maturity of the investments.

Monthly Yield - the rate of return on investments as expressed in a percentage.

Earned Interest - the amount of income realized by all investments.

Agency Note	Issuer	CUSIP	Coupon Rate	Yield Matur	Purchase Date	Maturity Date	Ending Par Val/Shares	Amor Value On 09/30/20	Ending Market Val	Ending Unit Price
Agency Note	FARMER MAC	31422BF39	0.410	0.4100	06/23/20	06/23/23	5,000,000.00	5,000,000.00	5,003,100.00	1.000620
Agency Note	FED FARM CREDIT BANK	3133EFWB9	0.496	0.4965	01/22/16	01/22/21	5,000,000.00	5,000,000.00	5,005,450.00	1.001090
Agency Note	FED FARM CREDIT BANK	3133ELMC5	1.530	1.5300	02/10/20	02/10/22	10,000,000.00	10,000,000.00	10,042,200.00	1.004220
Agency Note	FED FARM CREDIT BANK	3133EL3E2	0.320	0.3200	08/10/20	08/10/23	5,000,000.00	5,000,000.00	4,996,050.00	0.999210
Agency Note	FED FARM CREDIT BANK	3133EKBW5	2.610	2.6100	02/27/19	02/27/24	5,000,000.00	5,000,000.00	5,398,650.00	1.079730
Agency Note	FED FARM CREDIT BANK	3133ELSL9	1.050	1.0500	03/12/20	03/12/24	5,000,000.00	5,000,000.00	5,011,100.00	1.002220
Agency Note	FED FARM CREDIT BANK	3133ELQ56	0.570	0.5700	07/02/20	07/02/24	5,000,000.00	5,000,000.00	4,997,300.00	0.999460
Agency Note	FED FARM CREDIT BANK	3133EKA63	1.600	1.6000	08/16/19	08/16/24	10,000,000.00	10,000,000.00	10,507,200.00	1.050720
Agency Note	FED FARM CREDIT BANK	3133EKP75	1.600	1.4076	10/04/19	09/17/24	5,000,000.00	5,037,285.14	5,256,500.00	1.051300
Agency Note	FED FARM CREDIT BANK	3133ELZ80	0.580	0.5800	07/29/20	07/29/25	5,000,000.00	5,000,000.00	5,002,650.00	1.000530
Agency Note	FED FARM CREDIT BANK	3133EMAU6	0.500	0.5000	09/22/20	09/22/25	10,000,000.00	10,000,000.00	9,984,700.00	0.998470
Agency Note	FED HOME LOAN BANK	313378WG2	2.500	2.4593	03/12/19	03/11/22	5,000,000.00	5,002,982.35	5,169,700.00	1.033940
Agency Note	FED HOME LOAN BANK	3130A3KM5	2.500	2.3160	12/27/17	12/09/22	5,000,000.00	5,022,216.46	5,254,050.00	1.050810
Agency Note	FED HOME LOAN BANK	3130ADRG9	2.750	2.5800	03/04/19	03/10/23	5,000,000.00	5,020,451.09	5,308,950.00	1.061790
Agency Note	FED HOME LOAN BANK	3130AFRW9	2.700	2.5516	02/26/19	08/28/23	5,000,000.00	5,021,298.49	5,366,450.00	1.073290
Agency Note	FED HOME LOAN BANK	3130A0XE5	3.250	2.5800	03/08/19	03/08/24	5,000,000.00	5,111,423.66	5,504,950.00	1.100990
Agency Note	FED HOME LOAN BANK	3130AB3H7	2.375	0.8307	03/16/20	03/08/24	5,000,000.00	5,265,814.09	5,352,750.00	1.070550
Agency Note	FED HOME LOAN BANK	3130A2UW4	2.875	1.6639	10/24/19	09/13/24	5,000,000.00	5,233,406.30	5,527,950.00	1.105590
Agency Note	FED HOME LOAN BANK	3130A3GE8	2.750	1.7080	12/13/19	12/13/24	5,000,000.00	5,224,734.73	5,503,000.00	1.100600
Agency Note	FED HOME LOAN MORT CORP	3134GBX56	2.250	2.3100	01/30/18	11/24/20	10,000,000.00	9,997,032.63	10,031,100.00	1.003110
Agency Note	FED HOME LOAN MORT CORP	3134GWQM1	0.210	0.2100	08/19/20	08/19/22	5,000,000.00	5,000,000.00	5,000,250.00	1.000050
Agency Note	FED HOME LOAN MORT CORP	3134GV5M6	0.400	0.4000	07/14/20	07/14/23	5,000,000.00	5,000,000.00	5,002,250.00	1.000450
Agency Note	FED HOME LOAN MORT CORP	3134GUR51	1.770	1.7700	01/15/20	07/15/24	10,000,000.00	10,000,000.00	10,036,200.00	1.003620
Agency Note	FED HOME LOAN MORT CORP	3134GUJ35	1.860	1.8600	12/30/19	12/30/24	10,000,000.00	10,000,000.00	10,034,100.00	1.003410
Agency Note	FED HOME LOAN MORT CORP	3134GUF21	1.920	1.9200	01/06/20	01/06/25	10,000,000.00	10,000,000.00	10,038,800.00	1.003880
Agency Note	FED HOME LOAN MORT CORP	3136G4YP2	0.720	0.7200	07/09/20	07/09/25	5,000,000.00	5,000,000.00	5,004,100.00	1.000820
Agency Note	FEDERAL NAT MORTGAGE ASSOC	3135G0T45	1.875	2.5955	12/27/18	04/05/22	5,000,000.00	4,930,223.78	5,131,650.00	1.026330
Agency Note	FEDERAL NAT MORTGAGE ASSOC	3136G4ZR7	0.700	0.7000	07/21/20	07/21/25	5,000,000.00	5,000,000.00	5,000,250.00	1.000050
Agency Note	FEDERAL NAT MORTGAGE ASSOC	3136G4N82	0.490	0.4900	08/21/20	08/21/25	10,000,000.00	10,000,000.00	9,983,600.00	0.998360
Total Count 29			1.548	1.4253			185,000,000.00	185,866,868.72	189,455,000.00	1.024081

Certificate of Deposit	Issuer	CUSIP	Coupon Rate	Yield Matur	Purchase Date	Maturity Date	Ending Par Val/Shares	Amor Value On 09/30/20	Ending Market Val	Ending Unit Price
Certificate of Deposit	MORGAN STANLEY	61760A6Q7	1.850	1.8500	01/30/20	01/30/23	5,000,000.00	5,000,000.00	5,191,785.50	1.038357
Certificate of Deposit	MORGAN STANLEY	61768EBM4	1.650	1.6500	03/05/20	03/05/24	5,000,000.00	5,000,000.00	5,241,521.50	1.048304
Certificate of Deposit	MORGAN STANLEY	61690ULQ1	1.950	1.9711	10/10/19	10/10/24	5,000,000.00	4,999,450.55	5,339,215.00	1.067843
Certificate of Deposit	MORGAN STANLEY	61690UMT4	1.950	1.9711	10/31/19	10/31/24	5,000,000.00	5,000,000.00	5,341,674.00	1.068335
Certificate of Deposit	MORGAN STANLEY	61768EAQ6	1.800	1.8000	02/20/20	02/20/25	5,000,000.00	5,000,000.00	5,331,685.00	1.066337
Certificate of Deposit	WELLS FARGO BANK	949763XG6	2.900	2.9000	01/30/19	01/31/22	5,000,000.00	5,000,000.00	5,175,773.00	1.035155
Certificate of Deposit	WELLS FARGO BANK	949763WR3	3.350	3.3500	01/09/19	01/09/24	1,000,000.00	1,000,000.00	1,102,656.00	1.102656
Certificate of Deposit	WELLS FARGO BANK	949763WU6	3.200	3.2000	01/18/19	01/18/24	4,000,000.00	4,000,000.00	4,393,702.80	1.098426
Total Count 8			2.190	2.1960			35,000,000.00	34,999,450.55	37,118,012.80	1.060515

Medium Term Corporate Note	Issuer	CUSIP	Coupon Rate	Yield Matur	Purchase Date	Maturity Date	Ending Par Val/Shares	Amor Value On 09/30/20	Ending Market Val	Ending Unit Price
Medium Term Corporate Note	APPLE INC	037833BU3	2.850	2.7654	03/06/19	02/23/23	3,510,000.00	3,517,127.53	3,704,173.20	1.055320
Medium Term Corporate Note	APPLE INC	037833CU2	2.850	2.6366	05/21/19	05/11/24	5,000,000.00	5,040,259.91	5,395,150.00	1.079030
Medium Term Corporate Note	BANK OF AMERICA	06051GFZ7	2.503	2.9110	01/29/18	10/21/22	5,000,000.00	4,951,159.06	5,107,400.00	1.021480

Medium Term Corporate Note	BANK OF NEW YORK	06406HCS6	3.650	3.1079	03/01/19	02/04/24	2,950,000.00	3,002,645.98	3,237,566.00	1.097480
Medium Term Corporate Note	BARCLAYS BANK	06747PXW4	1.100	1.1000	06/22/20	06/22/22	5,000,000.00	5,000,000.00	4,961,650.00	0.992330
Medium Term Corporate Note	Berkshire Hathaway Inc.	084670BR8	2.750	3.3102	12/18/18	03/15/23	5,000,000.00	4,933,316.29	5,266,950.00	1.053390
Medium Term Corporate Note	CATERPILLAR, INC.	14913QAA7	2.400	2.6510	01/29/18	06/06/22	5,000,000.00	4,975,712.81	5,168,900.00	1.033780
Medium Term Corporate Note	CHEVRON CORP	166764AB6	2.355	1.7642	01/24/20	12/05/22	5,000,000.00	5,071,940.70	5,190,650.00	1.038130
Medium Term Corporate Note	CHEVRON CORP	166764AH3	3.191	3.5000	11/26/18	06/24/23	5,000,000.00	4,956,358.85	5,343,250.00	1.068650
Medium Term Corporate Note	CITIBANK NA	17325FAQ1	3.400	3.2253	01/16/19	07/23/21	5,000,000.00	5,008,528.35	5,115,350.00	1.023070
Medium Term Corporate Note	ESTEE LAUDER CO	29736RAE0	2.350	2.4200	05/17/19	08/15/22	5,000,000.00	4,993,204.52	5,171,250.00	1.034250
Medium Term Corporate Note	EXXON MOBIL CORPORATION	30231GBH4	2.992	1.3664	05/15/20	03/19/25	5,000,000.00	5,353,573.12	5,479,300.00	1.095860
Medium Term Corporate Note	FLORIDA POWER & LIGHT	341081FZ5	2.850	0.9313	06/01/20	04/01/25	5,000,000.00	5,477,683.33	5,481,850.00	1.096370
Medium Term Corporate Note	GUARDIAN LIFE	40139LAC7	1.950	1.6104	01/31/20	10/27/21	5,000,000.00	5,025,062.68	5,088,000.00	1.017600
Medium Term Corporate Note	HARVARD PRES & FELLOWS	740816AJ2	2.300	2.3860	05/24/19	10/01/23	4,000,000.00	3,988,513.73	4,200,800.00	1.050200
Medium Term Corporate Note	HSBC USA INC	40434CAD7	3.500	2.1493	10/23/19	06/23/22	5,000,000.00	5,257,532.53	5,397,100.00	1.079420
Medium Term Corporate Note	IBM CREDIT CORP	44932HAC7	2.200	2.3040	09/15/17	09/08/22	6,000,000.00	5,987,870.25	6,230,220.00	1.038370
Medium Term Corporate Note	NEW YORK LIFE	64952WDG5	2.875	2.7501	04/26/19	04/10/24	5,000,000.00	5,023,496.41	5,370,800.00	1.074160
Medium Term Corporate Note	NOVARTIS CAPITAL CORP	66989HAE8	2.400	1.6500	01/23/20	09/21/22	5,000,000.00	5,073,476.89	5,205,300.00	1.041060
Medium Term Corporate Note	ORACLE	68389XAP0	2.500	1.7863	01/10/20	10/15/22	5,000,000.00	5,086,872.69	5,218,500.00	1.043700
Medium Term Corporate Note	ORACLE	68389XBR5	2.625	2.2240	07/25/19	02/15/23	4,990,000.00	5,038,402.79	5,212,104.90	1.044510
Medium Term Corporate Note	ORACLE	68389XBL8	2.400	2.9284	02/13/19	09/15/23	5,000,000.00	4,924,641.81	5,258,850.00	1.051770
Medium Term Corporate Note	PRICOA GLOBAL FUNDING	741531FA0	3.450	3.1799	02/04/19	09/01/22	5,000,000.00	5,038,359.76	5,411,250.00	1.082250
Medium Term Corporate Note	PROTECTIVE LIFE	74368CAE4	1.999	1.1801	04/30/20	09/14/21	5,000,000.00	5,040,587.08	5,079,800.00	1.015960
Medium Term Corporate Note	SANOFI PHARMACEUTICAL	801060AC8	3.375	1.6725	02/06/20	06/19/23	5,000,000.00	5,248,067.06	5,406,850.00	1.081370
Medium Term Corporate Note	SHELL INTERNATIONAL FIN	822582BZ4	3.500	1.7172	02/05/20	11/13/23	5,000,000.00	5,301,537.52	5,439,200.00	1.087840
Medium Term Corporate Note	SHELL INTERNATIONAL FIN	822582CC4	2.000	2.0998	11/14/19	11/07/24	5,000,000.00	4,978,671.21	5,258,950.00	1.051790
Medium Term Corporate Note	TOYOTA MOTOR CREDIT CORP	89236TCQ6	2.800	3.1012	04/19/18	07/13/22	3,000,000.00	2,982,607.74	3,131,760.00	1.043920
Medium Term Corporate Note	TOYOTA MOTOR CREDIT CORP	89236TGT6	1.800	1.8000	02/13/20	02/13/25	5,000,000.00	5,000,000.00	5,223,850.00	1.044770
Medium Term Corporate Note	U.S. BANCORP	91159HHP8	2.625	3.2771	05/24/18	01/24/22	5,000,000.00	4,952,655.61	5,141,450.00	1.028290
Medium Term Corporate Note	U.S. BANCORP	91159HHC7	3.000	2.7951	03/08/19	03/15/22	5,000,000.00	5,014,948.57	5,185,550.00	1.037110
Medium Term Corporate Note	US Bank NA Cincinnati	90331HNV1	3.400	3.4812	11/26/18	07/24/23	5,000,000.00	4,990,862.34	5,396,750.00	1.079350
Medium Term Corporate Note	WAL-MART STORES	931142EL3	2.850	1.8859	10/01/19	07/08/24	5,000,000.00	5,184,883.28	5,432,650.00	1.086530
Medium Term Corporate Note	WELLS FARGO BANK	94988J5N3	2.600	3.3600	11/06/18	01/15/21	5,000,000.00	4,981,313.92	5,033,500.00	1.006700
Medium Term Corporate Note	WELLS FARGO BANK	94988J5To	3.625	2.7984	05/10/19	10/22/21	5,000,000.00	5,060,297.76	5,155,550.00	1.031110
Medium Term Corporate Note	WELLS FARGO BANK	949746SK8	3.069	3.0299	01/30/18	01/24/23	5,000,000.00	5,004,667.18	5,157,100.00	1.031420
Total Count 36			2.716	2.3822			174,450,000.00	176,466,839.26	183,259,324.10	1.050498

Money Market	Issuer	CUSIP	Coupon Rate	Yield Matur	Purchase Date	Maturity Date	Ending Par Val/Shares	Amor Value On 09/30/20	Ending Market Val	Ending Unit Price
Money Market	FIDELITY INVESTMENTS		0.026	0.0258	12/10/90	Open	75,000,000.00	75,000,000.00	75,000,000.00	1.000000
	Total Count 1		0.026	0.0258			75,000,000.00	75,000,000.00	75,000,000.00	1.000000

Municipal Bond	Issuer	CUSIP	Coupon Rate	Yield Matur	Purchase Date	Maturity Date	Ending Par Val/Shares	Amor Value On 09/30/20	Ending Market Val	Ending Unit Price
Municipal Bond	CALIFORNIA DEPT WATER RESOURCE	13066YTZ2	2.000	2.0000	06/06/19	05/01/22	4,000,000.00	4,000,000.00	4,107,400.00	1.026850
Municipal Bond	CALIFORNIA ST HOUSING FINANCE	13034PZJ9	2.612	2.6120	05/08/19	02/01/22	3,500,000.00	3,500,000.00	3,584,000.00	1.024000
Municipal Bond	CITY OF VALLEJO	919259BL4	1.469	1.4690	03/31/20	05/01/23	1,500,000.00	1,500,000.00	1,513,110.00	1.008740
Municipal Bond	COUNTY OF RIVERSIDE CA	76913CAZ2	2.667	2.2601	05/06/20	02/15/25	5,000,000.00	5,086,580.24	5,335,550.00	1.067110
Municipal Bond	NEW YORK STATE URBAN DEV	650036AR7	0.720	0.7200	06/25/20	03/15/23	1,250,000.00	1,250,000.00	1,248,462.50	0.998770
Municipal Bond	NEW YORK STATE URBAN DEV	64985TAY7	2.020	2.0200	10/30/19	03/15/24	5,000,000.00	5,000,000.00	5,200,800.00	1.040160
Municipal Bond	STATE OF CALIFORNIA	13063CP87	1.500	1.3002	03/27/20	04/01/21	5,000,000.00	5,009,893.43	5,028,050.00	1.005610
Municipal Bond	STATE OF CALIFORNIA	13063DAC2	2.625	1.7008	03/30/20	04/01/21	5,000,000.00	5,045,625.87	5,056,000.00	1.011200
Municipal Bond	STATE OF CALIFORNIA	13063DAC2	2.625	0.7874	04/28/20	04/01/21	5,000,000.00	5,094,343.75	5,056,000.00	1.011200
Municipal Bond	STATE OF CALIFORNIA	13063DAD0	2.367	2.0004	03/26/20	04/01/22	5,330,000.00	5,368,125.00	5,484,250.20	1.028940
Municipal Bond	STATE OF CALIFORNIA	13063DDG0	2.250	2.8401	01/22/19	10/01/23	5,000,000.00	4,902,351.35	5,257,150.00	1.051430
Municipal Bond	STATE OF CALIFORNIA	13063DLZ9	3.000	2.5002	05/01/19	04/01/24	5,000,000.00	5,094,571.28	5,409,300.00	1.081860

Municipal Bond	STATE OF CONNECTICUT	20772KAC3	2.670	1.0203	05/01/20	01/15/21	5,000,000.00	5,041,032.63	5,031,100.00	1.006220
Municipal Bond	STATE OF CONNECTICUT	20772KAE9	2.990	1.9630	10/17/19	01/15/23	5,000,000.00	5,124,676.61	5,260,750.00	1.052150
Municipal Bond	STATE OF HAWAII	419792YL4	2.770	1.6101	04/03/20	01/01/22	3,750,000.00	3,814,208.93	3,864,037.50	1.030410
Municipal Bond	STATE OF WISCONSIN	977100CZ7	2.049	2.0490	03/25/20	05/01/23	4,000,000.00	4,000,000.00	4,145,640.00	1.036410
Municipal Bond	TEXAS A&M UNIVERSITY	88213AKA2	2.349	1.6402	01/23/20	05/15/23	5,000,000.00	5,103,327.82	5,259,650.00	1.051930
Municipal Bond	TEXAS A&M UNIVERSITY	88213ALV5	2.877	1.0002	05/15/20	05/15/25	3,000,000.00	3,273,930.00	3,308,280.00	1.102760
Total Count 18			2.409	1.8074			76,330,000.00	77,208,666.91	79,149,530.20	1.036939

State Pool	Issuer	CUSIP	Coupon Rate	Yield Matur	Purchase Date	Maturity Date	Ending Par Val/Shares	Amor Value On 09/30/20	Ending Market Val	Ending Unit Price
State Pool	STATE OF CALIFORNIA		0.650	0.6500	01/01/88	Open	28,098,139.19	28,098,139.19	28,098,139.19	1.000000
State Pool	STATE OF CALIFORNIA		0.650	0.6500	11/30/01	Open	2,389,627.00	2,389,627.00	2,389,627.00	1.000000
Total Count 2			0.650	0.6500			30,487,766.19	30,487,766.19	30,487,766.19	1.000000

Supranational	Issuer	CUSIP	Coupon Rate	Yield Matur	Purchase Date	Maturity Date	Ending Par Val/Shares	Amor Value On 09/30/20	Ending Market Val	Ending Unit Price
Supranational	INTL BK RECON & DEVELOP	45905U5U4	1.750	1.7500	01/27/20	01/27/23	5,000,000.00	5,000,000.00	5,020,750.00	1.004150
Supranational	INTL BK RECON & DEVELOP	459058FF5	1.750	2.6580	02/01/19	04/19/23	5,000,000.00	4,869,911.36	5,190,900.00	1.038180
Total Count 2			1.750	2.1980			10,000,000.00	9,869,911.36	10,211,650.00	1.021165

Time Deposit	Issuer	CUSIP	Coupon Rate	Yield Matur	Purchase Date	Maturity Date	Ending Par Val/Shares	Amor Value On 09/30/20	Ending Market Val	Ending Unit Price
Time Deposit	PREMIER VALLEY BANK		1.032	1.0347	01/16/20	01/14/21	1,400,000.00	1,400,000.00	1,400,000.00	1.000000
Time Deposit	PREMIER VALLEY BANK		0.259	0.2597	03/26/20	03/25/21	1,400,000.00	1,400,000.00	1,400,000.00	1.000000
Time Deposit	PREMIER VALLEY BANK		0.249	0.2497	05/14/20	05/13/21	1,600,000.00	1,600,000.00	1,600,000.00	1.000000
Total Count 3			0.501	0.5026			4,400,000.00	4,400,000.00	4,400,000.00	1.000000

Treasury Note	Issuer	CUSIP	Coupon Rate	Yield Matur	Purchase Date	Maturity Date	Ending Par Val/Shares	Amor Value On 09/30/20	Ending Market Val	Ending Unit Price
Treasury Note	U.S. TREASURY	912828M98	1.625	2.1032	01/17/18	11/30/20	5,000,000.00	4,988,170.07	5,012,400.00	1.002480
Treasury Note	U.S. TREASURY	912828N48	1.750	2.0091	12/26/17	12/31/20	5,000,000.00	4,993,587.79	5,020,150.00	1.004030
Treasury Note	U.S. TREASURY	9128283X6	2.250	1.6301	12/24/19	02/15/21	10,000,000.00	10,030,746.65	10,079,300.00	1.007930
Treasury Note	U.S. TREASURY	9128284P2	2.625	2.6041	05/25/18	05/15/21	5,000,000.00	5,001,025.26	5,077,550.00	1.015510
Treasury Note	U.S. TREASURY	912828RC6	2.125	2.4645	04/02/18	08/15/21	5,000,000.00	4,983,331.45	5,087,100.00	1.017420
Treasury Note	U.S. TREASURY	9128284W7	2.750	1.4700	01/30/20	08/15/21	5,000,000.00	5,063,301.24	5,114,450.00	1.022890
Treasury Note	U.S. TREASURY	9128285L0	2.875	1.6000	11/27/19	11/15/21	5,000,000.00	5,094,111.75	5,153,500.00	1.030700
Treasury Note	U.S. TREASURY	912828G87	2.125	2.0047	05/30/19	12/31/21	5,000,000.00	5,008,840.99	5,123,850.00	1.024770
Treasury Note	U.S. TREASURY	9128286U9	2.125	1.6000	12/02/19	05/15/22	10,000,000.00	10,102,929.53	10,324,200.00	1.032420
Treasury Note	U.S. TREASURY	9128282S8	1.625	2.2322	05/01/19	08/31/22	5,000,000.00	4,940,940.66	5,143,150.00	1.028630
Treasury Note	U.S. TREASURY	9128284X5	2.750	1.6374	12/31/19	08/31/23	5,000,000.00	5,162,206.66	5,377,150.00	1.075430
Treasury Note	U.S. TREASURY	912828XX3	2.000	1.5701	10/18/19	06/30/24	5,000,000.00	5,072,926.83	5,337,100.00	1.067420
Treasury Note	U.S. TREASURY	912828G38	2.250	1.6900	12/31/19	11/15/24	5,000,000.00	5,120,837.33	5,415,250.00	1.083050
Total Count 13			2.219	1.8538			75,000,000.00	75,562,956.21	77,265,150.00	1.030202

US Sovereign Bond Guarantee	Issuer	CUSIP	Coupon Rate	Yield Matur	Purchase Date	Maturity Date	Ending Par Val/Shares	Amor Value On 09/30/20	Ending Market Val	Ending Unit Price
US Sovereign Bond Guarantee	AID-ISRAEL	46513EGV8	5.500	2.5770	02/28/19	12/04/23	4,815,000.00	5,283,157.70	5,579,284.95	1.158730
Total Count 1			5.500	2.5770			4,815,000.00	5,283,157.70	5,579,284.95	1.158730

Investment Total			1.881	1.6332			670,482,766.19	675,145,616.90	691,925,718.24	1.031981
-------------------------	--	--	--------------	---------------	--	--	-----------------------	-----------------------	-----------------------	-----------------