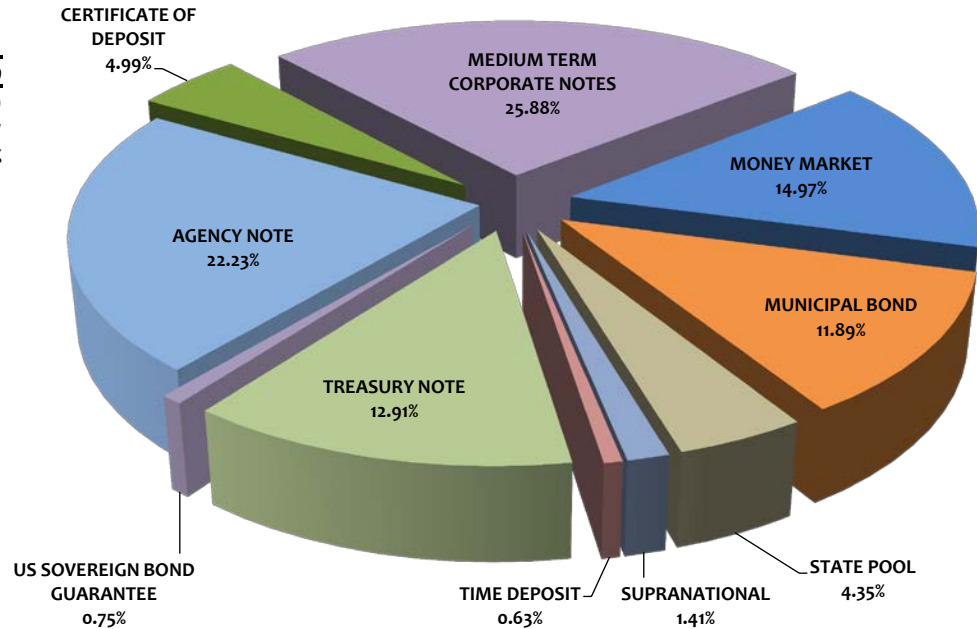





ASSET ALLOCATION						
Assets	Current Par Value	Current Book Value	Market Value	Mkt/Book	Yield to	Maturity
AGENCY NOTE	\$155,000,000	\$155,961,229	\$159,778,996	102.45%	1.62%	
CERTIFICATE OF DEPOSIT	35,000,000	34,999,451	37,297,337	106.57%	2.20%	
MEDIUM TERM CORPORATE NOTES	179,450,000	181,536,875	189,077,800	104.15%	2.40%	
MONEY MARKET	105,000,000	105,000,000	105,000,000	100.00%	0.07%	
MUNICIPAL BOND	82,330,000	83,375,608	85,353,034	102.37%	1.87%	
STATE POOL	30,487,766	30,487,766	30,487,766	100.00%	0.82%	
SUPRANATIONAL	10,000,000	9,869,911	10,238,650	103.74%	2.20%	
TIME DEPOSIT	4,400,000	4,400,000	4,400,000	100.00%	0.50%	
TREASURY NOTE	90,000,000	90,593,413	92,553,050	102.16%	1.92%	
US SOVEREIGN BOND GUARANTEE	4,815,000	5,283,158	5,645,828	106.86%	2.58%	
<b>Totals</b>	<b>\$696,482,766</b>	<b>\$701,507,411</b>	<b>\$719,832,461</b>	<b>102.61%</b>	<b>1.66%</b>	

Portfolio Breakdown & Statistics		
	July 31, 2020	July 31, 2019
AMORTIZED COST	\$701,507,411	\$586,645,689
AVERAGE DAYS TO MATURITY	746	747
CURRENT MONTH RETURN ON INVEST	1.64%	2.33%
EARNED INTEREST-CURR MONTH	\$982,084	\$1,132,623
EARNED INTEREST	\$982,084	\$1,132,623

Pooled Portfolio Composition by Book Value

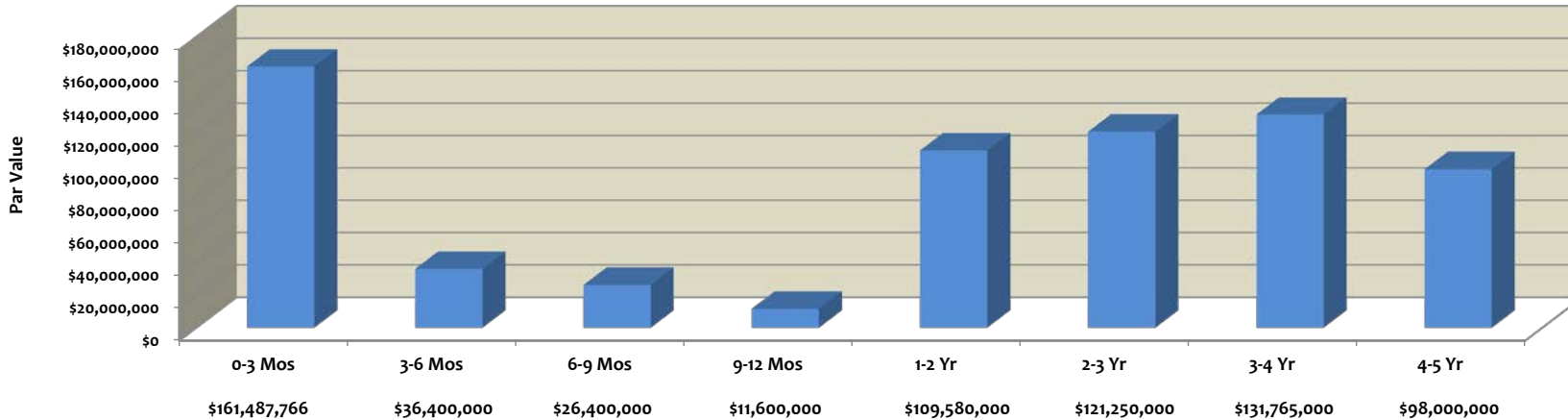




**MATURITY DISTRIBUTION**

Current Par Value	0-3 Mos	3-6 Mos	6-9 Mos	9-12 Mos	1-2 Yr	2-3 Yr	3-4 Yr	4-5 Yr	Totals
AGENCY NOTE	\$ -	\$ 15,000,000	\$ -	\$ -	\$ 20,000,000	\$ 20,000,000	\$ 50,000,000	\$ 50,000,000	\$ 155,000,000.00
MEDIUM TERM CORPORATE NOTES	5,000,000	5,000,000	-	5,000,000	38,000,000	64,500,000	41,950,000	20,000,000	\$ 179,450,000.00
MONEY MARKET	105,000,000	-	-	-	-	-	-	-	\$ 105,000,000.00
STATE POOL	30,487,766	-	-	-	-	-	-	-	\$ 30,487,766.19
TIME DEPOSIT	-	1,400,000	1,400,000	1,600,000	-	-	-	-	\$ 4,400,000.00
TREASURY NOTE	15,000,000	10,000,000	10,000,000	5,000,000	30,000,000	5,000,000	10,000,000	5,000,000	\$ 90,000,000.00
CERTIFICATE OF DEPOSIT	-	-	-	-	5,000,000	5,000,000	10,000,000	15,000,000	\$ 35,000,000.00
MUNICIPAL BOND	6,000,000	5,000,000	15,000,000	-	16,580,000	16,750,000	15,000,000	8,000,000	\$ 82,330,000.00
SUPRANATIONAL	-	-	-	-	-	10,000,000	-	-	\$ 10,000,000.00
US SOVEREIGN BOND GUARANTEE	-	-	-	-	-	-	4,815,000	-	\$ 4,815,000.00
<b>Totals</b>	<b>\$161,487,766</b>	<b>\$36,400,000</b>	<b>\$26,400,000</b>	<b>\$11,600,000</b>	<b>\$109,580,000</b>	<b>\$121,250,000</b>	<b>\$131,765,000</b>	<b>\$98,000,000</b>	<b>\$696,482,766</b>
<b>% of Portfolio</b>	<b>23.19%</b>	<b>5.23%</b>	<b>3.79%</b>	<b>1.67%</b>	<b>15.73%</b>	<b>17.41%</b>	<b>18.92%</b>	<b>14.07%</b>	<b>100.00%</b>

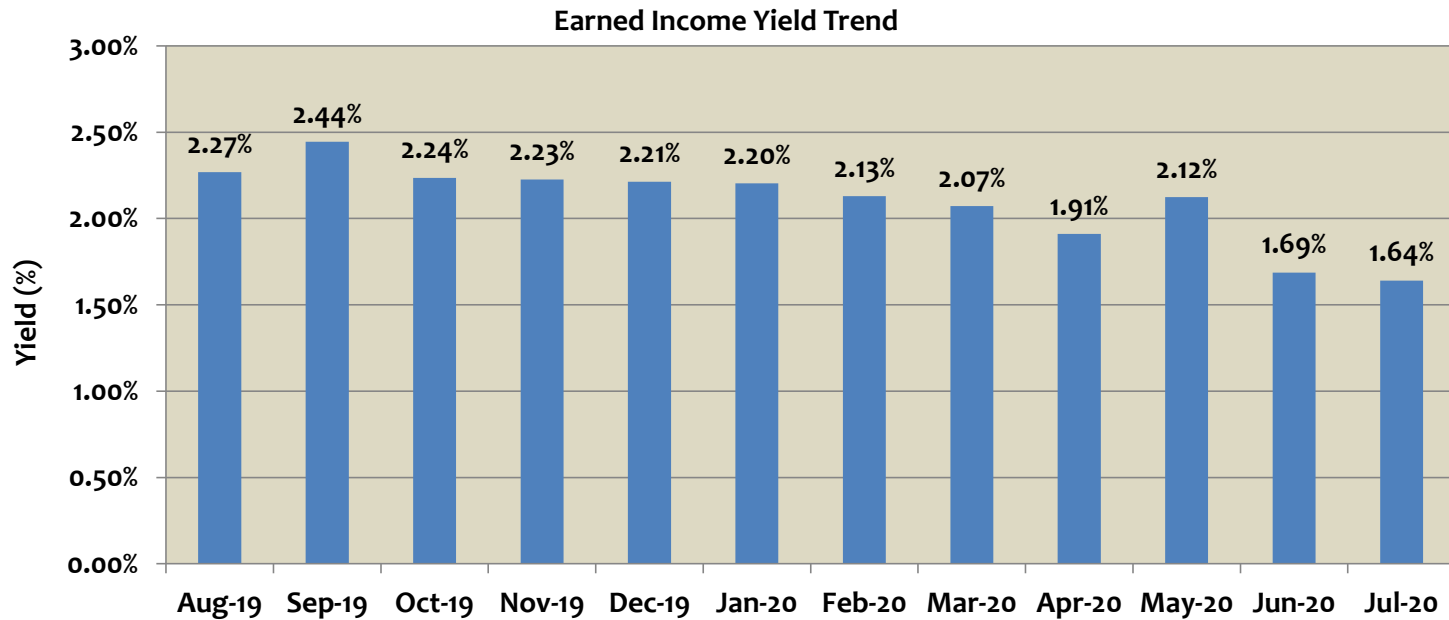
Maturity Distribution  
July 31, 2020





**PORTFOLIO - EARNED INCOME YIELD**

Month	Earned Income Yield
Aug-19	2.27%
Sep-19	2.44%
Oct-19	2.24%
Nov-19	2.23%
Dec-19	2.21%
Jan-20	2.20%
Feb-20	2.13%
Mar-20	2.07%
Apr-20	1.91%
May-20	2.12%
Jun-20	1.69%
Jul-20	1.64%



In accordance with State Law, the Finance Director certifies that the securities held in the City Investment Portfolio, comply with City policies. The Finance Director further certifies that the City has Operating Funds available to meet its expenditure requirements for the next six months.

**Amortized Cost** - the total amount at which investments are carried on the City books. This amount includes the amortization and accretion of premiums and discounts, respectively.

**Market Value** - the total amount at which investments are being sold in the market. Market prices are provided by the Bank of New York.

**Maturity Value** - (also referred to as "par value") the total amount of the face or stated value of the investments at maturity.

**Average Days to Maturity** - the average time in days left in the maturity of the investments.

**Monthly Yield** - the rate of return on investments as expressed in a percentage.

**Earned Interest** - the amount of income realized by all investments.

Agency Note	Issuer	CUSIP	Coupon Rate	Yield Matur	Purchase Date	Maturity Date	Ending Par Val/Shares	Amor Value On 07/31/20	Ending Market Val	Ending Unit Price
Agency Note	FARMER MAC	31422BF39	0.410	0.4100	06/23/20	06/23/23	5,000,000.00	5,000,000.00	5,004,200.00	1.000840
Agency Note	FED FARM CREDIT BANK	3133EFWB9	0.516	0.5114	01/22/16	01/22/21	5,000,000.00	5,000,000.00	5,005,350.00	1.001070
Agency Note	FED FARM CREDIT BANK	3133ELMC5	1.530	1.5300	02/10/20	02/10/22	10,000,000.00	10,000,000.00	10,069,500.00	1.006950
Agency Note	FED FARM CREDIT BANK	3133EKBW5	2.610	2.6100	02/27/19	02/27/24	5,000,000.00	5,000,000.00	5,419,650.00	1.083930
Agency Note	FED FARM CREDIT BANK	3133ELSL9	1.050	1.0500	03/12/20	03/12/24	5,000,000.00	5,000,000.00	5,014,800.00	1.002960
Agency Note	FED FARM CREDIT BANK	3133ELQ56	0.570	0.5700	07/02/20	07/02/24	5,000,000.00	5,000,000.00	5,001,789.00	1.000358
Agency Note	FED FARM CREDIT BANK	3133EKA63	1.600	1.6000	08/16/19	08/16/24	10,000,000.00	10,000,000.00	10,521,100.00	1.052110
Agency Note	FED FARM CREDIT BANK	3133EKP75	1.600	1.4076	10/04/19	09/17/24	5,000,000.00	5,041,800.40	5,263,900.00	1.052780
Agency Note	FED FARM CREDIT BANK	3133ELZ80	0.580	0.5800	07/29/20	07/29/25	5,000,000.00	5,000,000.00	5,000,392.00	1.000078
Agency Note	FED HOME LOAN BANK	313378WG2	2.500	2.4593	03/12/19	03/11/22	5,000,000.00	5,003,952.41	5,185,600.00	1.037120
Agency Note	FED HOME LOAN BANK	3130A3KM5	2.500	2.3160	12/27/17	12/09/22	5,000,000.00	5,022,216.46	5,267,600.00	1.053520
Agency Note	FED HOME LOAN BANK	3130ADRG9	2.750	2.5800	03/04/19	03/10/23	5,000,000.00	5,024,386.37	5,328,450.00	1.065690
Agency Note	FED HOME LOAN BANK	3130AFRW9	2.700	2.5516	02/26/19	08/28/23	5,000,000.00	5,024,693.38	5,383,250.00	1.076650
Agency Note	FED HOME LOAN BANK	3130A0XE5	3.250	2.5800	03/08/19	03/08/24	5,000,000.00	5,126,540.82	5,517,600.00	1.103520
Agency Note	FED HOME LOAN BANK	3130AB3H7	2.375	0.8307	03/16/20	03/08/24	5,000,000.00	5,304,138.89	5,363,350.00	1.072670
Agency Note	FED HOME LOAN BANK	3130A2UW4	2.875	1.6639	10/24/19	09/13/24	5,000,000.00	5,261,509.32	5,507,250.00	1.101450
Agency Note	FED HOME LOAN BANK	3130A3GE8	2.750	1.7080	12/13/19	12/13/24	5,000,000.00	5,224,734.73	5,518,650.00	1.103730
Agency Note	FED HOME LOAN MORT CORP	3134GBX56	2.250	2.3100	01/30/18	11/24/20	10,000,000.00	9,997,032.63	10,065,000.00	1.006500
Agency Note	FED HOME LOAN MORT CORP	3134GV5M6	0.400	0.4000	07/14/20	07/14/23	5,000,000.00	5,000,000.00	5,002,452.00	1.000490
Agency Note	FED HOME LOAN MORT CORP	3134GUR51	1.770	1.7700	01/15/20	07/15/24	10,000,000.00	10,000,000.00	10,064,300.00	1.006430
Agency Note	FED HOME LOAN MORT CORP	3134GUV35	1.860	1.8600	12/30/19	12/30/24	10,000,000.00	10,000,000.00	10,065,100.00	1.006510
Agency Note	FED HOME LOAN MORT CORP	3134GUF21	1.920	1.9200	01/06/20	01/06/25	10,000,000.00	10,000,000.00	10,060,700.00	1.006070
Agency Note	FED HOME LOAN MORT CORP	3136G4YP2	0.720	0.7200	07/09/20	07/09/25	5,000,000.00	5,000,000.00	5,003,113.00	1.000623
Agency Note	FEDERAL NAT MORTGAGE ASSOC	3135G0T45	1.875	2.5955	12/27/18	04/05/22	5,000,000.00	4,930,223.78	5,143,550.00	1.028710
Agency Note	FEDERAL NAT MORTGAGE ASSOC	3136G4ZR7	0.700	0.7000	07/21/20	07/21/25	5,000,000.00	5,000,000.00	5,002,350.00	1.000470
<b>Total Count 25</b>			<b>1.767</b>	<b>1.6195</b>			<b>155,000,000.00</b>	<b>155,961,229.19</b>	<b>159,778,996.00</b>	<b>1.030832</b>

Certificate of Deposit	Issuer	CUSIP	Coupon Rate	Yield Matur	Purchase Date	Maturity Date	Ending Par Val/Shares	Amor Value On 07/31/20	Ending Market Val	Ending Unit Price
Certificate of Deposit	MORGAN STANLEY	61760A6Q7	1.850	1.8500	01/30/20	01/30/23	5,000,000.00	5,000,000.00	5,210,667.50	1.042134
Certificate of Deposit	MORGAN STANLEY	61768EBM4	1.650	1.6500	03/05/20	03/05/24	5,000,000.00	5,000,000.00	5,263,137.50	1.052628
Certificate of Deposit	MORGAN STANLEY	61690ULQ1	1.950	1.9711	10/10/19	10/10/24	5,000,000.00	4,999,450.55	5,366,177.00	1.073235
Certificate of Deposit	MORGAN STANLEY	61690UMT4	1.950	1.9711	10/31/19	10/31/24	5,000,000.00	5,000,000.00	5,370,278.00	1.074056
Certificate of Deposit	MORGAN STANLEY	61768EAQ6	1.800	1.8000	02/20/20	02/20/25	5,000,000.00	5,000,000.00	5,359,730.00	1.071946
Certificate of Deposit	WELLS FARGO BANK	949763XG6	2.900	2.9000	01/30/19	01/31/22	5,000,000.00	5,000,000.00	5,196,530.00	1.039306
Certificate of Deposit	WELLS FARGO BANK	949763WR3	3.350	3.3500	01/09/19	01/09/24	1,000,000.00	1,000,000.00	1,109,742.10	1.109742
Certificate of Deposit	WELLS FARGO BANK	949763WU6	3.200	3.2000	01/18/19	01/18/24	4,000,000.00	4,000,000.00	4,421,074.80	1.105269
<b>Total Count 8</b>			<b>2.190</b>	<b>2.1960</b>			<b>35,000,000.00</b>	<b>34,999,450.55</b>	<b>37,297,336.90</b>	<b>1.065638</b>

Medium Term Corporate Note	Issuer	CUSIP	Coupon Rate	Yield Matur	Purchase Date	Maturity Date	Ending Par Val/Shares	Amor Value On 07/31/20	Ending Market Val	Ending Unit Price
Medium Term Corporate Note	BANK OF NEW YORK	06406HCS6	3.650	3.1079	03/01/19	02/04/24	2,950,000.00	3,009,713.60	3,253,112.50	1.102750
Medium Term Corporate Note	BANK OF AMERICA	06051GFZ7	2.503	2.9110	01/29/18	10/21/22	5,000,000.00	4,951,159.06	5,127,550.00	1.025510

Medium Term Corporate Note	CATERPILLAR, INC.	14913QAA7	2.400	2.6510	01/29/18	06/06/22	5,000,000.00	4,975,712.81	5,194,900.00	1.038980
Medium Term Corporate Note	BARCLAYS BANK	06747PXXW4	1.100	1.1000	06/22/20	06/22/22	5,000,000.00	5,000,000.00	4,935,450.00	0.987090
Medium Term Corporate Note	CITIBANK NA	17325FAJ7	2.125	3.1900	10/18/18	10/20/20	5,000,000.00	4,973,793.00	5,012,300.00	1.002460
Medium Term Corporate Note	CITIBANK NA	17325FAQ1	3.400	3.2253	01/16/19	07/23/21	5,000,000.00	5,008,528.35	5,138,700.00	1.027740
Medium Term Corporate Note	CHEVRON CORP	166764AB6	2.355	1.7642	01/24/20	12/05/22	5,000,000.00	5,071,940.70	5,205,750.00	1.041150
Medium Term Corporate Note	CHEVRON CORP	166764AH3	3.191	3.5000	11/26/18	06/24/23	5,000,000.00	4,956,358.85	5,373,250.00	1.074650
Medium Term Corporate Note	Berkshire Hathaway Inc.	084670BR8	2.750	3.3102	12/18/18	03/15/23	5,000,000.00	4,920,623.85	5,299,050.00	1.059810
Medium Term Corporate Note	APPLE INC	037833BU3	2.850	2.7654	03/06/19	02/23/23	3,510,000.00	3,518,495.24	3,721,196.70	1.060170
Medium Term Corporate Note	APPLE INC	037833CU2	2.850	2.6366	05/21/19	05/11/24	5,000,000.00	5,040,259.91	5,409,200.00	1.081840
Medium Term Corporate Note	ESTEE LAUDER CO	29736RAE0	2.350	2.4200	05/17/19	08/15/22	5,000,000.00	4,993,204.52	5,186,900.00	1.037380
Medium Term Corporate Note	EXXON MOBIL CORPORATION	30231GBH4	2.992	1.3664	05/15/20	03/19/25	5,000,000.00	5,402,971.11	5,500,350.00	1.100070
Medium Term Corporate Note	FLORIDA POWER & LIGHT	341081FZ5	2.850	0.9313	06/01/20	04/01/25	5,000,000.00	5,477,683.33	5,504,700.00	1.100940
Medium Term Corporate Note	GUARDIAN LIFE	40139LAC7	1.950	1.6104	01/31/20	10/27/21	5,000,000.00	5,025,062.68	5,096,200.00	1.019240
Medium Term Corporate Note	HARVARD PRES & FELLOWS	740816AJ2	2.300	2.3860	05/24/19	10/01/23	4,000,000.00	3,988,513.73	4,206,920.00	1.051730
Medium Term Corporate Note	HSBC USA INC	40434CAD7	3.500	2.1493	10/23/19	06/23/24	5,000,000.00	5,257,532.53	5,512,850.00	1.102570
Medium Term Corporate Note	IBM CREDIT CORP	44932HAC7	2.200	2.3040	09/15/17	09/08/22	6,000,000.00	5,984,923.66	6,236,640.00	1.039440
Medium Term Corporate Note	NEW YORK LIFE	64952WDG5	2.875	2.7501	04/26/19	04/10/24	5,000,000.00	5,023,496.41	5,404,350.00	1.080870
Medium Term Corporate Note	NOVARTIS CAPITAL CORP	66989HAE8	2.400	1.6500	01/23/20	09/21/22	5,000,000.00	5,091,471.89	5,225,500.00	1.045100
Medium Term Corporate Note	ORACLE	68389XAP0	2.500	1.7863	01/10/20	10/15/22	5,000,000.00	5,086,872.69	5,227,250.00	1.045450
Medium Term Corporate Note	ORACLE	68389XBR5	2.625	2.2240	07/25/19	02/15/23	4,990,000.00	5,047,766.32	5,259,210.50	1.053950
Medium Term Corporate Note	ORACLE	68389XBL8	2.400	2.9284	02/13/19	09/15/23	5,000,000.00	4,912,708.80	5,285,350.00	1.057070
Medium Term Corporate Note	PRICOA GLOBAL FUNDING	741531FA0	3.450	3.1799	02/04/19	09/01/23	5,000,000.00	5,044,407.46	5,446,350.00	1.089270
Medium Term Corporate Note	PROTECTIVE LIFE	74368CAE4	1.999	1.1801	04/30/20	09/14/21	5,000,000.00	5,068,316.39	5,079,950.00	1.015990
Medium Term Corporate Note	SANOFI PHARMACEUTICAL	801060AC8	3.375	1.6725	02/06/20	06/19/23	5,000,000.00	5,248,067.06	5,430,000.00	1.086000
Medium Term Corporate Note	SHELL INTERNATIONAL FIN	822582BZ4	3.500	1.7172	02/05/20	11/13/23	5,000,000.00	5,301,537.52	5,479,200.00	1.095840
Medium Term Corporate Note	SHELL INTERNATIONAL FIN	822582CC4	2.000	2.0998	11/14/19	11/07/24	5,000,000.00	4,978,671.21	5,277,050.00	1.055410
Medium Term Corporate Note	TOYOTA MOTOR CREDIT CORP	89236TCQ6	2.800	3.1012	04/19/18	07/13/22	3,000,000.00	2,982,607.74	3,137,820.00	1.045940
Medium Term Corporate Note	TOYOTA MOTOR CREDIT CORP	89236TGT6	1.800	1.8000	02/13/20	02/13/25	5,000,000.00	5,000,000.00	5,233,400.00	1.046680
Medium Term Corporate Note	U.S. BANCORP	91159HHP8	2.625	3.2771	05/24/18	01/24/22	5,000,000.00	4,952,655.61	5,159,400.00	1.031880
Medium Term Corporate Note	U.S. BANCORP	91159HHC7	3.000	2.7951	03/08/19	03/15/22	5,000,000.00	5,019,794.70	5,207,300.00	1.041460
Medium Term Corporate Note	US Bank NA Cincinnati	90331HNV1	3.400	3.4812	11/26/18	07/24/23	5,000,000.00	4,990,862.34	5,441,900.00	1.088380
Medium Term Corporate Note	WAL-MART STORES	931142EL3	2.850	1.8859	10/01/19	07/08/24	5,000,000.00	5,184,883.28	5,454,800.00	1.090960
Medium Term Corporate Note	WELLS FARGO BANK	94988J5N3	2.600	3.3600	11/06/18	01/15/21	5,000,000.00	4,981,313.92	5,055,050.00	1.011010
Medium Term Corporate Note	WELLS FARGO BANK	94988J5T0	3.625	2.7984	05/10/19	10/22/21	5,000,000.00	5,060,297.76	5,182,600.00	1.036520
Medium Term Corporate Note	WELLS FARGO BANK	949746SK8	3.069	3.0299	01/30/18	01/24/23	5,000,000.00	5,004,667.18	5,176,300.00	1.035260
	<b>Total Count 37</b>		<b>2.700</b>	<b>2.4040</b>			<b>179,450,000.00</b>	<b>181,536,875.21</b>	<b>189,077,799.70</b>	<b>1.053652</b>

Money Market	Issuer	CUSIP	Coupon Rate	Yield Matur	Purchase Date	Maturity Date	Ending Par Val/Shares	Amor Value On 07/31/20	Ending Market Val	Ending Unit Price
Money Market	FIDELITY INVESTMENTS		0.072	0.0724	12/10/90	Open	105,000,000.00	105,000,000.00	105,000,000.00	1.000000
	<b>Total Count 1</b>		<b>0.072</b>	<b>0.0724</b>			<b>105,000,000.00</b>	<b>105,000,000.00</b>	<b>105,000,000.00</b>	<b>1.000000</b>

Municipal Bond	Issuer	CUSIP	Coupon Rate	Yield Matur	Purchase Date	Maturity Date	Ending Par Val/Shares	Amor Value On 07/31/20	Ending Market Val	Ending Unit Price
Municipal Bond	CALIFORNIA ST HOUSING FINANCE	13034PZJ9	2.612	2.6120	05/08/19	02/01/22	3,500,000.00	3,500,000.00	3,588,480.00	1.025280
Municipal Bond	CALIFORNIA DEPT WATER RESOURCE	13066YTZ2	2.000	2.0000	06/06/19	05/01/22	4,000,000.00	4,000,000.00	4,114,360.00	1.028590
Municipal Bond	CITY OF VALLEJO	919259BL4	1.469	1.4690	03/31/20	05/01/23	1,500,000.00	1,500,000.00	1,512,420.00	1.008280
Municipal Bond	COUNTY OF RIVERSIDE CA	76913CAZ2	2.667	2.2601	05/06/20	02/15/25	5,000,000.00	5,091,500.00	5,393,450.00	1.078690
Municipal Bond	NEW YORK STATE URBAN DEV	650036AR7	0.720	0.7200	06/25/20	03/15/23	1,250,000.00	1,250,000.00	1,254,200.00	1.003360
Municipal Bond	NEW YORK STATE URBAN DEV	64985TAY7	2.020	2.0200	10/30/19	03/15/24	5,000,000.00	5,000,000.00	5,220,100.00	1.044020

Municipal Bond	PALO ALTO UNIFIED	697379UD5	2.291	1.6610	03/30/20	08/03/20	1,000,000.00	1,005,874.69	1,000,000.00	1.000000
Municipal Bond	STATE OF CALIFORNIA	13063CP87	1.500	1.3002	03/27/20	04/01/21	5,000,000.00	5,009,893.43	5,038,250.00	1.007650
Municipal Bond	STATE OF CALIFORNIA	13063DAC2	2.625	1.7008	03/30/20	04/01/21	5,000,000.00	5,045,625.87	5,075,200.00	1.015040
Municipal Bond	STATE OF CALIFORNIA	13063DAC2	2.625	0.7874	04/28/20	04/01/21	5,000,000.00	5,094,343.75	5,075,200.00	1.015040
Municipal Bond	STATE OF CALIFORNIA	13063DAD0	2.367	2.0004	03/26/20	04/01/22	5,330,000.00	5,368,125.00	5,497,521.90	1.031430
Municipal Bond	STATE OF CALIFORNIA	13063DDG0	2.250	2.8401	01/22/19	10/01/23	5,000,000.00	4,902,351.35	5,272,550.00	1.054510
Municipal Bond	STATE OF CALIFORNIA	13063DLZ9	3.000	2.5002	05/01/19	04/01/24	5,000,000.00	5,094,571.28	5,440,450.00	1.088090
Municipal Bond	STATE OF CONNECTICUT	20772KAC3	2.670	1.0203	05/01/20	01/15/21	5,000,000.00	5,041,032.63	5,043,900.00	1.008780
Municipal Bond	STATE OF CONNECTICUT	20772KAE9	2.990	1.9630	10/17/19	01/15/23	5,000,000.00	5,124,676.61	5,252,400.00	1.050480
Municipal Bond	STATE OF HAWAII	419792YL4	2.770	1.6101	04/03/20	01/01/22	3,750,000.00	3,814,208.93	3,863,812.50	1.030350
Municipal Bond	STATE OF TEXAS	882724PY7	4.000	2.8678	03/20/20	08/27/20	5,000,000.00	5,156,146.72	5,012,800.00	1.002560
Municipal Bond	STATE OF WISCONSIN	977100CZ7	2.049	2.0490	03/25/20	05/01/23	4,000,000.00	4,000,000.00	4,135,080.00	1.033770
Municipal Bond	TEXAS A&M UNIVERSITY	88213AKA2	2.349	1.6402	01/23/20	05/15/23	5,000,000.00	5,103,327.82	5,257,550.00	1.051510
Municipal Bond	TEXAS A&M UNIVERSITY	88213ALV5	2.877	1.0002	05/15/20	05/15/25	3,000,000.00	3,273,930.00	3,305,310.00	1.101770
<b>Total Count 20</b>			<b>2.503</b>	<b>1.8691</b>			<b>82,330,000.00</b>	<b>83,375,608.08</b>	<b>85,353,034.40</b>	<b>1.036719</b>

State Pool	Issuer	CUSIP	Coupon Rate	Yield Matur	Purchase Date	Maturity Date	Ending Par Val/Shares	Amor Value On 07/31/20	Ending Market Val	Ending Unit Price
State Pool	STATE OF CALIFORNIA		0.820	0.8200	01/01/88	Open	28,098,139.19	28,098,139.19	28,098,139.19	1.000000
State Pool	STATE OF CALIFORNIA		0.820	0.8200	11/30/01	Open	2,389,627.00	2,389,627.00	2,389,627.00	1.000000
<b>Total Count 2</b>			<b>0.820</b>	<b>0.8200</b>			<b>30,487,766.19</b>	<b>30,487,766.19</b>	<b>30,487,766.19</b>	<b>1.000000</b>

Supranatnional	Issuer	CUSIP	Coupon Rate	Yield Matur	Purchase Date	Maturity Date	Ending Par Val/Shares	Amor Value On 07/31/20	Ending Market Val	Ending Unit Price
Supranational	INTL BK RECON & DEVELOP	45905U5U4	1.750	1.7500	01/27/20	01/27/23	5,000,000.00	5,000,000.00	5,031,550.00	1.006310
Supranational	INTL BK RECON & DEVELOP	459058FF5	1.750	2.6580	02/01/19	04/19/23	5,000,000.00	4,869,911.36	5,207,100.00	1.041420
<b>Total Count 2</b>			<b>1.750</b>	<b>2.1980</b>			<b>10,000,000.00</b>	<b>9,869,911.36</b>	<b>10,238,650.00</b>	<b>1.023865</b>

Time Deposit	Issuer	CUSIP	Coupon Rate	Yield Matur	Purchase Date	Maturity Date	Ending Par Val/Shares	Amor Value On 07/31/20	Ending Market Val	Ending Unit Price
Time Deposit	PREMIER VALLEY BANK		1.032	1.0347	01/16/20	01/14/21	1,400,000.00	1,400,000.00	1,400,000.00	1.000000
Time Deposit	PREMIER VALLEY BANK		0.259	0.2597	03/26/20	03/25/21	1,400,000.00	1,400,000.00	1,400,000.00	1.000000
Time Deposit	PREMIER VALLEY BANK		0.249	0.2497	05/14/20	05/13/21	1,600,000.00	1,600,000.00	1,600,000.00	1.000000
<b>Total Count 3</b>			<b>0.501</b>	<b>0.5026</b>			<b>4,400,000.00</b>	<b>4,400,000.00</b>	<b>4,400,000.00</b>	<b>1.000000</b>

Treasury Note	Issuer	CUSIP	Coupon Rate	Yield Matur	Purchase Date	Maturity Date	Ending Par Val/Shares	Amor Value On 07/31/20	Ending Market Val	Ending Unit Price
Treasury Note	U.S. TREASURY	912828NT3	2.625	2.0650	01/17/18	08/15/20	5,000,000.00	5,013,856.96	5,004,150.00	1.000830
Treasury Note	U.S. TREASURY	9128282V1	1.375	2.3636	02/28/18	09/15/20	10,000,000.00	9,951,145.81	10,014,800.00	1.001480
Treasury Note	U.S. TREASURY	912828M98	1.625	2.1032	01/17/18	11/30/20	5,000,000.00	4,988,170.07	5,024,450.00	1.004890
Treasury Note	U.S. TREASURY	912828N48	1.750	2.0091	12/26/17	12/31/20	5,000,000.00	4,993,587.79	5,033,600.00	1.006720
Treasury Note	U.S. TREASURY	9128283X6	2.250	1.6301	12/24/19	02/15/21	10,000,000.00	10,061,244.74	10,112,500.00	1.011250
Treasury Note	U.S. TREASURY	9128284P2	2.625	2.6041	05/25/18	05/15/21	5,000,000.00	5,001,025.26	5,098,050.00	1.019610
Treasury Note	U.S. TREASURY	912828RC6	2.125	2.4645	04/02/18	08/15/21	5,000,000.00	4,975,148.99	5,102,750.00	1.020550
Treasury Note	U.S. TREASURY	9128284W7	2.750	1.4700	01/30/20	08/15/21	5,000,000.00	5,094,605.88	5,135,150.00	1.027030
Treasury Note	U.S. TREASURY	9128285L0	2.875	1.6000	11/27/19	11/15/21	5,000,000.00	5,094,111.75	5,175,200.00	1.035040
Treasury Note	U.S. TREASURY	912828G87	2.125	2.0047	05/30/19	12/31/21	5,000,000.00	5,008,840.99	5,140,800.00	1.028160
Treasury Note	U.S. TREASURY	9128286U9	2.125	1.6000	12/02/19	05/15/22	10,000,000.00	10,102,929.53	10,356,300.00	1.035630
Treasury Note	U.S. TREASURY	9128282S8	1.625	2.2322	05/01/19	08/31/22	5,000,000.00	4,926,502.96	5,156,250.00	1.031250

Treasury Note	U.S. TREASURY	9128284X5	2.750	1.6374	12/31/19	08/31/23	5,000,000.00	5,188,477.95	5,401,950.00	1.080390
Treasury Note	U.S. TREASURY	912828XX3	2.000	1.5701	10/18/19	06/30/24	5,000,000.00	5,072,926.83	5,357,250.00	1.071450
Treasury Note	U.S. TREASURY	912828G38	2.250	1.6900	12/31/19	11/15/24	5,000,000.00	5,120,837.33	5,439,850.00	1.087970
<b>Total Count 15</b>			<b>2.150</b>	<b>1.9211</b>			<b>90,000,000.00</b>	<b>90,593,412.84</b>	<b>92,553,050.00</b>	<b>1.028367</b>

<i>US Sovereign Bond Guarantee</i>	<i>Issuer</i>	<i>CUSIP</i>	<i>Coupon Rate</i>	<i>Yield Matur</i>	<i>Purchase Date</i>	<i>Maturity Date</i>	<i>Ending Par Val/Shares</i>	<i>Amor Value On 07/31/20</i>	<i>Ending Market Val</i>	<i>Ending Unit Price</i>
US Sovereign Bond Guarantee	AID-ISRAEL	46513EGV8	5.500	2.5770	02/28/19	12/04/23	4,815,000.00	5,283,157.70	5,645,828.25	1.172550
<b>Total Count 1</b>			<b>5.500</b>	<b>2.5770</b>			<b>4,815,000.00</b>	<b>5,283,157.70</b>	<b>5,645,828.25</b>	<b>1.172550</b>

<b>Investment Total</b>			<b>1.895</b>	<b>1.6649</b>			<b>696,482,766.19</b>	<b>701,507,411.12</b>	<b>719,832,461.44</b>	<b>1.033525</b>
-------------------------	--	--	--------------	---------------	--	--	-----------------------	-----------------------	-----------------------	-----------------