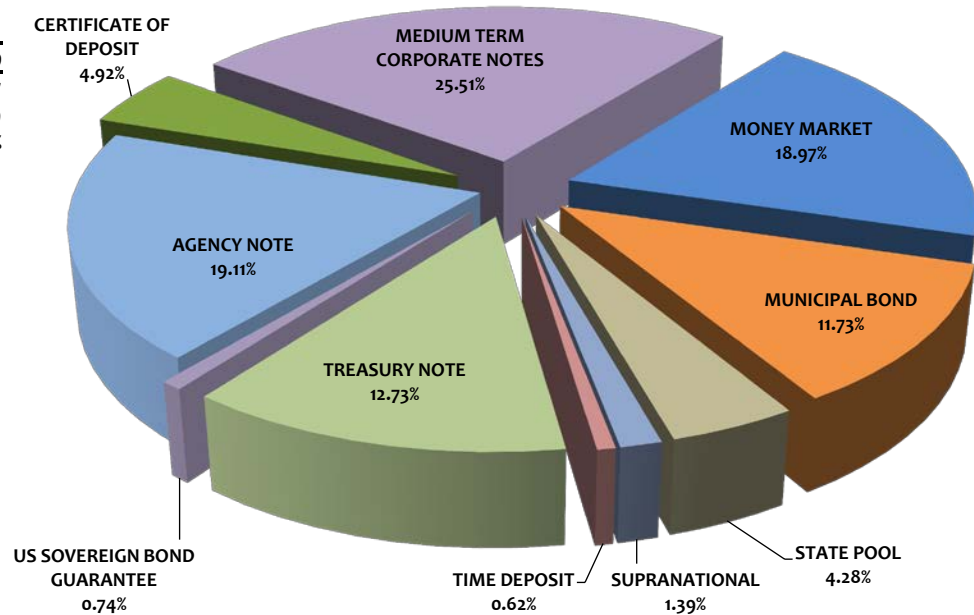





ASSET ALLOCATION					
Assets	Current Par Value	Current Book Value	Market Value	Mkt/Book	Yield to Maturity
AGENCY NOTE	\$135,000,000	\$135,961,229	\$139,763,600	102.80%	1.77%
CERTIFICATE OF DEPOSIT	35,000,000	34,999,451	37,251,109	106.43%	2.20%
MEDIUM TERM CORPORATE NOTES	179,450,000	181,524,754	188,549,705	103.87%	2.40%
MONEY MARKET	135,000,000	135,000,000	135,000,000	100.00%	0.09%
MUNICIPAL BOND	82,330,000	83,492,709	84,977,458	101.78%	1.87%
STATE POOL	30,445,640	30,445,640	30,445,640	100.00%	1.08%
SUPRANATIONAL	10,000,000	9,869,911	10,237,250	103.72%	2.20%
TIME DEPOSIT	4,400,000	4,400,000	4,400,000	100.00%	0.50%
TREASURY NOTE	90,000,000	90,593,413	92,640,000	102.26%	1.93%
US SOVEREIGN BOND GUARANTEE	4,815,000	5,283,158	5,628,735	106.54%	2.58%
Totals	\$706,440,640	\$711,570,264	\$728,893,496	102.43%	1.91%

Portfolio Breakdown & Statistics		
	June 30, 2020	June 30, 2019
AMORTIZED COST	\$711,570,264	\$561,428,597
AVERAGE DAYS TO MATURITY	709	809
CURRENT MONTH RETURN ON INVEST	1.69%	2.26%
EARNED INTEREST-CURR MONTH	\$973,015	\$1,102,320
EARNED INTEREST	\$13,147,045	\$11,172,551

Pooled Portfolio Composition by Book Value

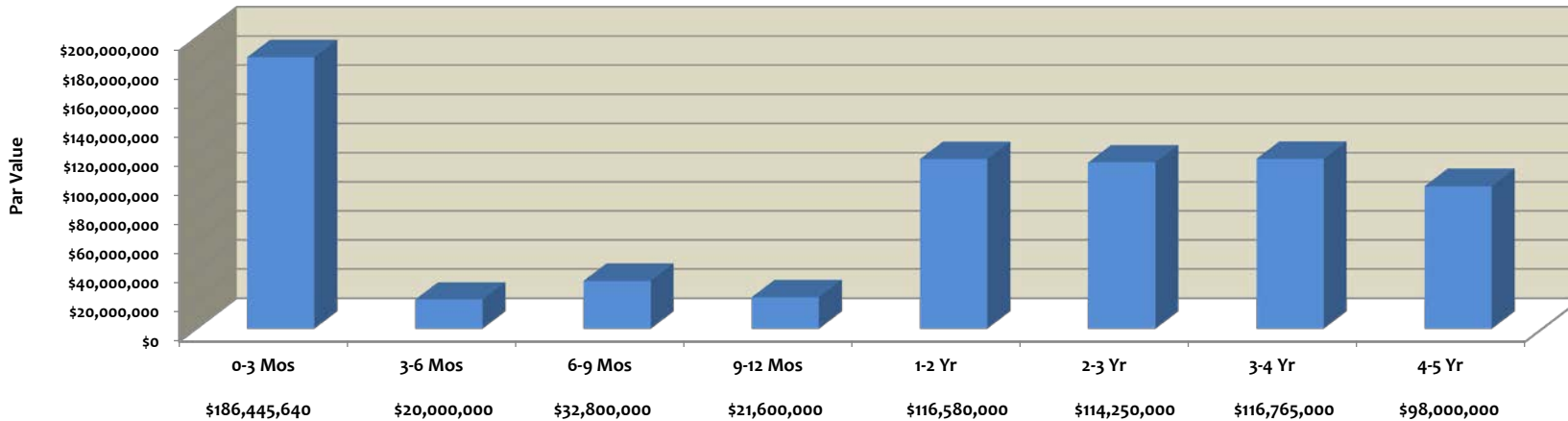




MATURITY DISTRIBUTION

Current Par Value	0-3 Mos	3-6 Mos	6-9 Mos	9-12 Mos	1-2 Yr	2-3 Yr	3-4 Yr	4-5 Yr	Totals
AGENCY NOTE	\$ -	\$ 10,000,000	\$ 5,000,000	\$ -	\$ 25,000,000	\$ 15,000,000	\$ 35,000,000	\$ 45,000,000	\$ 135,000,000.00
MEDIUM TERM CORPORATE NOTES	-	5,000,000	5,000,000	-	40,000,000	62,500,000	46,950,000	20,000,000	\$ 179,450,000.00
MONEY MARKET	135,000,000	-	-	-	-	-	-	-	\$ 135,000,000.00
STATE POOL	30,445,640	-	-	-	-	-	-	-	\$ 30,445,639.50
TIME DEPOSIT	-	-	2,800,000	1,600,000	-	-	-	-	\$ 4,400,000.00
TREASURY NOTE	15,000,000	5,000,000	15,000,000	5,000,000	30,000,000	5,000,000	5,000,000	10,000,000	\$ 90,000,000.00
CERTIFICATE OF DEPOSIT	-	-	-	-	5,000,000	5,000,000	10,000,000	15,000,000	\$ 35,000,000.00
MUNICIPAL BOND	6,000,000	-	5,000,000	15,000,000	16,580,000	16,750,000	15,000,000	8,000,000	\$ 82,330,000.00
SUPRANATIONAL	-	-	-	-	-	10,000,000	-	-	\$ 10,000,000.00
US SOVEREIGN BOND GUARANTEE	-	-	-	-	-	-	4,815,000	-	\$ 4,815,000.00
Totals	\$186,445,640	\$20,000,000	\$32,800,000	\$21,600,000	\$116,580,000	\$114,250,000	\$116,765,000	\$98,000,000	\$706,440,640
% of Portfolio	26.39%	2.83%	4.64%	3.06%	16.50%	16.17%	16.53%	13.87%	100.00%

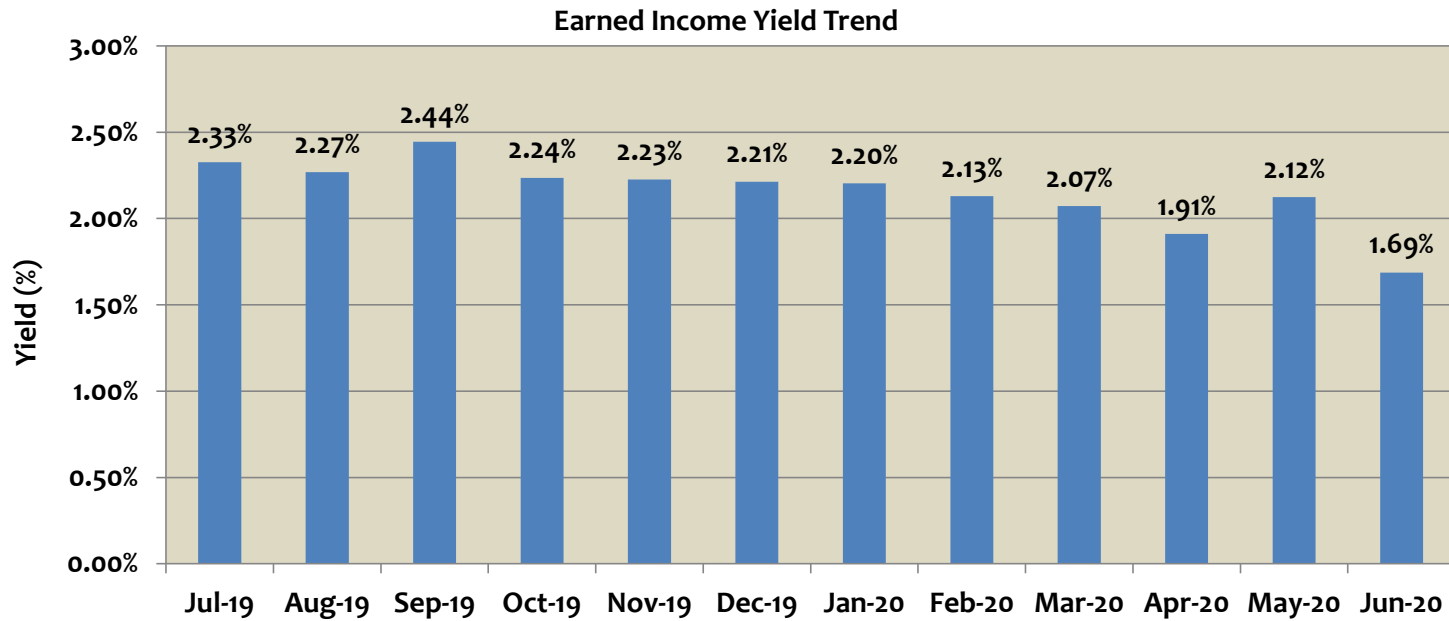
Maturity Distribution
June 30, 2020





PORTFOLIO - EARNED INCOME YIELD

Month	Earned Income Yield
Jul-19	2.33%
Aug-19	2.27%
Sep-19	2.44%
Oct-19	2.24%
Nov-19	2.23%
Dec-19	2.21%
Jan-20	2.20%
Feb-20	2.13%
Mar-20	2.07%
Apr-20	1.91%
May-20	2.12%
Jun-20	1.69%



In accordance with State Law, the Finance Director certifies that the securities held in the City Investment Portfolio, comply with City policies. The Finance Director further certifies that the City has Operating Funds available to meet its expenditure requirements for the next six months.

Amortized Cost - the total amount at which investments are carried on the City books. This amount includes the amortization and accretion of premiums and discounts, respectively.

Market Value - the total amount at which investments are being sold in the market. Market prices are provided by the Bank of New York.

Maturity Value - (also referred to as "par value") the total amount of the face or stated value of the investments at maturity.

Average Days to Maturity - the average time in days left in the maturity of the investments.

Monthly Yield - the rate of return on investments as expressed in a percentage.

Earned Interest - the amount of income realized by all investments.

Agency Note	Issuer	CUSIP	Coupon Rate	Yield Matur	Purchase Date	Maturity Date	Ending Par Val/Shares	Amor Value On 06/30/20	Ending Market Val	Ending Unit Price
Agency Note	FARMER MAC	31422BF39	0.410	0.4100	06/23/20	06/23/23	5,000,000.00	5,000,000.00	5,001,550.00	1.000310
Agency Note	FED FARM CREDIT BANK	3133EFWB9	0.513	0.5336	01/22/16	01/22/21	5,000,000.00	5,000,000.00	5,006,300.00	1.001260
Agency Note	FED FARM CREDIT BANK	3133ELMC5	1.530	1.5300	02/10/20	02/10/22	10,000,000.00	10,000,000.00	10,078,100.00	1.007810
Agency Note	FED FARM CREDIT BANK	3133ELXU3	0.500	0.5000	04/28/20	04/28/22	5,000,000.00	5,000,000.00	5,000,950.00	1.000190
Agency Note	FED FARM CREDIT BANK	3133EKBW5	2.610	2.6100	02/27/19	02/27/24	5,000,000.00	5,000,000.00	5,411,850.00	1.082370
Agency Note	FED FARM CREDIT BANK	3133ELSL9	1.050	1.0500	03/12/20	03/12/24	5,000,000.00	5,000,000.00	5,014,150.00	1.002830
Agency Note	FED FARM CREDIT BANK	3133EKA63	1.600	1.6000	08/16/19	08/16/24	10,000,000.00	10,000,000.00	10,492,800.00	1.049280
Agency Note	FED FARM CREDIT BANK	3133EKP75	1.600	1.4076	10/04/19	09/17/24	5,000,000.00	5,041,800.40	5,249,350.00	1.049870
Agency Note	FED HOME LOAN BANK	313378WG2	2.500	2.4593	03/12/19	03/11/22	5,000,000.00	5,003,952.41	5,192,850.00	1.038570
Agency Note	FED HOME LOAN BANK	3130A3KM5	2.500	2.3160	12/27/17	12/09/22	5,000,000.00	5,022,216.46	5,263,200.00	1.052640
Agency Note	FED HOME LOAN BANK	3130ADRG9	2.750	2.5800	03/04/19	03/10/23	5,000,000.00	5,024,386.37	5,312,750.00	1.062550
Agency Note	FED HOME LOAN BANK	3130AFRW9	2.700	2.5516	02/26/19	08/28/23	5,000,000.00	5,024,693.38	5,385,050.00	1.077010
Agency Note	FED HOME LOAN BANK	3130A0XE5	3.250	2.5800	03/08/19	03/08/24	5,000,000.00	5,126,540.82	5,518,800.00	1.103760
Agency Note	FED HOME LOAN BANK	3130AB3H7	2.375	0.8307	03/16/20	03/08/24	5,000,000.00	5,304,138.89	5,361,000.00	1.072200
Agency Note	FED HOME LOAN BANK	3130A2UW4	2.875	1.6639	10/24/19	09/13/24	5,000,000.00	5,261,509.32	5,520,800.00	1.104160
Agency Note	FED HOME LOAN BANK	3130A3GE8	2.750	1.7080	12/13/19	12/13/24	5,000,000.00	5,224,734.73	5,510,550.00	1.102110
Agency Note	FED HOME LOAN MORT CORP	3134GBX56	2.250	2.3100	01/30/18	11/24/20	10,000,000.00	9,997,032.63	10,080,000.00	1.008000
Agency Note	FED HOME LOAN MORT CORP	3134GUR51	1.770	1.7700	01/15/20	07/15/24	10,000,000.00	10,000,000.00	10,072,300.00	1.007230
Agency Note	FED HOME LOAN MORT CORP	3134GUJ35	1.860	1.8600	12/30/19	12/30/24	10,000,000.00	10,000,000.00	10,074,800.00	1.007480
Agency Note	FED HOME LOAN MORT CORP	3134GUF21	1.920	1.9200	01/06/20	01/06/25	10,000,000.00	10,000,000.00	10,068,900.00	1.006890
Agency Note	FEDERAL NAT MORTGAGE ASSOC	3135G0T45	1.875	2.5955	12/27/18	04/05/22	5,000,000.00	4,930,223.78	5,147,550.00	1.029510
Total Count 21			1.936	1.7677			135,000,000.00	135,961,229.19	139,763,600.00	1.035286

Certificate of Deposit	Issuer	CUSIP	Coupon Rate	Yield Matur	Purchase Date	Maturity Date	Ending Par Val/Shares	Amor Value On 06/30/20	Ending Market Val	Ending Unit Price
Certificate of Deposit	MORGAN STANLEY	61760A6Q7	1.850	1.8500	01/30/20	01/30/23	5,000,000.00	5,000,000.00	5,209,115.50	1.041823
Certificate of Deposit	MORGAN STANLEY	61768EBM4	1.650	1.6500	03/05/20	03/05/24	5,000,000.00	5,000,000.00	5,254,004.00	1.050801
Certificate of Deposit	MORGAN STANLEY	61690ULQ1	1.950	1.9711	10/10/19	10/10/24	5,000,000.00	4,999,450.55	5,353,343.50	1.070669
Certificate of Deposit	MORGAN STANLEY	61690UMT4	1.950	1.9711	10/31/19	10/31/24	5,000,000.00	5,000,000.00	5,355,767.00	1.071153
Certificate of Deposit	MORGAN STANLEY	61768EAQ6	1.800	1.8000	02/20/20	02/20/25	5,000,000.00	5,000,000.00	5,342,839.00	1.068568
Certificate of Deposit	WELLS FARGO BANK	949763XG6	2.900	2.9000	01/30/19	01/31/22	5,000,000.00	5,000,000.00	5,205,906.50	1.041181
Certificate of Deposit	WELLS FARGO BANK	949763WR3	3.350	3.3500	01/09/19	01/09/24	1,000,000.00	1,000,000.00	1,109,736.30	1.109736
Certificate of Deposit	WELLS FARGO BANK	949763WU6	3.200	3.2000	01/18/19	01/18/24	4,000,000.00	4,000,000.00	4,420,396.80	1.105099
Total Count 8			2.190	2.1960			35,000,000.00	34,999,450.55	37,251,108.60	1.064317

Medium Term Corporate Note	Issuer	CUSIP	Coupon Rate	Yield Matur	Purchase Date	Maturity Date	Ending Par Val/Shares	Amor Value On 06/30/20	Ending Market Val	Ending Unit Price
Medium Term Corporate Note	BANK OF NEW YORK	06406HCS6	3.650	3.1079	03/01/19	02/04/24	2,950,000.00	3,009,713.60	3,256,062.50	1.103750
Medium Term Corporate Note	BANK OF AMERICA	06051GFZ7	2.503	2.9110	01/29/18	10/21/22	5,000,000.00	4,951,159.06	5,118,800.00	1.023760
Medium Term Corporate Note	CATERPILLAR, INC.	14913QAA7	2.400	2.6510	01/29/18	06/06/22	5,000,000.00	4,975,712.81	5,181,850.00	1.036370
Medium Term Corporate Note	BARCLAYS BANK	06747PXW4	1.100	1.1000	06/22/20	06/22/22	5,000,000.00	5,000,000.00	4,929,250.00	0.985850
Medium Term Corporate Note	CITIBANK NA	17325FAJ7	2.125	3.1900	10/18/18	10/20/20	5,000,000.00	4,973,793.00	5,019,300.00	1.003860
Medium Term Corporate Note	CITIBANK NA	17325FAQ1	3.400	3.2253	01/16/19	07/23/21	5,000,000.00	5,012,691.28	5,149,100.00	1.029820
Medium Term Corporate Note	CHEVRON CORP	166764AB6	2.355	1.7642	01/24/20	12/05/22	5,000,000.00	5,071,940.70	5,205,150.00	1.041030
Medium Term Corporate Note	CHEVRON CORP	166764AH3	3.191	3.5000	11/26/18	06/24/23	5,000,000.00	4,956,358.85	5,357,500.00	1.071500
Medium Term Corporate Note	Berkshire Hathaway Inc.	084670BR8	2.750	3.3102	12/18/18	03/15/23	5,000,000.00	4,920,623.85	5,295,200.00	1.059040
Medium Term Corporate Note	APPLE INC	037833BU3	2.850	2.7654	03/06/19	02/23/23	3,510,000.00	3,518,495.24	3,727,409.40	1.061940
Medium Term Corporate Note	APPLE INC	037833CU2	2.850	2.6366	05/21/19	05/11/24	5,000,000.00	5,040,259.91	5,384,600.00	1.076920

Medium Term Corporate Note	ESTEE LAUDER CO	29736RAE0	2.350	2.4200	05/17/19	08/15/22	5,000,000.00	4,993,204.52	5,178,600.00	1.035720
Medium Term Corporate Note	EXXON MOBIL CORPORATION	30231GBH4	2.992	1.3664	05/15/20	03/19/25	5,000,000.00	5,402,971.11	5,428,950.00	1.085790
Medium Term Corporate Note	FLORIDA POWER & LIGHT	341081FZ5	2.850	0.9313	06/01/20	04/01/25	5,000,000.00	5,477,683.33	5,478,850.00	1.095770
Medium Term Corporate Note	GUARDIAN LIFE	40139LAC7	1.950	1.6104	01/31/20	10/27/21	5,000,000.00	5,025,062.68	5,103,250.00	1.020650
Medium Term Corporate Note	HARVARD PRES & FELLOWS	740816AJ2	2.300	2.3860	05/24/19	10/01/23	4,000,000.00	3,988,513.73	4,206,520.00	1.051630
Medium Term Corporate Note	HSBC USA INC	40434CAD7	3.500	2.1493	10/23/19	06/23/24	5,000,000.00	5,257,532.53	5,448,300.00	1.089660
Medium Term Corporate Note	IBM CREDIT CORP	44932HAC7	2.200	2.3040	09/15/17	09/08/22	6,000,000.00	5,984,923.66	6,217,920.00	1.036320
Medium Term Corporate Note	NEW YORK LIFE	64952WDG5	2.875	2.7501	04/26/19	04/10/24	5,000,000.00	5,023,496.41	5,389,150.00	1.077830
Medium Term Corporate Note	NOVARTIS CAPITAL CORP	66989HAE8	2.400	1.6500	01/23/20	09/21/22	5,000,000.00	5,091,471.89	5,212,500.00	1.042500
Medium Term Corporate Note	ORACLE	68389XAP0	2.500	1.7863	01/10/20	10/15/22	5,000,000.00	5,086,872.69	5,229,350.00	1.045870
Medium Term Corporate Note	ORACLE	68389XBR5	2.625	2.2240	07/25/19	02/15/23	4,990,000.00	5,047,766.32	5,248,182.60	1.051740
Medium Term Corporate Note	ORACLE	68389XBL8	2.400	2.9284	02/13/19	09/15/23	5,000,000.00	4,912,708.80	5,228,250.00	1.045650
Medium Term Corporate Note	PRICOA GLOBAL FUNDING	741531FA0	3.450	3.1799	02/04/19	09/01/23	5,000,000.00	5,044,407.46	5,432,550.00	1.086510
Medium Term Corporate Note	PROTECTIVE LIFE	74368CAE4	1.999	1.1801	04/30/20	09/14/21	5,000,000.00	5,068,316.39	5,070,050.00	1.014010
Medium Term Corporate Note	SANOPI PHARMACEUTICAL	801060AC8	3.375	1.6725	02/06/20	06/19/23	5,000,000.00	5,248,067.06	5,409,700.00	1.081940
Medium Term Corporate Note	SHELL INTERNATIONAL FIN	822582BZ4	3.500	1.7172	02/05/20	11/13/23	5,000,000.00	5,301,537.52	5,439,600.00	1.087920
Medium Term Corporate Note	SHELL INTERNATIONAL FIN	822582CC4	2.000	2.0998	11/14/19	11/07/24	5,000,000.00	4,978,671.21	5,233,900.00	1.046780
Medium Term Corporate Note	TOYOTA MOTOR CREDIT CORP	89236TCQ6	2.800	3.1012	04/19/18	07/13/22	3,000,000.00	2,978,424.38	3,129,360.00	1.043120
Medium Term Corporate Note	TOYOTA MOTOR CREDIT CORP	89236TGT6	1.800	1.8000	02/13/20	02/13/25	5,000,000.00	5,000,000.00	5,182,650.00	1.036530
Medium Term Corporate Note	U.S. BANCORP	91159HHP8	2.625	3.2771	05/24/18	01/24/22	5,000,000.00	4,937,380.22	5,164,600.00	1.032920
Medium Term Corporate Note	U.S. BANCORP	91159HHC7	3.000	2.7951	03/08/19	03/15/22	5,000,000.00	5,019,794.70	5,217,050.00	1.043410
Medium Term Corporate Note	US Bank NA Cincinnati	90331HNV1	3.400	3.4812	11/26/18	07/24/23	5,000,000.00	4,989,372.75	5,404,250.00	1.080850
Medium Term Corporate Note	WAL-MART STORES	931142EL3	2.850	1.8859	10/01/19	07/08/24	5,000,000.00	5,207,032.84	5,441,250.00	1.088250
Medium Term Corporate Note	WELLS FARGO BANK	94988J5N3	2.600	3.3600	11/06/18	01/15/21	5,000,000.00	4,962,936.59	5,060,450.00	1.012090
Medium Term Corporate Note	WELLS FARGO BANK	94988J5T0	3.625	2.7984	05/10/19	10/22/21	5,000,000.00	5,060,297.76	5,189,200.00	1.037840
Medium Term Corporate Note	WELLS FARGO BANK	949746SK8	3.069	3.0299	01/30/18	01/24/23	5,000,000.00	5,005,559.24	5,181,050.00	1.036210
Total Count 37			2.700	2.4038			179,450,000.00	181,524,754.09	188,549,704.50	1.050709

Money Market	Issuer	CUSIP	Coupon Rate	Yield Matur	Purchase Date	Maturity Date	Ending Par Val/Shares	Amor Value On 06/30/20	Ending Market Val	Ending Unit Price
Money Market	FIDELITY INVESTMENTS	62349865	0.088	0.0877	12/10/90	Open	135,000,000.00	135,000,000.00	135,000,000.00	1.000000
Total Count 1			0.088	0.0877			135,000,000.00	135,000,000.00	135,000,000.00	1.000000

Municipal Bond	Issuer	CUSIP	Coupon Rate	Yield Matur	Purchase Date	Maturity Date	Ending Par Val/Shares	Amor Value On 06/30/20	Ending Market Val	Ending Unit Price
Municipal Bond	CALIFORNIA ST HOUSING FINANCE	13034PZJ9	2.612	2.6120	05/08/19	02/01/22	3,500,000.00	3,500,000.00	3,589,355.00	1.025530
Municipal Bond	CALIFORNIA DEPT WATER RESOURCE	13066YTZ2	2.000	2.0000	06/06/19	05/01/22	4,000,000.00	4,000,000.00	4,103,120.00	1.025780
Municipal Bond	CITY OF VALLEJO	919259BL4	1.469	1.4690	03/31/20	05/01/23	1,500,000.00	1,500,000.00	1,510,575.00	1.007050
Municipal Bond	COUNTY OF RIVERSIDE CA	76913CAZ2	2.667	2.2601	05/06/20	02/15/25	5,000,000.00	5,091,500.00	5,197,950.00	1.039590
Municipal Bond	NEW YORK STATE URBAN DEV	650036AR7	0.720	0.7200	06/25/20	03/15/23	1,250,000.00	1,250,000.00	1,252,650.00	1.002120
Municipal Bond	NEW YORK STATE URBAN DEV	64985TAY7	2.020	2.0200	10/30/19	03/15/24	5,000,000.00	5,000,000.00	5,090,150.00	1.018030
Municipal Bond	PALO ALTO UNIFIED	697379UD5	2.291	1.6610	03/30/20	08/03/20	1,000,000.00	1,005,874.69	1,001,110.00	1.001110
Municipal Bond	STATE OF CALIFORNIA	13063CP87	1.500	1.3002	03/27/20	04/01/21	5,000,000.00	5,009,893.43	5,035,250.00	1.007050
Municipal Bond	STATE OF CALIFORNIA	13063DAC2	2.625	1.7008	03/30/20	04/01/21	5,000,000.00	5,045,625.87	5,077,150.00	1.015430
Municipal Bond	STATE OF CALIFORNIA	13063DAC2	2.625	0.7874	04/28/20	04/01/21	5,000,000.00	5,094,343.75	5,077,150.00	1.015430
Municipal Bond	STATE OF CALIFORNIA	13063DAD0	2.367	2.0004	03/26/20	04/01/22	5,330,000.00	5,368,125.00	5,491,445.70	1.030290
Municipal Bond	STATE OF CALIFORNIA	13063DDG0	2.250	2.8401	01/22/19	10/01/23	5,000,000.00	4,902,351.35	5,258,500.00	1.051700
Municipal Bond	STATE OF CALIFORNIA	13063DLZ9	3.000	2.5002	05/01/19	04/01/24	5,000,000.00	5,094,571.28	5,405,400.00	1.081080
Municipal Bond	STATE OF CONNECTICUT	20772KAC3	2.670	1.0203	05/01/20	01/15/21	5,000,000.00	5,097,108.33	5,048,750.00	1.009750
Municipal Bond	STATE OF CONNECTICUT	20772KAE9	2.990	1.9630	10/17/19	01/15/23	5,000,000.00	5,148,889.57	5,247,700.00	1.049540
Municipal Bond	STATE OF HAWAII	419792YL4	2.770	1.6101	04/03/20	01/01/22	3,750,000.00	3,851,020.83	3,846,712.50	1.025790
Municipal Bond	STATE OF TEXAS	882724PY7	4.000	2.8678	03/20/20	08/27/20	5,000,000.00	5,156,146.72	5,029,300.00	1.005860
Municipal Bond	STATE OF WISCONSIN	977100CZ7	2.049	2.0490	03/25/20	05/01/23	4,000,000.00	4,000,000.00	4,133,320.00	1.033330
Municipal Bond	TEXAS A&M UNIVERSITY	88213AKA2	2.349	1.6402	01/23/20	05/15/23	5,000,000.00	5,103,327.82	5,266,600.00	1.053320

Municipal Bond	TEXAS A&M UNIVERSITY	88213ALV5	2.877	1.0002	05/15/20	05/15/25	3,000,000.00	3,273,930.00	3,315,270.00	1.105090
Total Count 20			2.503	1.8689			82,330,000.00	83,492,708.64	84,977,458.20	1.032157

State Pool	Issuer	CUSIP	Coupon Rate	Yield Matur	Purchase Date	Maturity Date	Ending Par Val/Shares	Amor Value On 06/30/20	Ending Market Val	Ending Unit Price
State Pool	STATE OF CALIFORNIA	98-10-320	1.088	1.0880	01/01/88	Open	28,064,700.04	28,064,700.04	28,064,700.04	1.000000
State Pool	STATE OF CALIFORNIA	40-10-003	1.088	1.0880	11/30/01	Open	2,380,939.46	2,380,939.46	2,380,939.46	1.000000
Total Count 2			1.088	1.0880			30,445,639.50	30,445,639.50	30,445,639.50	1.000000

Supranational	Issuer	CUSIP	Coupon Rate	Yield Matur	Purchase Date	Maturity Date	Ending Par Val/Shares	Amor Value On 06/30/20	Ending Market Val	Ending Unit Price
Supranational	INTL BK RECON & DEVELOP	45905U5U4	1.750	1.7500	01/27/20	01/27/23	5,000,000.00	5,000,000.00	5,035,350.00	1.007070
Supranational	INTL BK RECON & DEVELOP	459058FF5	1.750	2.6580	02/01/19	04/19/23	5,000,000.00	4,869,911.36	5,201,900.00	1.040380
Total Count 2			1.750	2.1980			10,000,000.00	9,869,911.36	10,237,250.00	1.023725

Time Deposit	Issuer	CUSIP	Coupon Rate	Yield Matur	Purchase Date	Maturity Date	Ending Par Val/Shares	Amor Value On 06/30/20	Ending Market Val	Ending Unit Price
Time Deposit	PREMIER VALLEY BANK	102340865	1.032	1.0347	01/16/20	01/14/21	1,400,000.00	1,400,000.00	1,400,000.00	1.000000
Time Deposit	PREMIER VALLEY BANK	102363944	0.259	0.2597	03/26/20	03/25/21	1,400,000.00	1,400,000.00	1,400,000.00	1.000000
Time Deposit	PREMIER VALLEY BANK	102380261	0.249	0.2497	05/14/20	05/13/21	1,600,000.00	1,600,000.00	1,600,000.00	1.000000
Total Count 3			0.501	0.5026			4,400,000.00	4,400,000.00	4,400,000.00	1.000000

Treasury Note	Issuer	CUSIP	Coupon Rate	Yield Matur	Purchase Date	Maturity Date	Ending Par Val/Shares	Amor Value On 06/30/20	Ending Market Val	Ending Unit Price
Treasury Note	U.S. TREASURY	912828NT3	2.625	2.0650	01/17/18	08/15/20	5,000,000.00	5,013,856.96	5,015,100.00	1.003020
Treasury Note	U.S. TREASURY	9128282V1	1.375	2.3636	02/28/18	09/15/20	10,000,000.00	9,951,145.81	10,024,700.00	1.002470
Treasury Note	U.S. TREASURY	912828M98	1.625	2.1032	01/17/18	11/30/20	5,000,000.00	4,988,170.07	5,029,300.00	1.005860
Treasury Note	U.S. TREASURY	912828N48	1.750	2.0091	12/26/17	12/31/20	5,000,000.00	4,993,587.79	5,038,650.00	1.007730
Treasury Note	U.S. TREASURY	9128283X6	2.250	1.6301	12/24/19	02/15/21	10,000,000.00	10,061,244.74	10,128,900.00	1.012890
Treasury Note	U.S. TREASURY	9128284P2	2.625	2.6041	05/25/18	05/15/21	5,000,000.00	5,001,025.26	5,106,250.00	1.021250
Treasury Note	U.S. TREASURY	912828RC6	2.125	2.4645	04/02/18	08/15/21	5,000,000.00	4,975,148.99	5,108,600.00	1.021720
Treasury Note	U.S. TREASURY	9128284W7	2.750	1.4700	01/30/20	08/15/21	5,000,000.00	5,094,605.88	5,143,550.00	1.028710
Treasury Note	U.S. TREASURY	9128285L0	2.875	1.6000	11/27/19	11/15/21	5,000,000.00	5,094,111.75	5,184,550.00	1.036910
Treasury Note	U.S. TREASURY	912828G87	2.125	2.0047	05/30/19	12/31/21	5,000,000.00	5,008,840.99	5,145,500.00	1.029100
Treasury Note	U.S. TREASURY	9128286U9	2.125	1.6000	12/02/19	05/15/22	10,000,000.00	10,102,929.53	10,364,500.00	1.036450
Treasury Note	U.S. TREASURY	9128282S8	1.625	2.2322	05/01/19	08/31/22	5,000,000.00	4,926,502.96	5,157,050.00	1.031410
Treasury Note	U.S. TREASURY	9128284X5	2.750	1.6374	12/31/19	08/31/23	5,000,000.00	5,188,477.95	5,404,300.00	1.080860
Treasury Note	U.S. TREASURY	912828XX3	2.000	1.5701	10/18/19	06/30/24	5,000,000.00	5,072,926.83	5,353,300.00	1.070660
Treasury Note	U.S. TREASURY	912828G38	2.250	1.6900	12/31/19	11/15/24	5,000,000.00	5,120,837.33	5,435,750.00	1.087150
Total Count 15			2.122	1.9299			90,000,000.00	90,593,412.84	92,640,000.00	1.027789

US Sovereign Bond Guarantee	Issuer	CUSIP	Coupon Rate	Yield Matur	Purchase Date	Maturity Date	Ending Par Val/Shares	Amor Value On 06/30/20	Ending Market Val	Ending Unit Price
US Sovereign Bond Guarantee Total	AID-ISRAEL	46513EGV8	5.500	2.5770	02/28/19	12/04/23	4,815,000.00	5,283,157.70	5,628,735.00	1.169000
Total Count 1			5.500	2.5770			4,815,000.00	5,283,157.70	5,628,735.00	1.169000

Investment Total			2.133	1.9102			706,440,639.50	711,570,263.87	728,893,495.80	1.031560
-------------------------	--	--	--------------	---------------	--	--	-----------------------	-----------------------	-----------------------	-----------------