



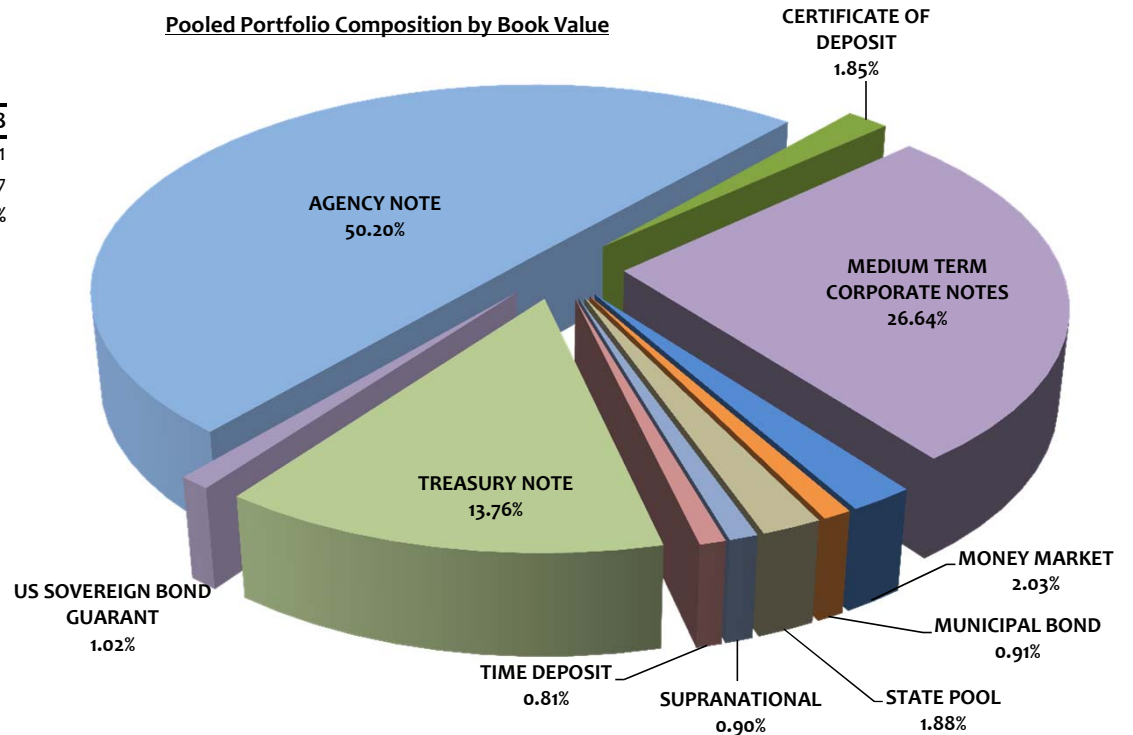
ASSET ALLOCATION


Assets	Current Par Value	Current Book Value	Market Value	Mkt/Book	Yield to Maturity
AGENCY NOTE	\$271,300,000	\$271,413,570	\$269,840,632	99.42%	1.98%
CERTIFICATE OF DEPOSIT	10,000,000	10,000,000	10,300,082	103.00%	3.07%
MEDIUM TERM CORPORATE NOTES	144,460,000	144,031,499	144,652,009	100.43%	2.82%
MONEY MARKET	11,000,000	11,000,000	11,000,000	100.00%	2.37%
MUNICIPAL BOND	5,000,000	4,905,838	4,962,250	101.15%	2.84%
STATE POOL	10,141,869	10,141,869	10,141,869	100.00%	2.44%
SUPRANATIONAL	5,000,000	4,844,742	4,887,250	100.88%	2.66%
TIME DEPOSIT	4,400,000	4,400,000	4,400,000	100.00%	2.25%
TREASURY NOTE	75,000,000	74,375,725	74,401,500	100.03%	2.26%
US SOVEREIGN BOND GUARANT	4,815,000	5,503,403	5,471,092	99.41%	2.58%
Totals	\$541,116,869	\$540,616,645	\$540,056,684	99.90%	2.30%

Portfolio Breakdown & Statistics

	March 31, 2019	March 31, 2018
AMORTIZED COST	\$540,616,645	\$469,061,901
AVERAGE DAYS TO MATURITY	791	787
CURRENT MONTH RETURN ON INVEST	2.23%	1.75%
EARNED INTEREST-CURR MONTH	\$1,039,299	\$715,402
EARNED INTEREST	\$7,958,944	\$4,702,179

Pooled Portfolio Composition by Book Value

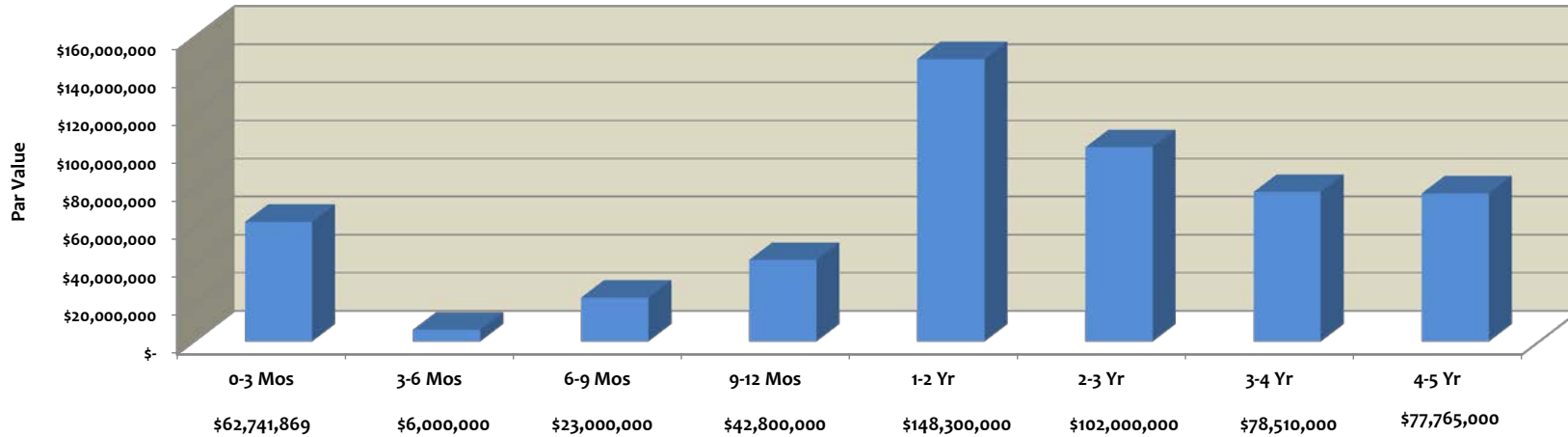




MATURITY DISTRIBUTION

Current Par Value	0-3 Mos	3-6 Mos	6-9 Mos	9-12 Mos	1-2 Yr	2-3 Yr	3-4 Yr	4-5 Yr	Totals
AGENCY NOTE	\$ 25,000,000	\$ -	\$ 20,000,000	\$ 25,000,000	\$ 78,300,000	\$ 67,000,000	\$ 31,000,000	\$ 25,000,000	\$ 271,300,000
MEDIUM TERM CORPORATE NOTES	10,000,000	6,000,000	3,000,000	15,000,000	10,000,000	20,000,000	42,510,000	37,950,000	144,460,000
MONEY MARKET	11,000,000	-	-	-	-	-	-	-	11,000,000
STATE POOL	10,141,869	-	-	-	-	-	-	-	10,141,869
TIME DEPOSIT	1,600,000	-	-	2,800,000	-	-	-	-	4,400,000
TREASURY NOTE	5,000,000	-	-	-	60,000,000	10,000,000	-	-	75,000,000
CERTIFICATE OF DEPOSIT	-	-	-	-	-	5,000,000	-	5,000,000	10,000,000
MUNICIPAL BOND	-	-	-	-	-	-	-	5,000,000	5,000,000
SUPRANATIONAL	-	-	-	-	-	-	5,000,000	-	5,000,000
US SOVEREIGN BOND GUARANT	-	-	-	-	-	-	-	4,815,000	4,815,000
Totals	\$ 62,741,869	\$ 6,000,000	\$ 23,000,000	\$ 42,800,000	\$ 148,300,000	\$ 102,000,000	\$ 78,510,000	\$ 77,765,000	\$541,116,869
% of Portfolio	11.59%	1.11%	4.25%	7.91%	27.41%	18.85%	14.51%	14.37%	100.00%

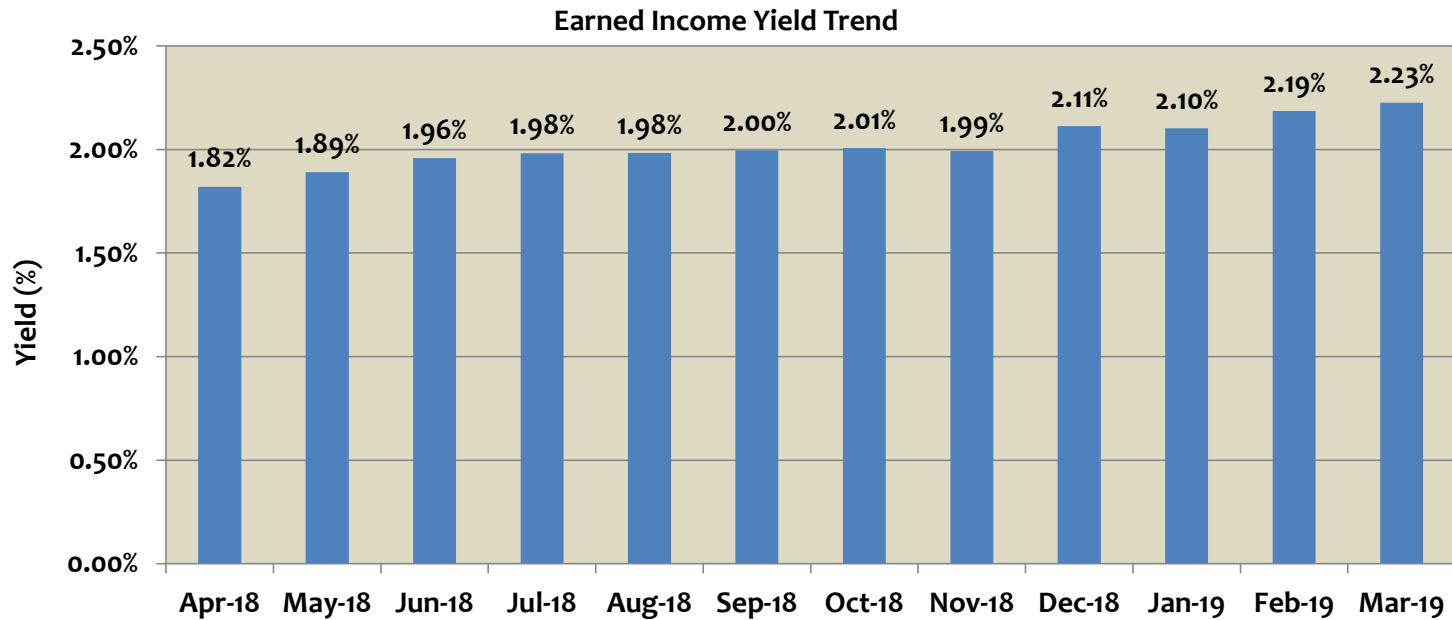
Maturity Distribution
March 31, 2019





PORTFOLIO - EARNED INCOME YIELD

Month	Earned Income Yield
Apr-18	1.82%
May-18	1.89%
Jun-18	1.96%
Jul-18	1.98%
Aug-18	1.98%
Sep-18	2.00%
Oct-18	2.01%
Nov-18	1.99%
Dec-18	2.11%
Jan-19	2.10%
Feb-19	2.19%
Mar-19	2.23%



In accordance with State Law, the Finance Director certifies that the securities held in the City Investment Portfolio, comply with City policies. The Finance Director further certifies that the City has Operating Funds available to meet its expenditure requirements for the next six months.

Amortized Cost - the total amount at which investments are carried on the City books. This amount includes the amortization and accretion of premiums and discounts, respectively.

Market Value - the total amount at which investments are being sold in the market. Market prices are provided by the Bank of New York.

Maturity Value - (also referred to as "par value") the total amount of the face or stated value of the investments at maturity.

Average Days to Maturity - the average time in days left in the maturity of the investments.

Monthly Yield - the rate of return on investments as expressed in a percentage.

Earned Interest - the amount of income realized by all investments.

Agency Note	Issuer	CUSIP	Coupon Rate	Yield Matur	Purchase Date	Maturity Date	Ending Par Val/Shares	Amor Value On 03/31/19	Ending Market Val	Ending Unit Price
Agency Note	FED FARM CREDIT BANK	3133EFWB9	2.831	2.0766	01/22/16	01/22/21	5,000,000.00	5,000,000.00	5,024,700.00	1.004940
Agency Note	FED FARM CREDIT BANK	3133EGLH6	1.420	1.4200	07/12/16	01/12/21	10,000,000.00	10,000,000.00	9,840,800.00	0.984080
Agency Note	FED FARM CREDIT BANK	3133EGLG8	1.370	1.3823	07/13/16	10/13/20	10,000,000.00	9,996,988.44	9,855,600.00	0.985560
Agency Note	FED FARM CREDIT BANK	3133EHKW2	2.000	2.0000	05/25/17	02/25/22	5,000,000.00	5,000,000.00	4,956,050.00	0.991210
Agency Note	FED FARM CREDIT BANK	3133EKBW5	2.610	2.6100	02/27/19	02/27/24	5,000,000.00	5,000,000.00	5,060,650.00	1.012130
Agency Note	FED HOME LOAN BANK	3130A7QK4	1.700	1.7000	04/26/16	04/26/21	10,000,000.00	10,000,000.00	9,855,800.00	0.985580
Agency Note	FED HOME LOAN BANK	3130A9F89	1.625	1.6250	09/30/16	09/30/21	10,000,000.00	10,000,000.00	9,824,000.00	0.982400
Agency Note	FED HOME LOAN BANK	3130ACF66	2.150	2.1394	09/26/17	09/26/22	6,000,000.00	6,002,133.27	5,953,260.00	0.992210
Agency Note	FED HOME LOAN BANK	3134GBH21	1.700	1.7120	09/29/17	09/29/20	3,000,000.00	2,999,468.29	2,969,820.00	0.989940
Agency Note	FED HOME LOAN BANK	3130A3KM5	2.500	2.3160	12/27/17	12/09/22	5,000,000.00	5,034,945.24	5,038,850.00	1.007770
Agency Note	FED HOME LOAN BANK	3130ADMRO	2.250	2.2500	02/15/18	05/15/20	10,000,000.00	10,000,000.00	9,986,700.00	0.998670
Agency Note	FED HOME LOAN BANK	3130AFTE7	2.770	2.7700	01/30/19	07/29/22	5,000,000.00	5,000,000.00	5,011,350.00	1.002270
Agency Note	FED HOME LOAN BANK	3130AFRW9	2.700	2.5516	02/26/19	08/28/23	5,000,000.00	5,031,355.41	5,090,050.00	1.018010
Agency Note	FED HOME LOAN BANK	3130A7CL7	1.690	1.7215	03/04/16	02/26/21	600,000.00	599,629.53	592,320.00	0.987200
Agency Note	FED HOME LOAN BANK	3130ADRC9	2.750	2.5800	03/04/19	03/10/23	5,000,000.00	5,032,107.21	5,088,150.00	1.017630
Agency Note	FED HOME LOAN BANK	3130AoXE5	3.250	2.5800	03/08/19	03/08/24	5,000,000.00	5,156,200.00	5,211,850.00	1.042370
Agency Note	FED HOME LOAN BANK	313378WG2	2.500	2.4593	03/12/19	03/11/22	5,000,000.00	5,006,197.22	5,026,650.00	1.005330
Agency Note	FED HOME LOAN MORT CORP	3134GAMB7	1.375	1.3750	10/06/16	07/06/20	10,000,000.00	10,000,000.00	9,870,800.00	0.987080
Agency Note	FED HOME LOAN MORT CORP	3134GBMX7	2.020	2.0200	05/24/17	11/24/21	10,000,000.00	10,000,000.00	9,887,100.00	0.988710
Agency Note	FED HOME LOAN MORT CORP	3134GBNJ7	2.125	2.1356	05/25/17	05/25/22	10,000,000.00	9,996,444.64	9,934,500.00	0.993450
Agency Note	FED HOME LOAN MORT CORP	3134G8Y29	1.375	3.4463	04/28/16	04/28/21	12,000,000.00	11,987,806.93	11,919,840.00	0.993320
Agency Note	FED HOME LOAN MORT CORP	3134G9HWO	1.250	1.2500	05/26/16	11/26/19	10,000,000.00	10,000,000.00	9,919,600.00	0.991960
Agency Note	FED HOME LOAN MORT CORP	3134GBT5	1.800	2.1608	01/26/18	04/13/20	5,000,000.00	4,973,516.60	4,965,050.00	0.993010
Agency Note	FED HOME LOAN MORT CORP	3134GBX56	2.250	2.3100	01/30/18	11/24/20	10,000,000.00	9,988,332.27	9,985,300.00	0.998530
Agency Note	FED HOME LOAN MORT CORP	3134GSX91	2.810	2.8100	02/07/19	11/07/23	10,000,000.00	10,000,000.00	10,022,900.00	1.002290
Agency Note	FED HOME LOAN MORT CORP	3134G9UM7	1.500	2.0881	06/30/16	06/30/21	10,000,000.00	10,000,000.00	9,874,100.00	0.987410
Agency Note	FED HOME LOAN MORT CORP	3134G9WV5	1.300	1.3000	07/07/16	01/07/20	15,000,000.00	15,000,000.00	14,864,850.00	0.990990
Agency Note	FED HOME LOAN MORT CORP	3134G8L31	1.500	4.0041	02/26/16	02/26/21	5,000,000.00	4,999,490.59	4,980,800.00	0.996160
Agency Note	FEDERAL NAT MORTGAGE ASSOC	3136G4DB6	1.250	1.2500	09/30/16	03/30/20	10,000,000.00	10,000,000.00	9,885,300.00	0.988530
Agency Note	FEDERAL NAT MORTGAGE ASSOC	3136G3DV4	2.000	3.2500	03/30/16	03/30/21	5,000,000.00	5,000,000.00	4,936,950.00	0.987390
Agency Note	FEDERAL NAT MORTGAGE ASSOC	3135G0K93	1.250	1.2500	06/28/16	06/28/19	15,000,000.00	15,000,000.00	14,955,900.00	0.997060
Agency Note	FEDERAL NAT MORTGAGE ASSOC	3135G0T45	1.875	2.5955	12/27/18	04/05/22	5,000,000.00	4,908,954.17	4,945,100.00	0.989020
Agency Note	FEDERAL NAT MORTGAGE ASSOC	3135G0K93	1.250	1.2500	06/28/16	06/28/19	10,000,000.00	10,000,000.00	9,970,600.00	0.997060
Agency Note	FEDERAL NAT MORTGAGE ASSOC	3136G4DA8	1.200	1.2000	09/30/16	12/30/19	10,000,000.00	10,000,000.00	9,911,200.00	0.991120
Agency Note	FEDERAL NAT MORTGAGE ASSOC	3136G37H2	1.500	1.5000	09/30/16	03/30/21	4,700,000.00	4,700,000.00	4,624,142.00	0.983860
Total Count 35			1.808	1.9762			271,300,000.00	271,413,569.81	269,840,632.00	0.994621

Certificate of Deposit	Issuer	CUSIP	Coupon Rate	Yield Matur	Purchase Date	Maturity Date	Ending Par Val/Shares	Amor Value On 03/31/19	Ending Market Val	Ending Unit Price
Certificate of Deposit	WELLS FARGO BANK	949763WR3	3.350	3.3500	01/09/19	01/09/24	1,000,000.00	1,000,000.00	1,049,015.10	1.049015
Certificate of Deposit	WELLS FARGO BANK	949763WU6	3.200	3.2000	01/18/19	01/18/24	4,000,000.00	4,000,000.00	4,169,344.40	1.042336
Certificate of Deposit	WELLS FARGO BANK	949763XG6	2.900	2.9000	01/30/19	01/31/22	5,000,000.00	5,000,000.00	5,081,722.50	1.016345
Total Count 3			3.065	3.0650			10,000,000.00	10,000,000.00	10,300,082.00	1.030008

<i>Medium Term Corporate Note</i>	<i>Issuer</i>	<i>CUSIP</i>	<i>Coupon Rate</i>	<i>Yield Matur</i>	<i>Purchase Date</i>	<i>Maturity Date</i>	<i>Ending Par Val/Shares</i>	<i>Amor Value On 03/31/19</i>	<i>Ending Market Val</i>	<i>Ending Unit Price</i>
Medium Term Corporate Note	AMERICAN HONDA FINANCE	02665WCQ2	3.625	3.1518	02/15/19	10/10/23	3,000,000.00	3,098,660.42	3,106,410.00	1.035470
Medium Term Corporate Note	AMERICAN HONDA FINANCE	02665WCQ2	3.625	3.1400	02/25/19	10/10/23	2,000,000.00	2,068,587.50	2,070,940.00	1.035470
Medium Term Corporate Note	APPLE INC	037833BU3	2.850	2.7654	03/06/19	02/23/23	3,510,000.00	3,524,668.88	3,542,116.50	1.009150
Medium Term Corporate Note	BANK OF AMERICA	06051GFZ7	2.503	2.9110	01/29/18	10/21/22	5,000,000.00	4,923,504.10	4,936,700.00	0.987340
Medium Term Corporate Note	BANK OF NEW YORK	06406HCS6	3.650	3.1079	03/01/19	02/04/24	2,950,000.00	3,030,527.63	3,047,822.00	1.033160
Medium Term Corporate Note	Berkshire Hathaway Inc.	084670BR8	2.750	3.3102	12/18/18	03/15/23	5,000,000.00	4,895,855.58	5,029,850.00	1.005970
Medium Term Corporate Note	CATERPILLAR, INC.	14913QAA7	2.400	2.6510	01/29/18	06/06/22	5,000,000.00	4,958,318.75	4,957,550.00	0.991510
Medium Term Corporate Note	CHEVRON CORP	166764AH3	3.191	3.5000	11/26/18	06/24/23	5,000,000.00	4,942,792.51	5,115,600.00	1.023120
Medium Term Corporate Note	CITIBANK NA	17325FAJ7	2.125	3.1900	10/18/18	10/20/20	5,000,000.00	4,897,614.90	4,957,500.00	0.991500
Medium Term Corporate Note	CITIBANK NA	17325FAQ1	3.400	3.2253	01/16/19	07/23/21	5,000,000.00	5,020,819.98	5,065,150.00	1.013030
Medium Term Corporate Note	CREDIT SUISSE	22548QG74	2.250	2.5000	09/20/16	09/20/21	5,000,000.00	5,000,000.00	4,851,300.00	0.970260
Medium Term Corporate Note	GENERAL ELECTRIC CORP	36962G6S8	3.100	3.1193	01/29/18	01/09/23	5,000,000.00	4,996,396.73	4,968,600.00	0.993720
Medium Term Corporate Note	HSBC USA INC	40435FWK9	3.000	3.4575	05/02/18	05/02/23	10,000,000.00	10,000,000.00	10,008,200.00	1.000820
Medium Term Corporate Note	HSBC USA INC	40435FLJ4	2.250	2.6128	11/15/17	11/15/22	5,000,000.00	5,000,000.00	4,977,850.00	0.995570
Medium Term Corporate Note	IBM CREDIT CORP	44932HAC7	2.200	2.3040	09/15/17	09/08/22	6,000,000.00	5,979,130.77	5,883,600.00	0.980600
Medium Term Corporate Note	JP MORGAN CHASE	48127HAA7	2.200	2.1903	03/04/16	10/22/19	3,000,000.00	3,000,285.20	2,991,510.00	0.997170
Medium Term Corporate Note	MERCK & CO INC	58933YAS4	1.850	2.5572	06/01/18	02/10/20	5,000,000.00	4,965,305.76	4,967,650.00	0.993530
Medium Term Corporate Note	ORACLE	68389XBL8	2.400	2.9284	02/13/19	09/15/23	5,000,000.00	4,889,356.90	4,925,700.00	0.985140
Medium Term Corporate Note	PRICOA GLOBAL FUNDING	741531FA0	3.450	3.1799	02/04/19	09/01/23	5,000,000.00	5,056,220.39	5,118,600.00	1.023720
Medium Term Corporate Note	ROYAL BANK OF CANADA	780082AA1	1.875	2.3000	01/16/18	02/05/20	10,000,000.00	9,958,217.74	9,935,700.00	0.993570
Medium Term Corporate Note	ROYAL BANK OF CANADA	78010UWM5	3.303	1.9904	09/30/14	09/30/19	6,000,000.00	5,998,128.90	6,015,000.00	1.002500
Medium Term Corporate Note	TOYOTA MOTOR CREDIT CORP	89236TDD4	2.000	1.5166	05/09/16	04/26/19	10,000,000.00	9,999,145.60	9,986,700.00	0.998670
Medium Term Corporate Note	TOYOTA MOTOR CREDIT CORP	89236TCQ6	2.800	3.1012	04/19/18	07/13/22	3,000,000.00	2,970,248.31	3,021,810.00	1.007270
Medium Term Corporate Note	U.S. BANCORP	91159HHP8	2.625	3.2771	05/24/18	01/24/22	5,000,000.00	4,907,564.25	5,005,500.00	1.001100
Medium Term Corporate Note	U.S. BANCORP	91159HHC7	3.000	2.7951	03/08/19	03/15/22	5,000,000.00	5,029,287.51	5,050,000.00	1.010000
Medium Term Corporate Note	US Bank NA Cincinnati	90331HNV1	3.400	3.4812	11/26/18	07/24/23	5,000,000.00	4,986,469.28	5,122,400.00	1.024480
Medium Term Corporate Note	WELLS FARGO BANK	94988J5N3	2.600	3.3600	11/06/18	01/15/21	5,000,000.00	4,927,087.82	4,985,600.00	0.997120
Medium Term Corporate Note	WELLS FARGO BANK	949746SK8	3.069	3.0299	01/30/18	01/24/23	5,000,000.00	5,007,303.63	5,006,650.00	1.001330
Total Count 28			2.685	2.8175			144,460,000.00	144,031,499.04	144,652,008.50	1.001329

<i>Money Market</i>	<i>Issuer</i>	<i>CUSIP</i>	<i>Coupon Rate</i>	<i>Yield Matur</i>	<i>Purchase Date</i>	<i>Maturity Date</i>	<i>Ending Par Val/Shares</i>	<i>Amor Value On 03/31/19</i>	<i>Ending Market Val</i>	<i>Ending Unit Price</i>
Money Market	FIDELITY INVESTMENTS		2.372	2.3715	12/10/90	Open	11,000,000.00	11,000,000.00	11,000,000.00	1.000000
Total Count 1			2.372	2.3715			11,000,000.00	11,000,000.00	11,000,000.00	1.000000

<i>Municipal Bond</i>	<i>Issuer</i>	<i>CUSIP</i>	<i>Coupon Rate</i>	<i>Yield Matur</i>	<i>Purchase Date</i>	<i>Maturity Date</i>	<i>Ending Par Val/Shares</i>	<i>Amor Value On 03/31/19</i>	<i>Ending Market Val</i>	<i>Ending Unit Price</i>
Municipal Bond	STATE OF CALIFORNIA	13063DDG0	2.250	2.8401	01/22/19	10/01/23	5,000,000.00	4,905,837.50	4,962,250.00	0.992450
Total Count 1			2.250	2.8401			5,000,000.00	4,905,837.50	4,962,250.00	0.992450

<i>State Pool</i>	<i>Issuer</i>	<i>CUSIP</i>	<i>Coupon Rate</i>	<i>Yield Matur</i>	<i>Purchase Date</i>	<i>Maturity Date</i>	<i>Ending Par Val/Shares</i>	<i>Amor Value On 03/31/19</i>	<i>Ending Market Val</i>	<i>Ending Unit Price</i>
State Pool	STATE OF CALIFORNIA		2.440	2.4400	01/01/88	Open	7,830,169.95	7,830,169.95	7,830,169.95	1.000000
State Pool	STATE OF CALIFORNIA		2.440	2.4400	11/30/01	Open	2,311,699.19	2,311,699.19	2,311,699.19	1.000000
Total Count 2			2.440	2.4400			10,141,869.14	10,141,869.14	10,141,869.14	1.000000

<i>Supranational</i>	<i>Issuer</i>	<i>CUSIP</i>	<i>Coupon Rate</i>	<i>Yield Matur</i>	<i>Purchase Date</i>	<i>Maturity Date</i>	<i>Ending Par Val/Shares</i>	<i>Amor Value On 03/31/19</i>	<i>Ending Market Val</i>	<i>Ending Unit Price</i>
Supranational	INTL BK RECON & DEVELOP	459058FF5	1.750	2.6580	02/01/19	04/19/23	5,000,000.00	4,844,741.67	4,887,250.00	0.977450
	Total Count 1		1.750	2.6580			5,000,000.00	4,844,741.67	4,887,250.00	0.977450
<i>Time Deposit</i>	<i>Issuer</i>	<i>CUSIP</i>	<i>Coupon Rate</i>	<i>Yield Matur</i>	<i>Purchase Date</i>	<i>Maturity Date</i>	<i>Ending Par Val/Shares</i>	<i>Amor Value On 03/31/19</i>	<i>Ending Market Val</i>	<i>Ending Unit Price</i>
Time Deposit	PREMIER VALLEY BANK		2.196	2.1958	11/15/18	05/16/19	1,600,000.00	1,600,000.00	1,600,000.00	1.000000
Time Deposit	PREMIER VALLEY BANK		2.235	2.2349	03/28/19	03/26/20	1,400,000.00	1,400,000.00	1,400,000.00	1.000000
Time Deposit	PREMIER VALLEY BANK		2.323	2.3229	01/17/19	01/16/20	1,400,000.00	1,400,000.00	1,400,000.00	1.000000
	Total Count 3		2.249	2.2487			4,400,000.00	4,400,000.00	4,400,000.00	1.000000
<i>Treasury Note</i>	<i>Issuer</i>	<i>CUSIP</i>	<i>Coupon Rate</i>	<i>Yield Matur</i>	<i>Purchase Date</i>	<i>Maturity Date</i>	<i>Ending Par Val/Shares</i>	<i>Amor Value On 03/31/19</i>	<i>Ending Market Val</i>	<i>Ending Unit Price</i>
Treasury Note	U.S. TREASURY	9128282V1	1.375	2.3636	02/28/18	09/15/20	10,000,000.00	9,855,142.65	9,862,500.00	0.986250
Treasury Note	U.S. TREASURY	912828RC6	2.125	2.4645	04/02/18	08/15/21	5,000,000.00	4,959,081.57	4,983,200.00	0.996640
Treasury Note	U.S. TREASURY	912828N48	1.750	2.0091	12/26/17	12/31/20	5,000,000.00	4,974,731.24	4,950,800.00	0.990160
Treasury Note	U.S. TREASURY	9128284P2	2.625	2.6041	05/25/18	05/15/21	5,000,000.00	5,002,514.27	5,034,950.00	1.006990
Treasury Note	U.S. TREASURY	912828NT3	2.625	2.0650	01/17/18	08/15/20	5,000,000.00	5,041,147.48	5,016,600.00	1.003320
Treasury Note	U.S. TREASURY	912828C65	1.625	1.3304	03/20/17	03/31/19	5,000,000.00	5,007,316.13	5,000,000.00	1.000000
Treasury Note	U.S. TREASURY	912828XH8	1.625	2.0917	01/18/18	06/30/20	5,000,000.00	4,965,720.00	4,952,350.00	0.990470
Treasury Note	U.S. TREASURY	912828N48	1.750	2.2646	01/30/18	12/31/20	10,000,000.00	9,899,936.63	9,901,600.00	0.990160
Treasury Note	U.S. TREASURY	912828VA5	1.125	2.2700	03/05/18	04/30/20	10,000,000.00	9,832,069.70	9,864,800.00	0.986480
Treasury Note	U.S. TREASURY	912828XU9	1.500	2.2866	03/15/18	06/15/20	10,000,000.00	9,884,651.43	9,892,900.00	0.989290
Treasury Note	U.S. TREASURY	912828M98	1.625	2.1032	01/17/18	11/30/20	5,000,000.00	4,953,413.83	4,941,800.00	0.988360
	Total Count 11		1.708	2.2646			75,000,000.00	74,375,724.93	74,401,500.00	0.992020
<i>US Sovereign Bond Guarant</i>	<i>Issuer</i>	<i>CUSIP</i>	<i>Coupon Rate</i>	<i>Yield Matur</i>	<i>Purchase Date</i>	<i>Maturity Date</i>	<i>Ending Par Val/Shares</i>	<i>Amor Value On 03/31/19</i>	<i>Ending Market Val</i>	<i>Ending Unit Price</i>
US Sovereign Bond Guarant	AID-ISRAEL	46513EGV8	5.500	2.5770	02/28/19	12/04/23	4,815,000.00	5,503,402.75	5,471,091.90	1.136260
	Total Count 1		5.500	2.5770			4,815,000.00	5,503,402.75	5,471,091.90	1.136260
Investment Total			2.123	2.2992			541,116,869.14	540,616,644.84	540,056,683.54	0.998041