

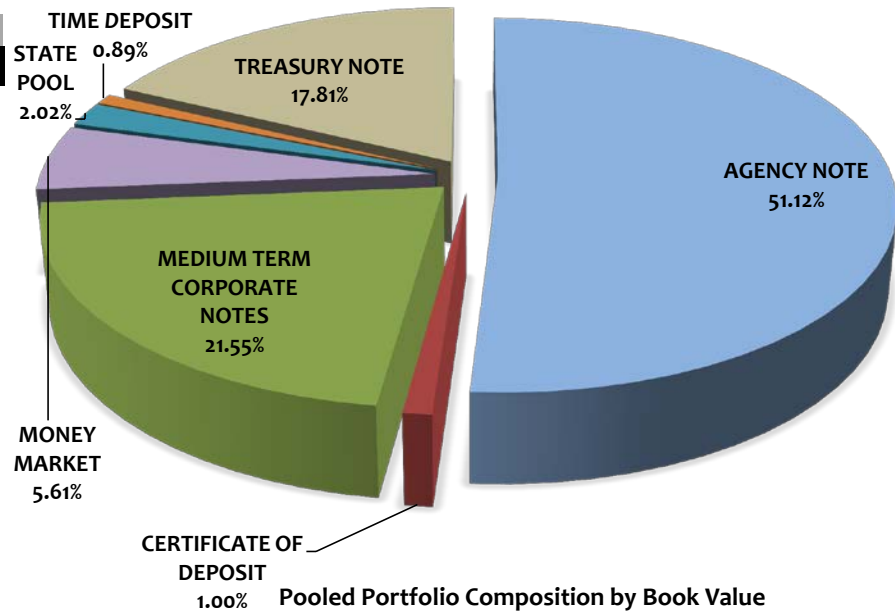



ASSET ALLOCATION

Assets	Current Par Value	Current Book Value	Market Value	Mkt/Book	Yield to Maturity
AGENCY NOTE	\$255,040,000	\$255,020,534	\$249,771,579	97.94%	1.94%
CERTIFICATE OF DEPOSIT	\$5,000,000	\$5,000,000	\$4,972,300	99.45%	1.45%
MEDIUM TERM CORPORATE NOTES	\$108,000,000	\$107,490,777	\$105,753,970	98.38%	2.54%
MONEY MARKET	\$28,000,000	\$28,000,000	\$28,000,000	100.00%	2.11%
STATE POOL	\$10,080,952	\$10,080,952	\$10,080,952	100.00%	2.19%
TIME DEPOSIT	\$4,400,000	\$4,400,000	\$4,400,000	100.00%	1.78%
TREASURY NOTE	\$90,000,000	\$88,841,810	\$87,974,250	99.02%	2.28%
Totals	\$500,520,952	\$498,834,073	\$490,953,051	98.42%	2.14%

Portfolio Breakdown & Statistics

	October 31, 2018	October 31, 2017
AMORTIZED COST	\$498,834,073	\$386,385,758
AVERAGE DAYS TO MATURITY	715	704
CURRENT MONTH RETURN ON INVEST	2.01%	1.40%
EARNED INTEREST-CURR MONTH	\$820,659	\$460,657
EARNED INTEREST	\$3,430,933	\$1,832,021

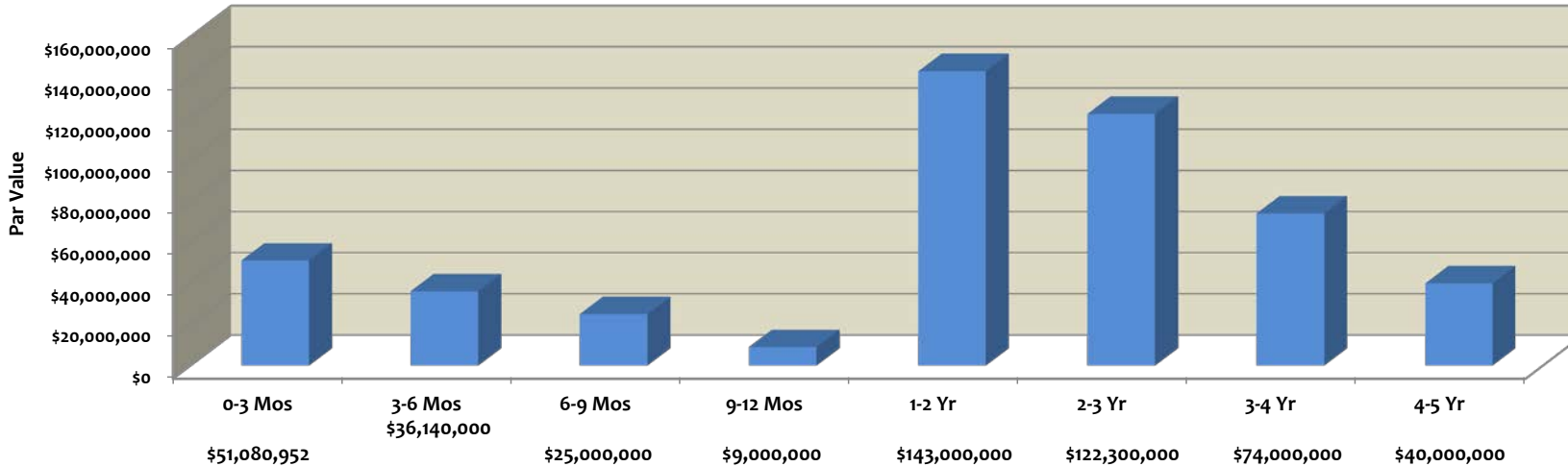




MATURITY DISTRIBUTION

Current Par Value	0-3 Mos	3-6 Mos	6-9 Mos	9-12 Mos	1-2 Yr	2-3 Yr	3-4 Yr	4-5 Yr	Totals
AGENCY NOTE	\$5,000,000	\$4,740,000	\$25,000,000	-	\$83,000,000	\$82,300,000	\$40,000,000	\$15,000,000	\$255,040,000
CERTIFICATE OF DEPOSIT	\$5,000,000	-	-	-	-	-	-	-	\$5,000,000
MEDIUM TERM CORPORATE NOTES	-	\$25,000,000	-	\$9,000,000	\$20,000,000	\$5,000,000	\$29,000,000	\$20,000,000	\$108,000,000
MONEY MARKET	\$28,000,000	-	-	-	-	-	-	-	\$28,000,000
STATE POOL	\$10,080,952	-	-	-	-	-	-	-	\$10,080,952
TIME DEPOSIT	\$3,000,000	\$1,400,000	-	-	-	-	-	-	\$4,400,000
TREASURY NOTE	-	\$5,000,000	-	-	\$40,000,000	\$35,000,000	\$5,000,000	\$5,000,000	\$90,000,000
Totals	\$51,080,952	\$36,140,000	\$25,000,000	\$9,000,000	\$143,000,000	\$122,300,000	\$74,000,000	\$40,000,000	\$500,520,952
% of Portfolio	10.21%	7.22%	4.99%	1.80%	28.57%	24.43%	14.78%	7.99%	100.00%

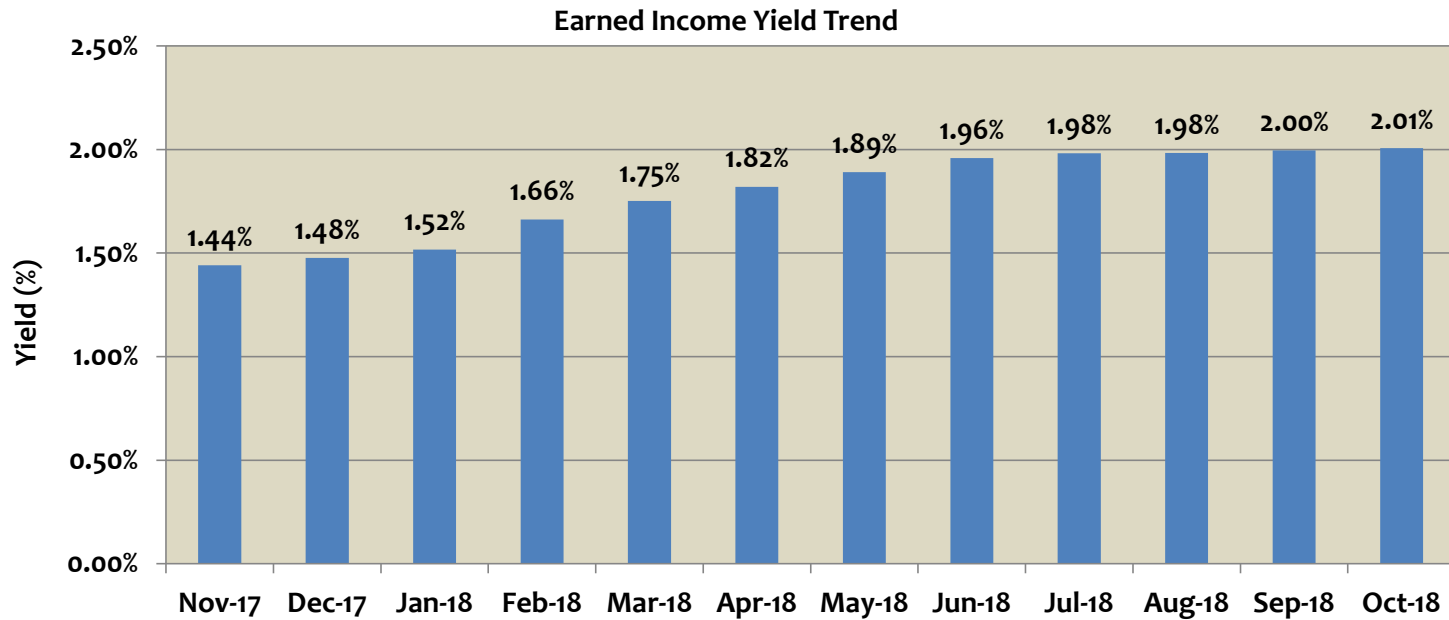
Maturity Distribution
October 31, 2018





PORTFOLIO - EARNED INCOME YIELD

Month	Earned Income Yield
Nov-17	1.44%
Dec-17	1.48%
Jan-18	1.52%
Feb-18	1.66%
Mar-18	1.75%
Apr-18	1.82%
May-18	1.89%
Jun-18	1.96%
Jul-18	1.98%
Aug-18	1.98%
Sep-18	2.00%
Oct-18	2.01%



In accordance with State Law, the Finance Director certifies that the securities held in the City Investment Portfolio, comply with City policies. The Finance Director further certifies that the City has Operating Funds available to meet its expenditure requirements for the next six months.

Amortized Cost - the total amount at which investments are carried on the City books. This amount includes the amortization and accretion of premiums and discounts, respectively.

Market Value - the total amount at which investments are being sold in the market. Market prices are provided by the Bank of New York.

Maturity Value - (also referred to as "par value") the total amount of the face or stated value of the investments at maturity.

Average Days to Maturity - the average time in days left in the maturity of the investments.

Monthly Yield - the rate of return on investments as expressed in a percentage.

Earned Interest - the amount of income realized by all investments.

Agency Note	Issuer	CUSIP	Coupon Rate	Yield Matur	Purchase Date	Maturity Date	Ending Par Val/Shares	Amor Value On 10/31/18	Ending Market Val	Ending Unit Price
Agency Note	FED FARM CREDIT BANK	3133EFWB9	2.620	2.6861	01/22/16	01/22/21	5,000,000.00	5,000,000.00	5,035,400.00	1.007080
Agency Note	FED FARM CREDIT BANK	3133EGLH6	1.420	1.4200	07/12/16	01/12/21	10,000,000.00	10,000,000.00	9,672,200.00	0.967220
Agency Note	FED FARM CREDIT BANK	3133EGLG8	1.370	1.3823	07/13/16	10/13/20	10,000,000.00	9,996,988.44	9,704,000.00	0.970400
Agency Note	FED FARM CREDIT BANK	3133EHKW2	2.000	2.0000	05/25/17	02/25/22	5,000,000.00	5,000,000.00	4,841,050.00	0.968210
Agency Note	FED FARM CREDIT BANK	3133EG2A2	1.390	1.4033	06/20/17	12/27/18	2,000,000.00	1,999,868.03	1,997,340.00	0.998670
Agency Note	FED HOME LOAN BANK	3130A7CL7	1.690	1.7215	03/04/16	02/26/21	600,000.00	599,538.88	583,356.00	0.972260
Agency Note	FED HOME LOAN BANK	3130A7QK4	1.700	1.7000	04/26/16	04/26/21	10,000,000.00	10,000,000.00	9,669,700.00	0.966970
Agency Note	FED HOME LOAN BANK	3130A86L2	1.200	1.2000	06/10/16	03/01/19	4,740,000.00	4,740,000.00	4,720,850.40	0.995960
Agency Note	FED HOME LOAN BANK	3130A9F89	1.625	1.6250	09/30/16	09/30/21	10,000,000.00	10,000,000.00	9,629,700.00	0.962970
Agency Note	FED HOME LOAN BANK	313376BR5	1.750	1.3150	06/20/17	12/14/18	3,000,000.00	3,006,482.03	2,997,840.00	0.999280
Agency Note	FED HOME LOAN BANK	3130ACF66	2.150	2.1394	09/26/17	09/26/22	6,000,000.00	6,002,425.26	5,773,620.00	0.962270
Agency Note	FED HOME LOAN BANK	3134GBH21	1.700	1.7120	09/29/17	09/29/20	3,000,000.00	2,999,294.05	2,927,730.00	0.975910
Agency Note	FED HOME LOAN BANK	3130A3KM5	2.500	2.3160	12/27/17	12/09/22	5,000,000.00	5,039,091.39	4,892,600.00	0.978520
Agency Note	FED HOME LOAN BANK	3130ADMR0	2.250	2.2500	02/15/18	05/15/20	10,000,000.00	10,000,000.00	9,902,200.00	0.990220
Agency Note	FED HOME LOAN BANK	3130ACAT1	2.200	4.4065	02/17/18	09/13/22	4,000,000.00	3,994,701.18	3,997,160.00	0.999290
Agency Note	FED HOME LOAN MORT CORP	3134G9UM7	1.500	2.0881	06/30/16	06/30/21	10,000,000.00	10,000,000.00	9,681,900.00	0.968190
Agency Note	FED HOME LOAN MORT CORP	3134G9WV5	1.300	1.3000	07/07/16	01/07/20	15,000,000.00	15,000,000.00	14,737,200.00	0.982480
Agency Note	FED HOME LOAN MORT CORP	3134GAMB7	1.375	1.3750	10/06/16	07/06/20	10,000,000.00	10,000,000.00	9,754,800.00	0.975480
Agency Note	FED HOME LOAN MORT CORP	3134GBMX7	2.020	2.0200	05/24/17	11/24/21	10,000,000.00	10,000,000.00	9,663,200.00	0.966320
Agency Note	FED HOME LOAN MORT CORP	3134GBNJ7	2.125	2.1356	05/25/17	05/25/22	10,000,000.00	9,995,957.97	9,650,900.00	0.965090
Agency Note	FED HOME LOAN MORT CORP	3134G8Y29	1.375	3.4463	04/28/16	04/28/21	12,000,000.00	11,987,806.93	11,752,200.00	0.979350
Agency Note	FED HOME LOAN MORT CORP	3134G8L31	1.500	4.0041	02/26/16	02/26/21	5,000,000.00	4,999,365.22	4,941,750.00	0.988350
Agency Note	FED HOME LOAN MORT CORP	3134G9HW0	1.250	1.2500	05/26/16	11/26/19	10,000,000.00	10,000,000.00	9,837,300.00	0.983730
Agency Note	FED HOME LOAN MORT CORP	3134GBET5	1.800	2.1608	01/26/18	04/13/20	5,000,000.00	4,973,516.60	4,927,800.00	0.985560
Agency Note	FED HOME LOAN MORT CORP	3134GBX56	2.250	2.3100	01/30/18	11/24/20	10,000,000.00	9,985,498.13	9,858,400.00	0.985840
Agency Note	FED HOME LOAN MORT CORP	3134GSFC4	3.000	3.0000	02/28/18	02/24/23	5,000,000.00	5,000,000.00	4,927,050.00	0.985410
Agency Note	FED HOME LOAN MORT CORP	3134GSMZ5	3.000	3.0000	05/23/18	02/23/22	5,000,000.00	5,000,000.00	4,983,500.00	0.996700
Agency Note	FED HOME LOAN MORT CORP	3134GSLW3	3.050	3.3601	05/30/18	05/24/23	5,000,000.00	5,000,000.00	4,972,300.00	0.994460
Agency Note	FEDERAL NAT MORTGAGE ASSOC	3136G4DB6	1.250	1.2500	09/30/16	03/30/20	10,000,000.00	10,000,000.00	9,784,100.00	0.978410
Agency Note	FEDERAL NAT MORTGAGE ASSOC	3136G4DA8	1.200	1.2000	09/30/16	12/30/19	10,000,000.00	10,000,000.00	9,802,000.00	0.980200
Agency Note	FEDERAL NAT MORTGAGE ASSOC	3136G3DV4	1.750	2.6169	03/30/16	03/30/21	5,000,000.00	5,000,000.00	4,839,300.00	0.967860
Agency Note	FEDERAL NAT MORTGAGE ASSOC	3136G37H2	1.500	1.5000	09/30/16	03/30/21	4,700,000.00	4,700,000.00	4,544,383.00	0.966890
Agency Note	FEDERAL NAT MORTGAGE ASSOC	3135G0K93	1.250	1.2500	06/28/16	06/28/19	15,000,000.00	15,000,000.00	14,861,250.00	0.990750
Agency Note	FEDERAL NAT MORTGAGE ASSOC	3135G0K93	1.250	1.2500	06/28/16	06/28/19	10,000,000.00	10,000,000.00	9,907,500.00	0.990750
Total Count 34			1.707	1.9369			255,040,000.00	255,020,534.11	249,771,579.40	0.979343

Certificate of Deposit	Issuer	CUSIP	Coupon Rate	Yield Matur	Purchase Date	Maturity Date	Ending Par Val/Shares	Amor Value On 10/31/18	Ending Market Val	Ending Unit Price
Certificate of Deposit	WELLS FARGO BANK	949763KU9	1.450	1.4500	10/13/17	11/13/18	5,000,000.00	5,000,000.00	4,972,300.00	0.994460
Total Count 1			1.450	1.4500			5,000,000.00	5,000,000.00	4,972,300.00	0.994460

Medium Term Corporate Notes	Issuer	CUSIP	Coupon Rate	Yield Matur	Purchase Date	Maturity Date	Ending Par Val/Shares	Amor Value On 10/31/18	Ending Market Val	Ending Unit Price
Medium Term Corporate Notes	BANK OF AMERICA	06051GFZ7	2.503	2.9110	01/29/18	10/21/22	5,000,000.00	4,923,504.10	4,749,950.00	0.949990
Medium Term Corporate Notes	CATERPILLAR, INC.	14913QAA7	2.400	2.6510	01/29/18	06/06/22	5,000,000.00	4,952,671.76	4,826,100.00	0.965220
Medium Term Corporate Notes	CITIBANK NA	17325FAJ7	2.125	3.1900	10/18/18	10/20/20	5,000,000.00	4,897,614.90	4,883,000.00	0.976600
Medium Term Corporate Notes	CREDIT SUISSE	22548QG74	2.250	2.5000	09/20/16	09/20/21	5,000,000.00	5,000,000.00	4,740,600.00	0.948120
Medium Term Corporate Notes	GENERAL ELECTRIC CORP	36962G6S8	3.100	3.1193	01/29/18	01/09/23	5,000,000.00	4,995,976.89	4,793,900.00	0.958780

Medium Term Corporate Notes	HSBC USA INC	40435FWK9	3.000	3.4575	05/02/18	05/02/23	10,000,000.00	10,000,000.00	9,873,700.00	0.987370
Medium Term Corporate Notes	HSBC USA INC	40435FLJ4	2.250	2.6128	11/15/17	11/15/22	5,000,000.00	5,000,000.00	4,874,450.00	0.974890
Medium Term Corporate Notes	IBM CREDIT CORP	44932HAC7	2.200	2.3040	09/15/17	09/08/22	6,000,000.00	5,976,283.71	5,670,360.00	0.945060
Medium Term Corporate Notes	JP MORGAN CHASE	48127HAA7	2.200	2.1903	03/04/16	10/22/19	3,000,000.00	3,000,285.20	2,973,900.00	0.991300
Medium Term Corporate Notes	MERCK & CO INC	58933YAS4	1.850	2.5572	06/01/18	02/10/20	5,000,000.00	4,948,286.44	4,924,200.00	0.984840
Medium Term Corporate Notes	MOBIL CORPORATION	30231GAP7	1.708	2.3320	04/03/18	03/01/19	5,000,000.00	4,984,580.87	4,984,700.00	0.996940
Medium Term Corporate Notes	ROYAL BANK OF CANADA	78010USN8	2.150	1.9500	11/17/14	03/15/19	5,000,000.00	5,004,951.68	4,990,400.00	0.998080
Medium Term Corporate Notes	ROYAL BANK OF CANADA	78010UWM5	2.898	1.9904	09/30/14	09/30/19	6,000,000.00	5,997,516.22	6,053,820.00	1.008970
Medium Term Corporate Notes	ROYAL BANK OF CANADA	78010USN8	2.150	1.9500	11/21/14	03/15/19	5,000,000.00	5,004,851.68	4,990,400.00	0.998080
Medium Term Corporate Notes	ROYAL BANK OF CANADA	780082AA1	1.875	2.3000	01/16/18	02/05/20	10,000,000.00	9,937,682.21	9,851,600.00	0.985160
Medium Term Corporate Notes	TOYOTA MOTOR CREDIT CORP	89236TCQ6	2.800	3.1012	04/19/18	07/13/22	3,000,000.00	2,966,253.67	2,929,740.00	0.976580
Medium Term Corporate Notes	TOYOTA MOTOR CREDIT CORP	89236TDD4	2.000	1.5166	05/09/16	04/26/19	10,000,000.00	9,999,145.60	9,928,900.00	0.992890
Medium Term Corporate Notes	U.S. BANCORP	91159HHP8	2.625	3.2771	05/24/18	01/24/22	5,000,000.00	4,893,015.79	4,869,650.00	0.973930
Medium Term Corporate Notes	WELLS FARGO BANK	949746SK8	3.069	3.0299	01/30/18	01/24/23	5,000,000.00	5,008,156.35	4,844,600.00	0.968920
Total Count 19			2.364	2.5427			108,000,000.00	107,490,777.07	105,753,970.00	0.979203

Money Market	Issuer	CUSIP	Coupon Rate	Yield Matur	Purchase Date	Maturity Date	Ending Par Val/Shares	Amor Value On 10/31/18	Ending Market Val	Ending Unit Price
Money Market	FIDELITY INVESTMENTS		2.105	2.1053	12/10/90	Open	28,000,000.00	28,000,000.00	28,000,000.00	1.000000
Total Count 1			2.105	2.1053			28,000,000.00	28,000,000.00	28,000,000.00	1.000000

State Pool	Issuer	CUSIP	Coupon Rate	Yield Matur	Purchase Date	Maturity Date	Ending Par Val/Shares	Amor Value On 10/31/18	Ending Market Val	Ending Unit Price
State Pool	STATE OF CALIFORNIA		2.190	2.1900	01/01/88	Open	7,783,138.03	7,783,138.03	7,783,138.03	1.000000
State Pool	STATE OF CALIFORNIA		2.190	2.1900	11/30/01	Open	2,297,813.97	2,297,813.97	2,297,813.97	1.000000
Total Count 2			2.190	2.1900			10,080,952.00	10,080,952.00	10,080,952.00	1.000000

Time Deposit	Issuer	CUSIP	Coupon Rate	Yield Matur	Purchase Date	Maturity Date	Ending Par Val/Shares	Amor Value On 10/31/18	Ending Market Val	Ending Unit Price
Time Deposit	PREMIER VALLEY BANK		1.794	1.7939	01/18/18	01/17/19	1,400,000.00	1,400,000.00	1,400,000.00	1.000000
Time Deposit	PREMIER VALLEY BANK		1.518	1.5185	11/16/17	11/15/18	1,600,000.00	1,600,000.00	1,600,000.00	1.000000
Time Deposit	PREMIER VALLEY BANK		2.059	2.0587	03/29/18	03/28/19	1,400,000.00	1,400,000.00	1,400,000.00	1.000000
Total Count 3			1.778	1.7780			4,400,000.00	4,400,000.00	4,400,000.00	1.000000

Treasury Note	Issuer	CUSIP	Coupon Rate	Yield Matur	Purchase Date	Maturity Date	Ending Par Val/Shares	Amor Value On 10/31/18	Ending Market Val	Ending Unit Price
Treasury Note	U.S. TREASURY	912828XH8	1.625	2.0917	01/18/18	06/30/20	5,000,000.00	4,954,529.04	4,900,800.00	0.980160
Treasury Note	U.S. TREASURY	912828VA5	1.125	2.2700	03/05/18	04/30/20	10,000,000.00	9,832,069.70	9,750,400.00	0.975040
Treasury Note	U.S. TREASURY	912828C65	1.625	1.3304	03/20/17	03/31/19	5,000,000.00	5,007,316.13	4,982,600.00	0.996520
Treasury Note	U.S. TREASURY	9128284P2	2.625	2.6041	05/25/18	05/15/21	5,000,000.00	5,006,516.58	4,964,050.00	0.992810
Treasury Note	U.S. TREASURY	912828M98	1.625	2.1032	01/17/18	11/30/20	5,000,000.00	4,942,068.70	4,872,650.00	0.974530
Treasury Note	U.S. TREASURY	912828NT3	2.625	2.0650	01/17/18	08/15/20	5,000,000.00	5,054,583.93	4,977,950.00	0.995590
Treasury Note	U.S. TREASURY	9128282V1	1.375	2.3636	02/28/18	09/15/20	10,000,000.00	9,807,980.42	9,730,100.00	0.973010
Treasury Note	U.S. TREASURY	912828RC6	2.125	2.4645	04/02/18	08/15/21	5,000,000.00	4,951,194.30	4,892,400.00	0.978480
Treasury Note	U.S. TREASURY	912828N48	1.750	2.2646	01/30/18	12/31/20	10,000,000.00	9,875,617.04	9,762,900.00	0.976290
Treasury Note	U.S. TREASURY	912828N48	1.750	2.0091	12/26/17	12/31/20	5,000,000.00	4,968,570.33	4,881,450.00	0.976290
Treasury Note	U.S. TREASURY	912828F96	2.000	2.7218	05/11/18	10/31/21	5,000,000.00	4,896,709.12	4,865,800.00	0.973160
Treasury Note	U.S. TREASURY	912828XU9	1.500	2.2866	03/15/18	06/15/20	10,000,000.00	9,847,067.88	9,787,100.00	0.978710
Treasury Note	U.S. TREASURY	912828Q29	1.500	2.8197	04/25/18	03/31/23	5,000,000.00	4,722,967.91	4,695,100.00	0.939020
Treasury Note	U.S. TREASURY	912828WY2	2.250	2.4265	04/02/18	07/31/21	5,000,000.00	4,974,619.22	4,910,950.00	0.982190
Total Count 14			1.739	2.2757			90,000,000.00	88,841,810.30	87,974,250.00	0.977492

Investment Total			1.884	2.1358			500,520,952.00	498,834,073.48	490,953,051.40	0.980884
-------------------------	--	--	--------------	---------------	--	--	-----------------------	-----------------------	-----------------------	-----------------