

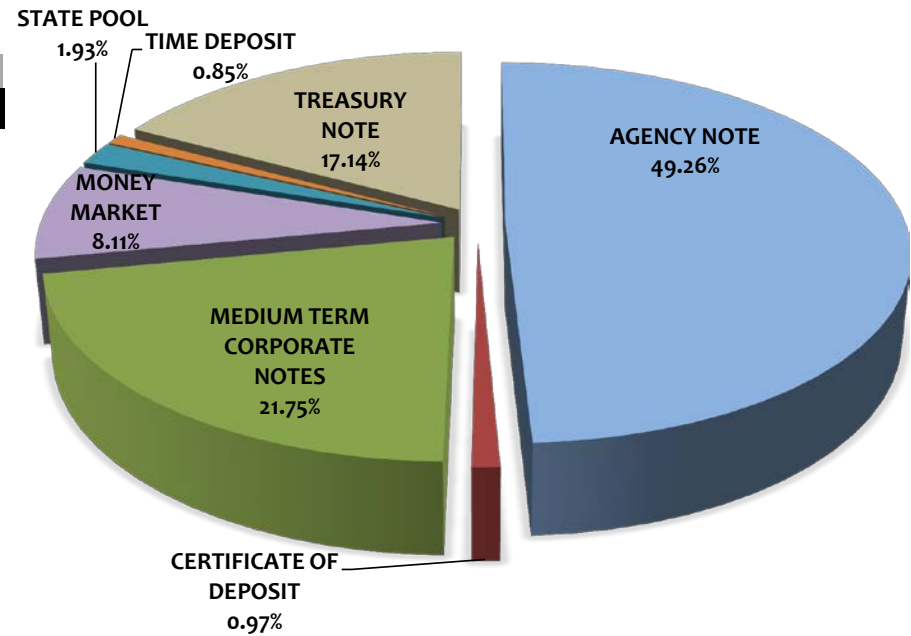


ASSET ALLOCATION

Assets	Current Par Value	Current Book Value	Market Value	Mkt/Book	Yield to Maturity
AGENCY NOTE	255,040,000	255,009,083	250,053,084	98.06%	1.91%
CERTIFICATE OF DEPOSIT	5,000,000	5,000,000	4,979,168	99.58%	1.45%
MEDIUM TERM CORPORATE NOTES	113,000,000	112,608,532	111,146,260	98.70%	2.43%
MONEY MARKET	42,000,000	42,000,000	42,000,000	100.00%	1.84%
STATE POOL	9,979,121	9,979,121	9,979,121	100.00%	1.92%
TIME DEPOSIT	4,400,000	4,400,000	4,400,000	100.00%	1.78%
TREASURY NOTE	90,000,000	88,734,980	88,269,250	99.48%	2.28%
Totals	519,419,121	517,731,717	510,826,884	98.67%	2.08%

Portfolio Breakdown & Statistics

	June 30, 2018	June 30, 2017
AMORTIZED COST	517,731,717	430,023,563
AVERAGE DAYS TO MATURITY	792	672
CURRENT MONTH RETURN ON INVEST	1.96%	1.28%
EARNED INTEREST-CURR MONTH	855,730	460,524
EARNED INTEREST	7,122,791	5,422,552



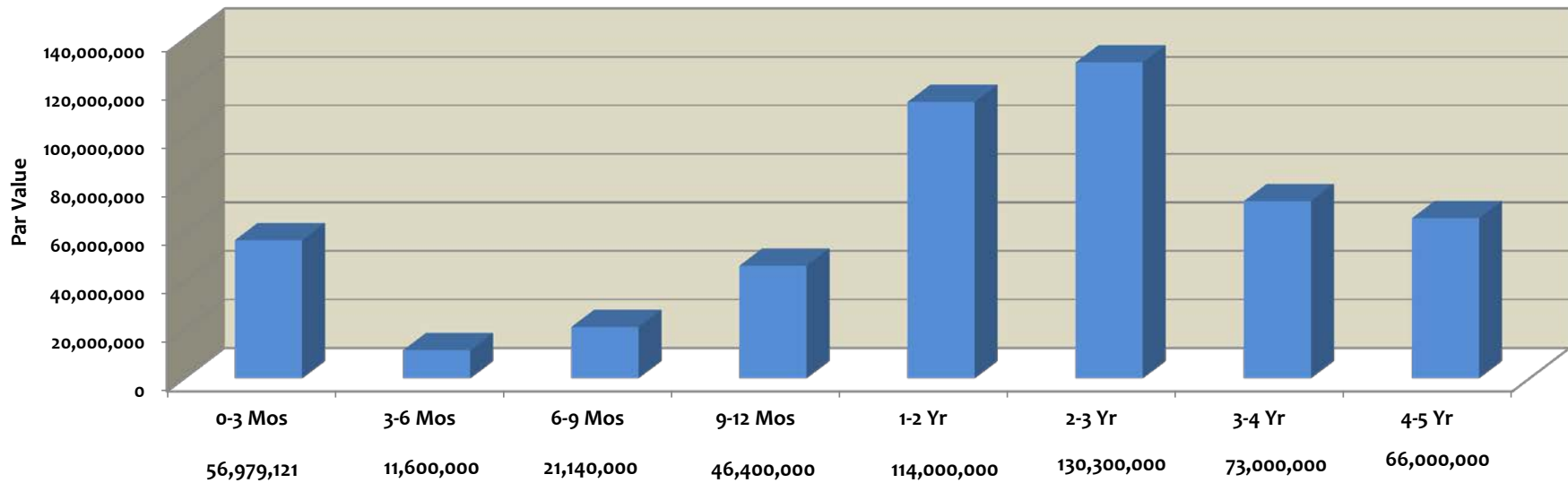
Pooled Portfolio Composition by Book Value



MATURITY DISTRIBUTION

Current Par Value	0-3 Mos	3-6 Mos	6-9 Mos	9-12 Mos	1-2 Yr	2-3 Yr	3-4 Yr	4-5 Yr	Totals
AGENCY NOTE		5,000,000	4,740,000	25,000,000	70,000,000	85,300,000	40,000,000	25,000,000	255,040,000
CERTIFICATE OF DEPOSIT		5,000,000							5,000,000
MEDIUM TERM CORPORATE NOTES	5,000,000		15,000,000	15,000,000	24,000,000		18,000,000	36,000,000	113,000,000
MONEY MARKET	42,000,000								42,000,000
STATE POOL	9,979,121								9,979,121
TIME DEPOSIT		1,600,000	1,400,000	1,400,000					4,400,000
TREASURY NOTE				5,000,000	20,000,000	45,000,000	15,000,000	5,000,000	90,000,000
Totals	56,979,121	11,600,000	21,140,000	46,400,000	114,000,000	130,300,000	73,000,000	66,000,000	519,419,121
% of Portfolio	10.97%	2.23%	4.07%	8.93%	21.95%	25.09%	14.05%	12.71%	100.00%

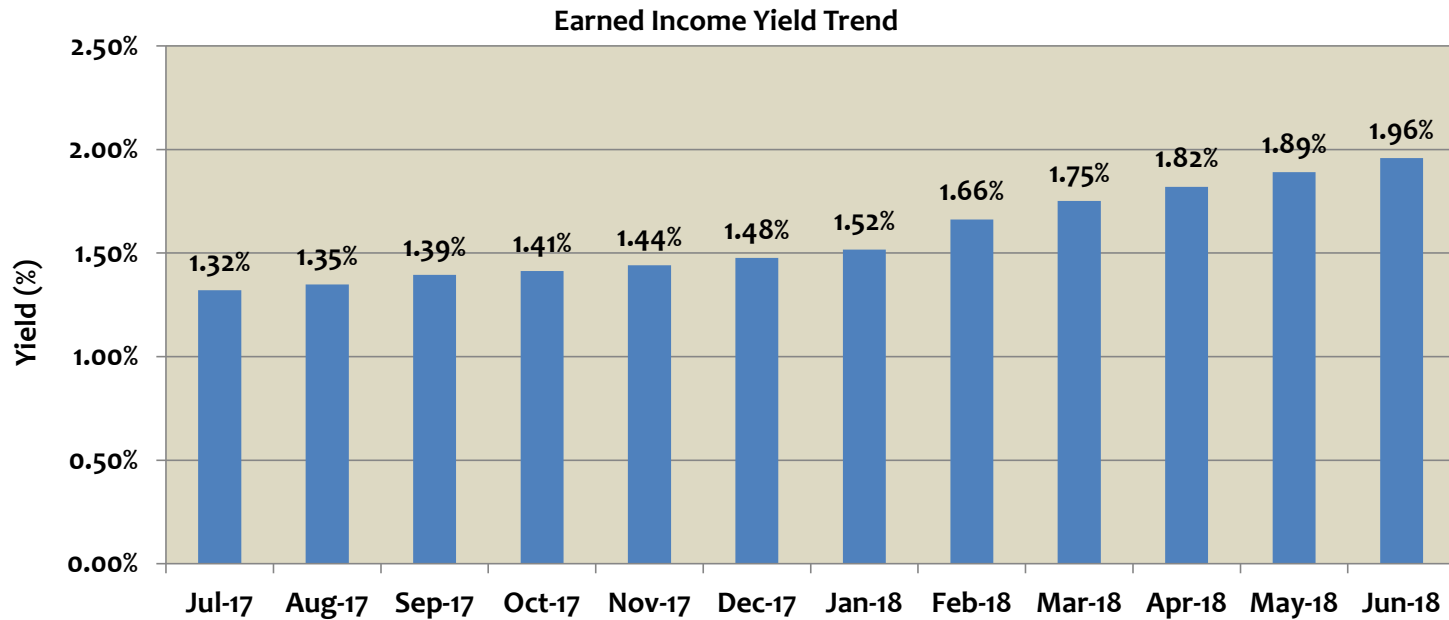
Maturity Distribution
June 30, 2018





PORTFOLIO - EARNED INCOME YIELD

Month	Earned Income Yield
Jul-17	1.32%
Aug-17	1.35%
Sep-17	1.39%
Oct-17	1.41%
Nov-17	1.44%
Dec-17	1.48%
Jan-18	1.52%
Feb-18	1.66%
Mar-18	1.75%
Apr-18	1.82%
May-18	1.89%
Jun-18	1.96%



In accordance with State Law, the Finance Director certifies that the securities held in the City Investment Portfolio, comply with City policies. The Finance Director further certifies that the City has Operating Funds available to meet its expenditure requirements for the next six months.

Amortized Cost - the total amount at which investments are carried on the City books. This amount includes the amortization and accretion of premiums and discounts, respectively.

Market Value - the total amount at which investments are being sold in the market. Market prices are provided by the Bank of New York.

Maturity Value - (also referred to as "par value") the total amount of the face or stated value of the investments at maturity.

Average Days to Maturity - the average time in days left in the maturity of the investments.

Monthly Yield - the rate of return on investments as expressed in a percentage.

Earned Interest - the amount of income realized by all investments.

Agency Note	Issuer	CUSIP	Coupon Rate	Yield Matur	Purchase Date	Maturity Date	Ending Par Val/Shares	Ending Amor Val/Cost	Ending Market Val	Ending Unit Price
Agency Note	FED FARM CREDIT BANK	3133EFWB9	2.424	2.4640	01/22/16	01/22/21	5,000,000.00	5,000,000.00	5,041,400.00	1.008280
Agency Note	FED HOME LOAN MORT CORP	3134G8L31	1.250	2.9824	02/26/16	02/26/21	5,000,000.00	4,999,240.63	4,938,100.00	0.987620
Agency Note	FED HOME LOAN BANK	3130A7CL7	1.690	1.7215	03/04/16	02/26/21	600,000.00	599,449.00	582,156.00	0.970260
Agency Note	FEDERAL NAT MORTGAGE ASSOC	3136G3DV4	1.750	2.6169	03/30/16	03/30/21	5,000,000.00	5,000,000.00	4,850,800.00	0.970160
Agency Note	FED HOME LOAN BANK	3130A7QK4	1.700	1.7000	04/26/16	04/26/21	10,000,000.00	10,000,000.00	9,728,800.00	0.972880
Agency Note	FED HOME LOAN MORT CORP	3134G8Y29	1.375	3.4463	04/28/16	04/28/21	12,000,000.00	11,985,415.05	11,751,000.00	0.979250
Agency Note	FED HOME LOAN MORT CORP	3134G9HW0	1.250	1.2500	05/26/16	11/26/19	10,000,000.00	10,000,000.00	9,826,600.00	0.982660
Agency Note	FED HOME LOAN BANK	3130A86L2	1.200	1.2000	06/10/16	03/01/19	4,740,000.00	4,740,000.00	4,706,914.80	0.993020
Agency Note	FEDERAL NAT MORTGAGE ASSOC	3135G0K93	1.250	1.2500	06/28/16	06/28/19	15,000,000.00	15,000,000.00	14,832,450.00	0.988830
Agency Note	FEDERAL NAT MORTGAGE ASSOC	3135G0K93	1.250	1.2500	06/28/16	06/28/19	10,000,000.00	10,000,000.00	9,888,300.00	0.988830
Agency Note	FED HOME LOAN MORT CORP	3134G9UM7	1.500	2.0881	06/30/16	06/30/21	10,000,000.00	10,000,000.00	9,707,400.00	0.970740
Agency Note	FED HOME LOAN MORT CORP	3134G9WV5	1.300	1.3000	07/07/16	01/07/20	15,000,000.00	15,000,000.00	14,675,700.00	0.978380
Agency Note	FED FARM CREDIT BANK	3133EGLH6	1.420	1.4200	07/12/16	01/12/21	10,000,000.00	10,000,000.00	9,680,200.00	0.968020
Agency Note	FED FARM CREDIT BANK	3133EGLG8	1.370	1.3823	07/13/16	10/13/20	10,000,000.00	9,996,988.44	9,715,700.00	0.971570
Agency Note	FEDERAL NAT MORTGAGE ASSOC	3136G4DB6	1.250	1.2500	09/30/16	03/30/21	10,000,000.00	10,000,000.00	9,779,600.00	0.977960
Agency Note	FED HOME LOAN BANK	3130A9F89	1.625	1.6250	09/30/16	09/30/21	10,000,000.00	10,000,000.00	9,608,100.00	0.960810
Agency Note	FEDERAL NAT MORTGAGE ASSOC	3136G4DA8	1.200	1.2000	09/30/16	12/30/19	10,000,000.00	10,000,000.00	9,788,000.00	0.978800
Agency Note	FEDERAL NAT MORTGAGE ASSOC	3136G37H2	1.500	1.5000	09/30/16	03/30/21	4,700,000.00	4,700,000.00	4,558,953.00	0.969990
Agency Note	FED HOME LOAN MORT CORP	3134GAMB7	1.375	1.3750	10/06/16	07/06/20	10,000,000.00	10,000,000.00	9,755,400.00	0.975540
Agency Note	FED HOME LOAN MORT CORP	3134GBMX7	2.020	2.0200	05/24/17	11/24/21	10,000,000.00	10,000,000.00	9,670,200.00	0.967020
Agency Note	FED HOME LOAN MORT CORP	3134GBNJ7	2.125	2.1356	05/25/17	05/25/22	10,000,000.00	9,995,957.97	9,710,000.00	0.971000
Agency Note	FED FARM CREDIT BANK	3133EHW2	2.000	2.0000	05/25/17	02/25/22	5,000,000.00	5,000,000.00	4,832,550.00	0.966510
Agency Note	FED HOME LOAN BANK	313376BR5	1.750	1.3150	06/20/17	12/14/18	3,000,000.00	3,006,482.03	2,993,880.00	0.997960
Agency Note	FED FARM CREDIT BANK	3133EG2A2	1.390	1.4033	06/20/17	12/27/18	2,000,000.00	1,999,868.03	1,991,540.00	0.995770
Agency Note	FED HOME LOAN BANK	3130ACF66	2.150	2.1394	09/26/17	09/26/22	6,000,000.00	6,002,714.16	5,813,340.00	0.968890
Agency Note	FED HOME LOAN BANK	3134GBH21	1.700	1.7120	09/29/17	09/29/20	3,000,000.00	2,999,121.29	2,932,950.00	0.977650
Agency Note	FED HOME LOAN BANK	3130A3KM5	2.500	2.3160	12/27/17	12/09/22	5,000,000.00	5,039,091.39	4,932,700.00	0.986540
Agency Note	FED HOME LOAN MORT CORP	3134GBET5	1.800	2.1608	01/26/18	04/13/20	5,000,000.00	4,964,876.84	4,927,850.00	0.985570
Agency Note	FED HOME LOAN MORT CORP	3134GBX56	2.250	2.3100	01/30/18	11/24/20	10,000,000.00	9,985,498.13	9,934,400.00	0.993440
Agency Note	FED HOME LOAN BANK	3130ADMR0	2.250	2.2500	02/15/18	05/15/20	10,000,000.00	10,000,000.00	9,935,400.00	0.993540
Agency Note	FED HOME LOAN BANK	3130ACAT1	1.950	4.2756	02/27/18	09/13/22	4,000,000.00	3,994,380.31	3,996,200.00	0.999050
Agency Note	FED HOME LOAN MORT CORP	3134GSFC4	3.000	3.0000	02/28/18	02/24/23	5,000,000.00	5,000,000.00	4,974,850.00	0.994970
Agency Note	FED HOME LOAN MORT CORP	3134GSMZ5	3.000	3.0000	05/23/18	02/23/22	5,000,000.00	5,000,000.00	4,991,500.00	0.998300
Agency Note	FED HOME LOAN MORT CORP	3134GSLW3	3.050	3.3601	05/30/18	05/24/23	5,000,000.00	5,000,000.00	5,000,150.00	1.000030
Total Count 34			1.694	1.9104			255,040,000.00	255,009,083.27	250,053,083.80	0.980447

Certificate of Deposit	Issuer	CUSIP	Coupon Rate	Yield Matur	Purchase Date	Maturity Date	Ending Par Val/Shares	Ending Amor Val/Cost	Ending Market Val	Ending Unit Price
Certificate of Deposit	WELLS FARGO BANK	949763KU9	1.450	1.4500	10/13/17	11/13/18	5,000,000.00	5,000,000.00	4,979,168.32	0.995834
Total Count 1			1.450	1.4500			5,000,000.00	5,000,000.00	4,979,168.32	0.995834

Medium Term Corporate Note	Issuer	CUSIP	Coupon Rate	Yield Matur	Purchase Date	Maturity Date	Ending Par Val/Shares	Ending Amor Val/Cost	Ending Market Val	Ending Unit Price
Medium Term Corporate Note	ROYAL BANK OF CANADA	78010UWM5	2.837	1.5416	09/30/14	09/30/19	6,000,000.00	5,996,297.91	6,049,620.00	1.008270
Medium Term Corporate Note	ROYAL BANK OF CANADA	78010USN8	2.150	1.9500	11/17/14	03/15/19	5,000,000.00	5,009,855.54	4,982,900.00	0.996580
Medium Term Corporate Note	ROYAL BANK OF CANADA	78010USN8	2.150	1.9500	11/21/14	03/15/19	5,000,000.00	5,009,755.54	4,982,900.00	0.996580
Medium Term Corporate Note	JP MORGAN CHASE	48127HAA7	2.200	2.1903	03/04/16	10/22/19	3,000,000.00	3,000,425.49	2,971,650.00	0.990550

Medium Term Corporate Note	TOYOTA MOTOR CREDIT CORP	89236TDD4	2.000	1.5166	05/09/16	04/26/19	10,000,000.00	9,998,296.58	9,845,200.00	0.984520
Medium Term Corporate Note	CREDIT SUISSE	22548QG74	2.000	2.1946	09/20/16	09/20/21	5,000,000.00	5,000,000.00	4,753,750.00	0.950750
Medium Term Corporate Note	JP MORGAN CHASE	48125LRF1	1.450	1.5460	06/29/17	09/21/18	5,000,000.00	4,997,618.47	4,987,150.00	0.997430
Medium Term Corporate Note	IBM CREDIT CORP	44932HAC7	2.200	2.3040	09/15/17	09/08/22	6,000,000.00	5,973,469.07	5,740,380.00	0.956730
Medium Term Corporate Note	HSBC USA INC	40435FLJ4	2.250	2.6128	11/15/17	11/15/22	5,000,000.00	5,000,000.00	4,907,900.00	0.981580
Medium Term Corporate Note	ROYAL BANK OF CANADA	780082AA1	1.875	2.3000	01/16/18	02/05/20	10,000,000.00	9,917,380.16	9,842,500.00	0.984250
Medium Term Corporate Note	GENERAL ELECTRIC CORP	36962G6S8	3.100	3.1193	01/29/18	01/09/23	5,000,000.00	5,004,161.11	4,888,150.00	0.977630
Medium Term Corporate Note	CATERPILLAR, INC.	14913QAA7	2.400	2.6510	01/29/18	06/06/22	5,000,000.00	4,952,671.76	4,849,550.00	0.969910
Medium Term Corporate Note	BANK OF AMERICA	06051GFZ7	2.503	2.9110	01/29/18	10/21/22	5,000,000.00	4,914,549.00	4,789,250.00	0.957850
Medium Term Corporate Note	WELLS FARGO BANK	949746SK8	3.069	3.0299	01/30/18	01/24/23	5,000,000.00	5,011,507.50	4,862,200.00	0.972440
Medium Term Corporate Note	ROYAL BANK OF CANADA	78012KNL7	1.625	2.5606	03/19/18	04/15/19	5,000,000.00	4,954,101.85	4,957,000.00	0.991400
Medium Term Corporate Note	MOBIL CORPORATION	30231GAP7	1.708	2.3320	04/03/18	03/01/19	5,000,000.00	4,979,591.11	4,974,800.00	0.994960
Medium Term Corporate Note	TOYOTA MOTOR CREDIT CORP	89236TCQ6	2.800	3.1012	04/19/18	07/13/22	3,000,000.00	2,986,730.00	2,943,660.00	0.981220
Medium Term Corporate Note	HSBC USA INC	40435FWK9	3.000	3.4575	05/02/18	05/02/23	10,000,000.00	10,000,000.00	10,000,000.00	1.000000
Medium Term Corporate Note	U.S. BANCORP	91159HHP8	2.625	3.2771	05/24/18	01/24/22	5,000,000.00	4,931,850.00	4,892,050.00	0.978410
Medium Term Corporate Note	MERCK & CO INC	58933YASA4	1.850	2.5572	06/01/18	02/10/20	5,000,000.00	4,970,270.83	4,925,650.00	0.985130
Total Count 20			2.287	2.4335			113,000,000.00	112,608,531.92	111,146,260.00	0.983595

Money Market	Issuer	CUSIP	Coupon Rate	Yield Matur	Purchase Date	Maturity Date	Ending Par Val/Shares	Ending Amor Val/Cost	Ending Market Val	Ending Unit Price
Money Market	FIDELITY INVESTMENTS		1.839	1.8387	12/10/90	Open	42,000,000.00	42,000,000.00	42,000,000.00	1.000000
Total Count 1			1.839	1.8387			42,000,000.00	42,000,000.00	42,000,000.00	1.000000

State Pool	Issuer	CUSIP	Coupon Rate	Yield Matur	Purchase Date	Maturity Date	Ending Par Val/Shares	Ending Amor Val/Cost	Ending Market Val	Ending Unit Price
State Pool	STATE OF CALIFORNIA		1.920	1.9200	01/01/88	Open	7,704,518.01	7,704,518.01	7,704,518.01	1.000000
State Pool	STATE OF CALIFORNIA		1.920	1.9200	11/30/01	Open	2,274,603.43	2,274,603.43	2,274,603.43	1.000000
Total Count 2			1.920	1.9200			9,979,121.44	9,979,121.44	9,979,121.44	1.000000

Time Deposit	Issuer	CUSIP	Coupon Rate	Yield Matur	Purchase Date	Maturity Date	Ending Par Val/Shares	Ending Amor Val/Cost	Ending Market Val	Ending Unit Price
Time Deposit	PREMIER VALLEY BANK		1.518	1.5185	11/16/17	11/15/18	1,600,000.00	1,600,000.00	1,600,000.00	1.000000
Time Deposit	PREMIER VALLEY BANK		1.794	1.7939	01/18/18	01/17/19	1,400,000.00	1,400,000.00	1,400,000.00	1.000000
Time Deposit	PREMIER VALLEY BANK		2.059	2.0587	03/29/18	03/28/19	1,400,000.00	1,400,000.00	1,400,000.00	1.000000
Total Count 3			1.778	1.7780			4,400,000.00	4,400,000.00	4,400,000.00	1.000000

Treasury Note	Issuer	CUSIP	Coupon Rate	Yield Matur	Purchase Date	Maturity Date	Ending Par Val/Shares	Ending Amor Val/Cost	Ending Market Val	Ending Unit Price
Treasury Note	U.S. TREASURY	912828C65	1.625	1.3304	03/20/17	03/31/19	5,000,000.00	5,014,583.91	4,975,800.00	0.995160
Treasury Note	U.S. TREASURY	912828N48	1.750	2.0091	12/26/17	12/31/20	5,000,000.00	4,962,470.69	4,898,650.00	0.979730
Treasury Note	U.S. TREASURY	912828M98	1.625	2.1032	01/17/18	11/30/20	5,000,000.00	4,942,068.70	4,887,900.00	0.977580
Treasury Note	U.S. TREASURY	912828NT3	2.625	2.0650	01/17/18	08/15/20	5,000,000.00	5,067,883.06	5,006,450.00	1.001290
Treasury Note	U.S. TREASURY	912828XH8	1.625	2.0917	01/18/18	06/30/20	5,000,000.00	4,948,571.31	4,911,150.00	0.982230
Treasury Note	U.S. TREASURY	912828N48	1.750	2.2646	01/30/18	12/31/20	10,000,000.00	9,869,971.51	9,797,300.00	0.979730
Treasury Note	U.S. TREASURY	9128282V1	1.375	2.3636	02/28/18	09/15/20	10,000,000.00	9,761,369.05	9,746,900.00	0.974690
Treasury Note	U.S. TREASURY	912828VA5	1.125	2.2700	03/05/18	04/30/20	10,000,000.00	9,777,344.65	9,751,200.00	0.975120
Treasury Note	U.S. TREASURY	912828XU9	1.500	2.2866	03/15/18	06/15/20	10,000,000.00	9,847,067.88	9,803,500.00	0.980350
Treasury Note	U.S. TREASURY	912828WY2	2.250	2.4265	04/02/18	07/31/21	5,000,000.00	4,990,807.18	4,943,350.00	0.988670
Treasury Note	U.S. TREASURY	912828RC6	2.125	2.4645	04/02/18	08/15/21	5,000,000.00	4,958,813.88	4,922,650.00	0.984530
Treasury Note	U.S. TREASURY	912828Q29	1.500	2.8197	04/25/18	03/31/23	5,000,000.00	4,703,272.95	4,728,700.00	0.945740
Treasury Note	U.S. TREASURY	912828F96	2.000	2.7218	05/11/18	10/31/21	5,000,000.00	4,884,239.13	4,895,300.00	0.979060
Treasury Note	U.S. TREASURY	9128284P2	2.625	2.6041	05/25/18	05/15/21	5,000,000.00	5,006,516.58	5,000,400.00	1.000080
Total Count 14			1.740	2.2753			90,000,000.00	88,734,980.48	88,269,250.00	0.980769

Investment Total			1.846	2.0754			519,419,121.44	517,731,717.11	510,826,883.56	
-------------------------	--	--	--------------	---------------	--	--	-----------------------	-----------------------	-----------------------	--