

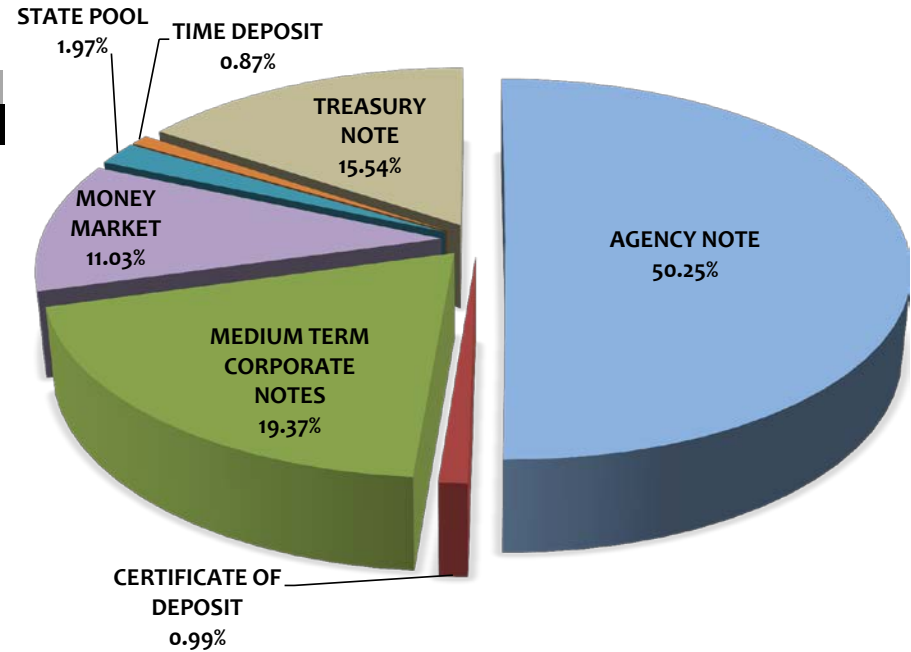


ASSET ALLOCATION

Assets	Current Par Value	Current Book Value	Market Value	Mkt/Book	Yield to Maturity
AGENCY NOTE	255,040,000	255,064,696	249,596,644	97.86%	1.80%
CERTIFICATE OF DEPOSIT	5,000,000	5,000,000	4,969,449	99.39%	1.45%
MEDIUM TERM CORPORATE NOTES	98,580,000	98,298,240	96,742,295	98.42%	2.24%
MONEY MARKET	56,000,000	56,000,000	56,000,000	100.00%	1.63%
STATE POOL	9,979,121	9,979,121	9,979,121	100.00%	1.73%
TIME DEPOSIT	4,400,000	4,400,000	4,400,000	100.00%	1.78%
TREASURY NOTE	80,000,000	78,864,765	78,241,400	99.21%	2.23%
Totals	508,999,121	507,606,823	499,928,910	98.49%	1.93%

Portfolio Breakdown & Statistics

	April 30, 2018	April 30, 2017
AMORTIZED COST	507,606,823	377,975,085
AVERAGE DAYS TO MATURITY	754	718
CURRENT MONTH RETURN ON INVEST	1.82%	1.27%
EARNED INTEREST-CURR MONTH	738,415	402,976
EARNED INTEREST	5,442,258	4,541,060



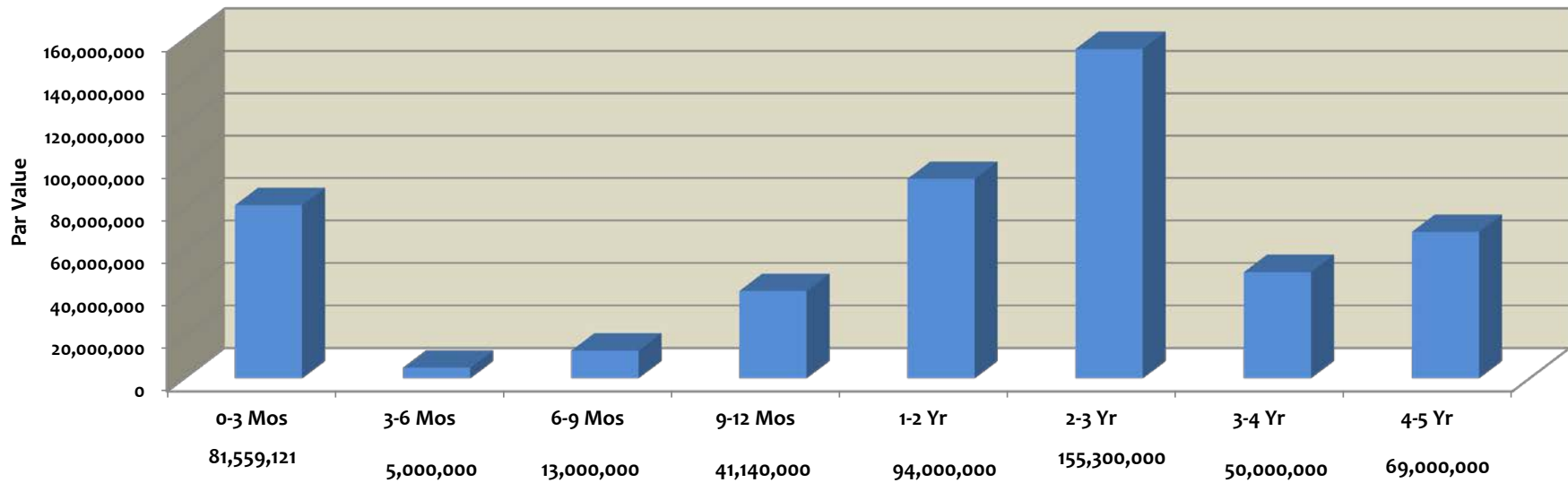
Pooled Portfolio Composition by Book Value



MATURITY DISTRIBUTION

Current Par Value	0-3 Mos	3-6 Mos	6-9 Mos	9-12 Mos	1-2 Yr	2-3 Yr	3-4 Yr	4-5 Yr	Totals
AGENCY NOTE	10,000,000		5,000,000	4,740,000	75,000,000	95,300,000	35,000,000	30,000,000	255,040,000
CERTIFICATE OF DEPOSIT			5,000,000						5,000,000
MEDIUM TERM CORPORATE NOTES	5,580,000	5,000,000		30,000,000	19,000,000		5,000,000	34,000,000	98,580,000
MONEY MARKET	56,000,000								56,000,000
STATE POOL	9,979,121								9,979,121
TIME DEPOSIT			3,000,000	1,400,000					4,400,000
TREASURY NOTE				5,000,000		60,000,000	10,000,000	5,000,000	80,000,000
Totals	81,559,121	5,000,000	13,000,000	41,140,000	94,000,000	155,300,000	50,000,000	69,000,000	508,999,121
% of Portfolio	16.02%	0.98%	2.55%	8.08%	18.47%	30.51%	9.82%	13.56%	100.00%

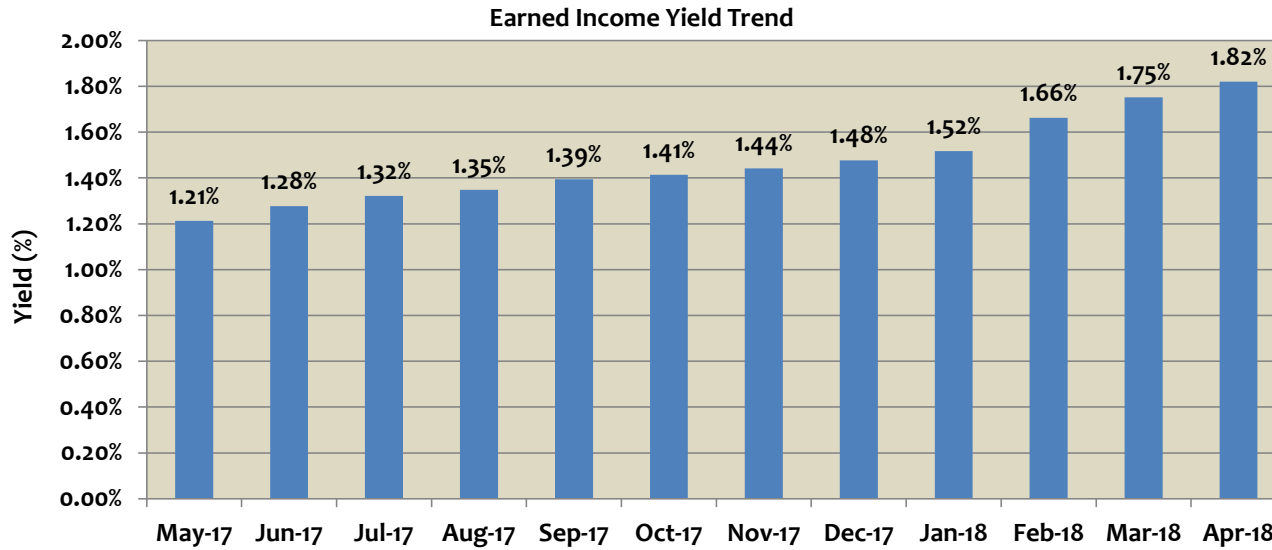
Maturity Distribution
April 30, 2018





PORTFOLIO - EARNED INCOME YIELD

Month	Earned Income Yield
May-17	1.21%
Jun-17	1.28%
Jul-17	1.32%
Aug-17	1.35%
Sep-17	1.39%
Oct-17	1.41%
Nov-17	1.44%
Dec-17	1.48%
Jan-18	1.52%
Feb-18	1.66%
Mar-18	1.75%
Apr-18	1.82%



In accordance with State Law, the Finance Director certifies that the securities held in the City Investment Portfolio, comply with City policies. The Finance Director further certifies that the City has Operating Funds available to meet its expenditure requirements for the next six months.

Amortized Cost - the total amount at which investments are carried on the City books. This amount includes the amortization and accretion of premiums and discounts, respectively.

Market Value - the total amount at which investments are being sold in the market. Market prices are provided by the Bank of New York.

Maturity Value - (also referred to as "par value") the total amount of the face or stated value of the investments at maturity.

Average Days to Maturity - the average time in days left in the maturity of the investments.

Monthly Yield - the rate of return on investments as expressed in a percentage.

Earned Interest - the amount of income realized by all investments.



AGENCY NOTOES	Issuer	CUSIP	Coupon Rate	Yield Matur	Purchase Date	Maturity Date	Ending Par Val/Shares	Ending Amor Val/Cost	Ending Market Val	Ending Unit Price
Agency Note	FED FARM CREDIT BANK	3133EFWB9	2.238	1.4030	01/22/16	01/22/21	5,000,000.00	5,000,000.00	5,043,450.00	1.008690
Agency Note	FED HOME LOAN MORT CORP	3134G8L31	1.250	2.9824	02/26/16	02/26/21	5,000,000.00	4,999,240.63	4,919,100.00	0.983820
Agency Note	FED HOME LOAN BANK	3130A7CL7	1.690	1.7215	03/04/16	02/26/21	600,000.00	599,449.00	579,228.00	0.965380
Agency Note	FEDERAL NAT MORTGAGE ASSOC	3136G3DV4	1.750	2.6169	03/30/16	03/30/21	5,000,000.00	5,000,000.00	4,838,950.00	0.967790
Agency Note	FED HOME LOAN BANK	3130A7QK4	1.700	1.7000	04/26/16	04/26/21	10,000,000.00	10,000,000.00	9,703,700.00	0.970370
Agency Note	FED HOME LOAN MORT CORP	3134G8Y29	1.375	3.4463	04/28/16	04/28/21	12,000,000.00	11,985,415.05	11,722,080.00	0.976840
Agency Note	FED HOME LOAN MORT CORP	3134G9HW0	1.250	1.2500	05/26/16	11/26/19	10,000,000.00	10,000,000.00	9,814,000.00	0.981400
Agency Note	FED FARM CREDIT BANK	3133EGDC6	1.040	1.0400	06/01/16	06/01/18	10,000,000.00	10,000,000.00	9,994,000.00	0.999400
Agency Note	FED HOME LOAN BANK	3130A86L2	1.200	1.2000	06/10/16	03/01/19	4,740,000.00	4,740,000.00	4,699,994.40	0.991560
Agency Note	FEDERAL NAT MORTGAGE ASSOC	3135G0K93	1.250	1.2500	06/28/16	06/28/19	15,000,000.00	15,000,000.00	14,804,100.00	0.986940
Agency Note	FEDERAL NAT MORTGAGE ASSOC	3135G0K93	1.250	1.2500	06/28/16	06/28/19	10,000,000.00	10,000,000.00	9,869,400.00	0.986940
Agency Note	FED HOME LOAN MORT CORP	3134G9UM7	1.500	2.0881	06/30/16	06/30/21	10,000,000.00	10,000,000.00	9,682,400.00	0.968240
Agency Note	FED HOME LOAN MORT CORP	3134G9WV5	1.300	1.3000	07/07/16	01/07/20	15,000,000.00	15,000,000.00	14,653,800.00	0.976920
Agency Note	FED FARM CREDIT BANK	3133EGLH6	1.420	1.4200	07/12/16	01/12/21	10,000,000.00	10,000,000.00	9,656,500.00	0.965650
Agency Note	FED FARM CREDIT BANK	3133EGLG8	1.370	1.3823	07/13/16	10/13/20	10,000,000.00	9,996,988.44	9,700,200.00	0.970020
Agency Note	FEDERAL NAT MORTGAGE ASSOC	3136G4DB6	1.250	1.2500	09/30/16	03/30/20	10,000,000.00	10,000,000.00	9,763,700.00	0.976370
Agency Note	FED HOME LOAN BANK	3130A9F89	1.625	1.6250	09/30/16	09/30/21	10,000,000.00	10,000,000.00	9,590,800.00	0.959080
Agency Note	FEDERAL NAT MORTGAGE ASSOC	3136G4DA8	1.200	1.2000	09/30/16	12/30/19	10,000,000.00	10,000,000.00	9,792,700.00	0.979270
Agency Note	FEDERAL NAT MORTGAGE ASSOC	3136G37H2	1.500	1.5000	09/30/16	03/30/21	4,700,000.00	4,700,000.00	4,550,352.00	0.968160
Agency Note	FED HOME LOAN MORT CORP	3134GAMB7	1.375	1.3750	10/06/16	07/06/20	10,000,000.00	10,000,000.00	9,735,200.00	0.973520
Agency Note	FED HOME LOAN MORT CORP	3134GBMX7	2.020	2.0200	05/24/17	11/24/21	10,000,000.00	10,000,000.00	9,651,200.00	0.965120
Agency Note	FED HOME LOAN MORT CORP	3134GBNJ7	2.125	2.1356	05/25/17	05/25/22	10,000,000.00	9,995,476.44	9,672,600.00	0.967260
Agency Note	FED FARM CREDIT BANK	3133EHKW2	2.000	2.0000	05/25/17	02/25/22	5,000,000.00	5,000,000.00	4,834,550.00	0.966910
Agency Note	FED HOME LOAN BANK	313376BR5	1.750	1.3150	06/20/17	12/14/18	3,000,000.00	3,013,796.72	2,992,650.00	0.997550
Agency Note	FED FARM CREDIT BANK	3133EG2A2	1.390	1.4033	06/20/17	12/27/18	2,000,000.00	1,999,736.99	1,988,380.00	0.994190
Agency Note	FED HOME LOAN BANK	3130ACF66	2.150	2.1394	09/26/17	09/26/22	6,000,000.00	6,002,714.16	5,790,360.00	0.965060
Agency Note	FED HOME LOAN BANK	3134GBH21	1.700	1.7120	09/29/17	09/29/20	3,000,000.00	2,999,121.29	2,932,710.00	0.977570
Agency Note	FED HOME LOAN BANK	3130A3KM5	2.500	2.3160	12/27/17	12/09/22	5,000,000.00	5,049,000.00	4,916,150.00	0.983230
Agency Note	FED HOME LOAN MORT CORP	3134GBET5	1.800	2.1608	01/26/18	04/13/20	5,000,000.00	4,964,876.84	4,926,050.00	0.985210
Agency Note	FED HOME LOAN MORT CORP	3134GBX56	2.250	2.3100	01/30/18	11/24/20	10,000,000.00	10,024,820.00	9,894,400.00	0.989440
Agency Note	FED HOME LOAN BANK	3130ADMR0	2.250	2.2500	02/15/18	05/15/20	10,000,000.00	10,000,000.00	9,933,800.00	0.993380
Agency Note	FED HOME LOAN BANK	3130ACAT1	1.700	3.9286	02/27/18	09/13/22	4,000,000.00	3,994,060.63	3,991,040.00	0.997760
Agency Note	FED HOME LOAN MORT CORP	3134GSFC4	3.000	3.0000	02/28/18	02/24/23	5,000,000.00	5,000,000.00	4,959,100.00	0.991820
Total Count 33			1.609	1.8002			255,040,000.00	255,064,696.19	249,596,644.40	0.978657

Certificate of Deposit	Issuing Institution	CUSIP	Coupon Rate	Yield Matur	Purchase Date	Maturity Date	Ending Par Val/Shares	Ending Amor Val/Cost	Ending Market Val	Ending Unit Price
Certificate of Deposit	WELLS FARGO BANK	949763KU9	1.450	1.4500	10/13/17	11/13/18	5,000,000.00	5,000,000.00	4,969,448.65	0.993890
Total Count 1			1.450	1.4500			5,000,000.00	5,000,000.00	4,969,448.65	0.993890

Medium Term Corporate Notes	Issuing Institution	CUSIP	Coupon Rate	Yield Matur	Purchase Date	Maturity Date	Ending Par Val/Shares	Ending Amor Val/Cost	Ending Market Val	Ending Unit Price
Medium Term Corporate Notes	GOLDMAN SACHS	38141GTK0	2.641	1.7502	11/07/13	05/08/18	3,000,000.00	2,999,129.29	3,000,060.00	1.000020
Medium Term Corporate Notes	ROYAL BANK OF CANADA	78010UWM5	2.195	1.5416	09/30/14	09/30/19	6,000,000.00	5,996,297.91	6,019,260.00	1.003210
Medium Term Corporate Notes	ROYAL BANK OF CANADA	78010USN8	2.150	1.9500	11/17/14	03/15/19	5,000,000.00	5,009,855.54	4,980,750.00	0.996150
Medium Term Corporate Notes	ROYAL BANK OF CANADA	78010USN8	2.150	1.9500	11/21/14	03/15/19	5,000,000.00	5,009,755.54	4,980,750.00	0.996150

Medium Term Corporate Notes	JP MORGAN CHASE	48127HAA7	2.200	2.1903	03/04/16	10/22/19	3,000,000.00	3,000,425.49	2,972,790.00	0.990930
Medium Term Corporate Notes	TOYOTA MOTOR CREDIT CORP	89236TDD4	2.000	1.5166	05/09/16	04/26/19	10,000,000.00	9,998,296.58	9,818,800.00	0.981880
Medium Term Corporate Notes	CREDIT SUISSE	22548QG74	2.000	2.1946	09/20/16	09/20/21	5,000,000.00	5,000,000.00	4,737,100.00	0.947420
Medium Term Corporate Notes	JP MORGAN CHASE	48126DT82	2.339	1.6453	10/04/16	05/15/18	2,580,000.00	2,579,054.97	2,579,845.20	0.999940
Medium Term Corporate Notes	JP MORGAN CHASE	48125LRF1	1.450	1.5460	06/29/17	09/21/18	5,000,000.00	4,997,618.47	4,980,650.00	0.996130
Medium Term Corporate Notes	IBM CREDIT CORP	44932HAC7	2.200	2.3040	09/15/17	09/08/22	6,000,000.00	5,973,469.07	5,715,780.00	0.952630
Medium Term Corporate Notes	HSBC USA INC	40435FLJ4	2.250	2.6128	11/15/17	11/15/22	5,000,000.00	5,000,000.00	4,887,350.00	0.977470
Medium Term Corporate Notes	ROYAL BANK OF CANADA	780082AA1	1.875	2.3000	01/16/18	02/05/20	10,000,000.00	9,917,380.16	9,825,200.00	0.982520
Medium Term Corporate Notes	GENERAL ELECTRIC CORP	36962G6S8	3.100	3.1193	01/29/18	01/09/23	5,000,000.00	5,004,161.11	4,897,150.00	0.979430
Medium Term Corporate Notes	CATERPILLAR, INC.	14913QAA7	2.400	2.6510	01/29/18	06/06/22	5,000,000.00	4,966,316.67	4,819,950.00	0.963990
Medium Term Corporate Notes	BANK OF AMERICA	06051GFZ7	2.503	2.9110	01/29/18	10/21/22	5,000,000.00	4,914,549.00	4,780,550.00	0.956110
Medium Term Corporate Notes	WELLS FARGO BANK	9497465K8	3.069	3.0299	01/30/18	01/24/23	5,000,000.00	5,011,507.50	4,866,500.00	0.973300
Medium Term Corporate Notes	ROYAL BANK OF CANADA	78012KNL7	1.625	2.5606	03/19/18	04/15/19	5,000,000.00	4,954,101.85	4,952,350.00	0.990470
Medium Term Corporate Notes	MOBIL CORPORATION	30231GAP7	1.708	2.3320	04/03/18	03/01/19	5,000,000.00	4,979,591.11	4,975,250.00	0.995050
Medium Term Corporate Notes	TOYOTA MOTOR CREDIT CORP	89236TCQ6	2.800	3.1012	04/19/18	07/13/22	3,000,000.00	2,986,730.00	2,952,210.00	0.984070
Total Count 19			2.192	2.2395			98,580,000.00	98,298,240.26	96,742,295.20	0.981358

Money Market	Issuing Institution	CUSIP	Coupon Rate	Yield Matur	Purchase Date	Maturity Date	Ending Par Val/Shares	Ending Amor Val/Cost	Ending Market Val	Ending Unit Price
Money Market	FIDELITY INVESTMENTS	62349865	1.630	1.6303	12/10/90	Open	56,000,000.00	56,000,000.00	56,000,000.00	1.000000
Total Count 1			1.630	1.6303			56,000,000.00	56,000,000.00	56,000,000.00	1.000000

State Pool	Issuing Institution	CUSIP	Coupon Rate	Yield Matur	Purchase Date	Maturity Date	Ending Par Val/Shares	Ending Amor Val/Cost	Ending Market Val	Ending Unit Price
State Pool	STATE OF CALIFORNIA	98-10-320	1.730	1.7300	01/01/88	Open	7,704,518.01	7,704,518.01	7,704,518.01	1.000000
State Pool	STATE OF CALIFORNIA	40-10-003	1.730	1.7300	11/30/01	Open	2,274,603.43	2,274,603.43	2,274,603.43	1.000000
Total Count 2			1.730	1.7300			9,979,121.44	9,979,121.44	9,979,121.44	1.000000

Time Deposit	Issuing Institution	CUSIP	Coupon Rate	Yield Matur	Purchase Date	Maturity Date	Ending Par Val/Shares	Ending Amor Val/Cost	Ending Market Val	Ending Unit Price
Time Deposit	PREMIER VALLEY BANK	102078300	1.518	1.5185	11/16/17	11/15/18	1,600,000.00	1,600,000.00	1,600,000.00	1.000000
Time Deposit	PREMIER VALLEY BANK	102097505	1.794	1.7939	01/18/18	01/17/19	1,400,000.00	1,400,000.00	1,400,000.00	1.000000
Time Deposit	PREMIER VALLEY BANK	102121139	2.059	2.0587	03/29/18	03/28/19	1,400,000.00	1,400,000.00	1,400,000.00	1.000000
Total Count 3			1.778	1.7780			4,400,000.00	4,400,000.00	4,400,000.00	1.000000

Treasury Note	Issuing Institution	CUSIP	Coupon Rate	Yield Matur	Purchase Date	Maturity Date	Ending Par Val/Shares	Ending Amor Val/Cost	Ending Market Val	Ending Unit Price
Treasury Note	U.S. TREASURY	912828C65	1.625	1.3304	03/20/17	03/31/19	5,000,000.00	5,014,583.91	4,970,700.00	0.994140
Treasury Note	U.S. TREASURY	912828N48	1.750	2.0091	12/26/17	12/31/20	5,000,000.00	4,962,470.69	4,891,600.00	0.978320
Treasury Note	U.S. TREASURY	912828M98	1.625	2.1032	01/17/18	11/30/20	5,000,000.00	4,944,464.29	4,880,100.00	0.976020
Treasury Note	U.S. TREASURY	912828NT3	2.625	2.0650	01/17/18	08/15/20	5,000,000.00	5,067,883.06	5,008,600.00	1.001720
Treasury Note	U.S. TREASURY	912828XH8	1.625	2.0917	01/18/18	06/30/20	5,000,000.00	4,948,571.31	4,905,100.00	0.981020
Treasury Note	U.S. TREASURY	912828N48	1.750	2.2646	01/30/18	12/31/20	10,000,000.00	9,869,971.51	9,783,200.00	0.978320
Treasury Note	U.S. TREASURY	9128282V1	1.375	2.3636	02/28/18	09/15/20	10,000,000.00	9,761,369.05	9,730,100.00	0.973010
Treasury Note	U.S. TREASURY	912828VA5	1.125	2.2700	03/05/18	04/30/20	10,000,000.00	9,777,344.65	9,732,000.00	0.973200
Treasury Note	U.S. TREASURY	912828XU9	1.500	2.2866	03/15/18	06/15/20	10,000,000.00	9,865,212.91	9,789,800.00	0.978980
Treasury Note	U.S. TREASURY	912828WY2	2.250	2.4265	04/02/18	07/31/21	5,000,000.00	4,990,807.18	4,933,800.00	0.986760
Treasury Note	U.S. TREASURY	912828RC6	2.125	2.4645	04/02/18	08/15/21	5,000,000.00	4,958,813.88	4,912,100.00	0.982420
Treasury Note	U.S. TREASURY	912828Q29	1.500	2.8197	04/25/18	03/31/23	5,000,000.00	4,703,272.95	4,704,300.00	0.940860
Total Count 12			1.668	2.2268			80,000,000.00	78,864,765.39	78,241,400.00	0.978017
			1.736	1.9276			508,999,121.44	507,606,823.28	499,928,909.69	0.982180