

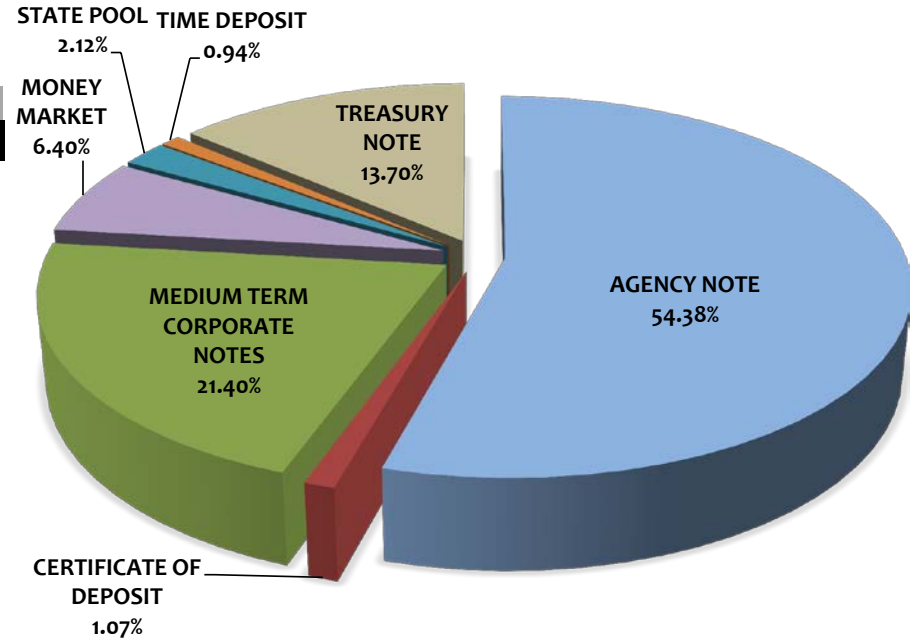


ASSET ALLOCATION

Assets	Current Par Value	Current Book Value	Market Value	Mkt/Book	Yield to Maturity
AGENCY NOTE	255,040,000	255,083,753	250,507,634	98.21%	1.77%
CERTIFICATE OF DEPOSIT	5,000,000	5,000,000	4,968,299	99.37%	1.45%
MEDIUM TERM CORPORATE NOTES	100,580,000	100,392,589	99,093,690	98.71%	2.15%
MONEY MARKET	30,000,000	30,000,000	30,000,000	100.00%	1.58%
STATE POOL	9,944,496	9,944,496	9,944,496	100.00%	1.59%
TIME DEPOSIT	4,400,000	4,400,000	4,400,000	100.00%	1.78%
TREASURY NOTE	65,000,000	64,241,063	63,941,992	99.53%	2.15%
Totals	469,964,496	469,061,901	462,856,112	98.68%	1.88%

Portfolio Breakdown & Statistics

	March 31, 2018	March 31, 2017
AMORTIZED COST	469,061,901	383,846,437
AVERAGE DAYS TO MATURITY	787	733
CURRENT MONTH RETURN ON INVEST	1.75%	1.13%
EARNED INTEREST-CURR MONTH	715,402	448,093
EARNED INTEREST	4,702,179	4,138,083



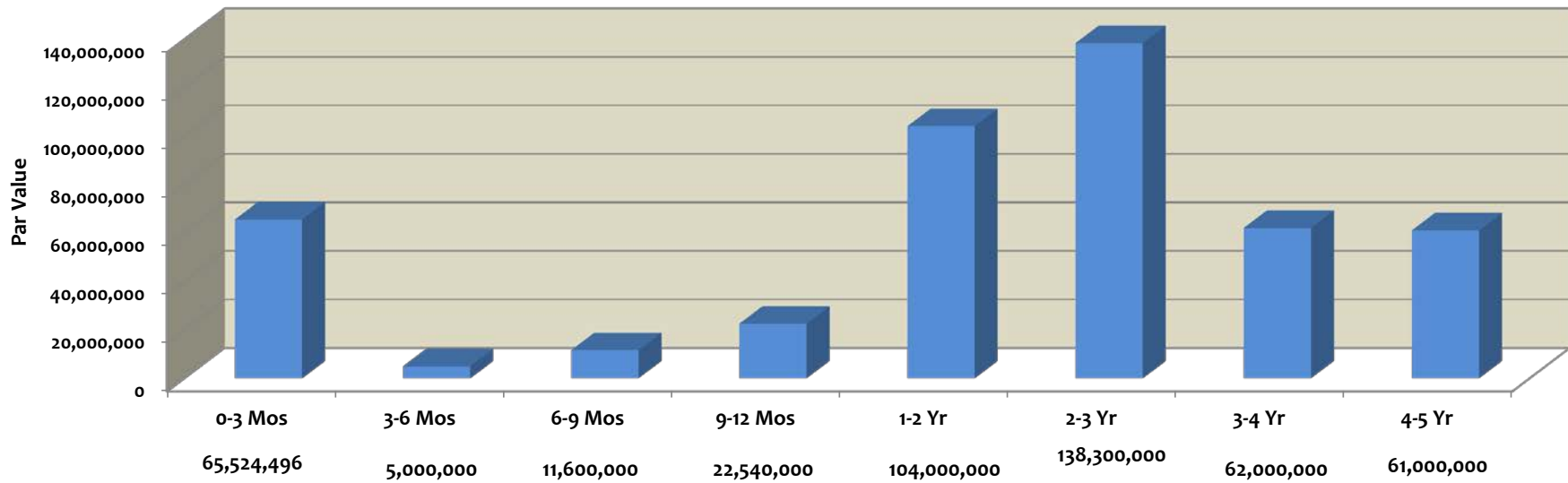
Pooled Portfolio Composition by Book Value




MATURITY DISTRIBUTION

Current Par Value	0-3 Mos	3-6 Mos	6-9 Mos	9-12 Mos	1-2 Yr	2-3 Yr	3-4 Yr	4-5 Yr	Totals
AGENCY NOTE	10,000,000		5,000,000	4,740,000	70,000,000	78,300,000	57,000,000	30,000,000	259,965,000
CERTIFICATE OF DEPOSIT			5,000,000						5,000,000
MEDIUM TERM CORPORATE NOTES	15,580,000	5,000,000		10,000,000	34,000,000		5,000,000	31,000,000	110,580,000
MONEY MARKET	30,000,000								60,000,000
STATE POOL	9,944,496								9,944,496
TIME DEPOSIT			1,600,000	2,800,000					4,400,000
TREASURY NOTE				5,000,000		60,000,000			45,000,000
Totals	65,524,496	5,000,000	11,600,000	22,540,000	104,000,000	138,300,000	62,000,000	61,000,000	494,889,496
% of Portfolio	13.24%	1.01%	2.34%	4.55%	21.01%	27.95%	12.53%	12.33%	100.00%

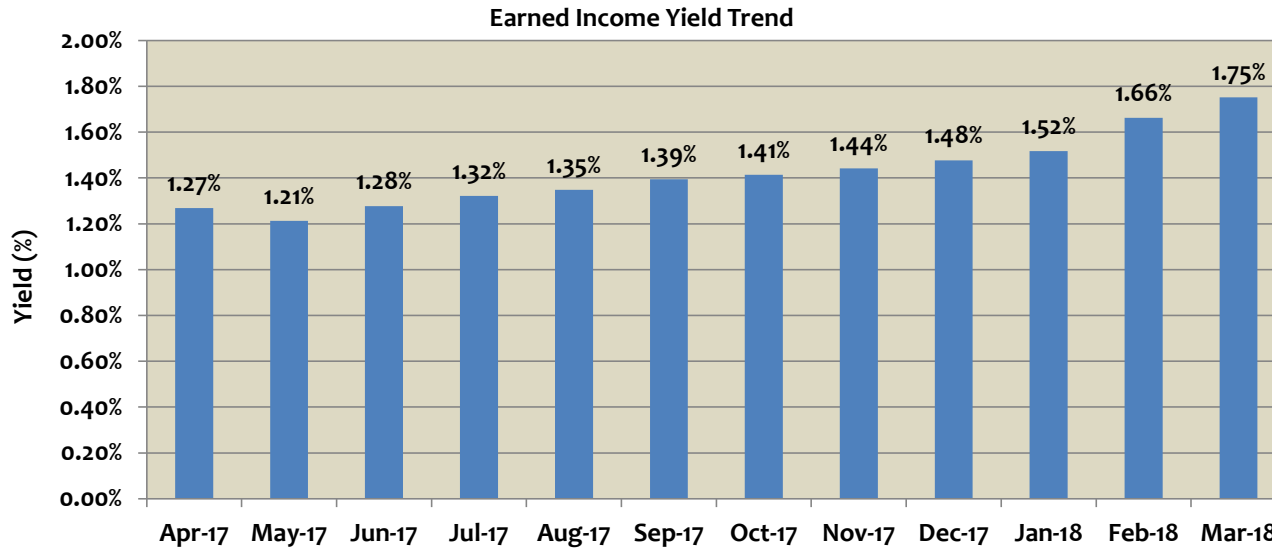
Maturity Distribution
March 31, 2018





PORTFOLIO - EARNED INCOME YIELD

Month	Earned Income Yield
Apr-17	1.27%
May-17	1.21%
Jun-17	1.28%
Jul-17	1.32%
Aug-17	1.35%
Sep-17	1.39%
Oct-17	1.41%
Nov-17	1.44%
Dec-17	1.48%
Jan-18	1.52%
Feb-18	1.66%
Mar-18	1.75%



In accordance with State Law, the Finance Director certifies that the securities held in the City Investment Portfolio, comply with City policies. The Finance Director further certifies that the City has Operating Funds available to meet its expenditure requirements for the next six months.

Amortized Cost - the total amount at which investments are carried on the City books. This amount includes the amortization and accretion of premiums and discounts, respectively.

Market Value - the total amount at which investments are being sold in the market. Market prices are provided by the Bank of New York.

Maturity Value - (also referred to as "par value") the total amount of the face or stated value of the investments at maturity.

Average Days to Maturity - the average time in days left in the maturity of the investments.

Monthly Yield - the rate of return on investments as expressed in a percentage.

Earned Interest - the amount of income realized by all investments.

AGENCY NOTES	Issuer	CUSIP	Coupon Rate	Yield Matur	Purchase Date	Maturity Date	Ending Par Val/Shares	Ending Amor Val/Cost	Ending Market Val	Ending Unit Price
Agency Note	FED FARM CREDIT BANK	3133EFWB9	2.194	1.4030	01/22/16	01/22/21	5,000,000.00	5,000,000.00	5,047,850.00	1.009570
Agency Note	FED HOME LOAN MORT CORP	3134G8L31	1.250	2.9824	02/26/16	02/26/21	5,000,000.00	4,999,240.63	4,937,850.00	0.987570
Agency Note	FED HOME LOAN BANK	3130A7CL7	1.690	1.7215	03/04/16	02/26/21	600,000.00	599,449.00	581,940.00	0.969900
Agency Note	FEDERAL NAT MORTGAGE ASSOC	3136G3DV4	1.750	2.6169	03/30/16	03/30/21	5,000,000.00	5,000,000.00	4,864,150.00	0.972830
Agency Note	FED HOME LOAN BANK	3130A7QK4	1.700	1.7000	04/26/16	04/26/21	10,000,000.00	10,000,000.00	9,751,200.00	0.975120
Agency Note	FED HOME LOAN MORT CORP	3134G8Y29	1.250	2.7427	04/28/16	04/28/21	12,000,000.00	11,983,038.52	11,759,400.00	0.979950
Agency Note	FED HOME LOAN MORT CORP	3134G9HW0	1.250	1.2500	05/26/16	11/26/19	10,000,000.00	10,000,000.00	9,831,800.00	0.983180
Agency Note	FED FARM CREDIT BANK	3133EGDC6	1.040	1.0400	06/01/16	06/01/18	10,000,000.00	10,000,000.00	9,987,100.00	0.998710
Agency Note	FED HOME LOAN BANK	3130A86L2	1.200	1.2000	06/10/16	03/01/19	4,740,000.00	4,740,000.00	4,698,904.20	0.991330
Agency Note	FEDERAL NAT MORTGAGE ASSOC	3135G0K93	1.250	1.2500	06/28/16	06/28/19	15,000,000.00	15,000,000.00	14,789,550.00	0.985970
Agency Note	FEDERAL NAT MORTGAGE ASSOC	3135G0K93	1.250	1.2500	06/28/16	06/28/19	10,000,000.00	10,000,000.00	9,859,700.00	0.985970
Agency Note	FED HOME LOAN MORT CORP	3134G9UM7	1.500	2.0881	06/30/16	06/30/21	10,000,000.00	10,000,000.00	9,727,500.00	0.972750
Agency Note	FED HOME LOAN MORT CORP	3134G9VV5	1.300	1.3000	07/07/16	01/07/20	15,000,000.00	15,000,000.00	14,680,500.00	0.978700
Agency Note	FED FARM CREDIT BANK	3133EGLH6	1.420	1.4200	07/12/16	01/12/21	10,000,000.00	10,000,000.00	9,703,300.00	0.970330
Agency Note	FED FARM CREDIT BANK	3133EGLG8	1.370	1.3823	07/13/16	10/13/20	10,000,000.00	9,996,398.48	9,746,100.00	0.974610
Agency Note	FEDERAL NAT MORTGAGE ASSOC	3136G4DB6	1.250	1.2500	09/30/16	03/30/20	10,000,000.00	10,000,000.00	9,789,200.00	0.978920
Agency Note	FED HOME LOAN BANK	3130A9F89	1.625	1.6250	09/30/16	09/30/21	10,000,000.00	10,000,000.00	9,649,100.00	0.964910
Agency Note	FEDERAL NAT MORTGAGE ASSOC	3136G4DA8	1.200	1.2000	09/30/16	12/30/19	10,000,000.00	10,000,000.00	9,816,600.00	0.981660
Agency Note	FEDERAL NAT MORTGAGE ASSOC	3136G37H2	1.500	1.5000	09/30/16	03/30/21	4,700,000.00	4,700,000.00	4,569,340.00	0.972200
Agency Note	FED HOME LOAN MORT CORP	3134GAMB7	1.375	1.3750	10/06/16	07/06/20	10,000,000.00	10,000,000.00	9,768,400.00	0.976840
Agency Note	FED HOME LOAN MORT CORP	3134GBMX7	2.020	2.0200	05/24/17	11/24/21	10,000,000.00	10,000,000.00	9,717,900.00	0.971790
Agency Note	FED HOME LOAN MORT CORP	3134GBNJ7	2.125	2.1356	05/25/17	05/25/22	10,000,000.00	9,995,476.44	9,751,200.00	0.975120
Agency Note	FED FARM CREDIT BANK	3133EHWK2	2.000	2.0000	05/25/17	02/25/22	5,000,000.00	5,000,000.00	4,892,000.00	0.978400
Agency Note	FED HOME LOAN BANK	313376BR5	1.750	1.3150	06/20/17	12/14/18	3,000,000.00	3,013,796.72	2,992,290.00	0.997430
Agency Note	FED FARM CREDIT BANK	3133EG2A2	1.390	1.4033	06/20/17	12/27/18	2,000,000.00	1,999,736.99	1,991,160.00	0.995580
Agency Note	FED HOME LOAN BANK	3130ACF66	2.150	2.1394	09/26/17	09/26/22	6,000,000.00	6,002,714.16	5,841,600.00	0.973600
Agency Note	FED HOME LOAN BANK	3134GBH21	1.700	1.7120	09/29/17	09/29/20	3,000,000.00	2,999,121.29	2,943,270.00	0.981090
Agency Note	FED HOME LOAN BANK	3130A3KM5	2.500	2.3160	12/27/17	12/09/22	5,000,000.00	5,049,000.00	4,965,100.00	0.993020
Agency Note	FED HOME LOAN MORT CORP	3134GBET5	1.800	2.1608	01/26/18	04/13/20	5,000,000.00	4,986,900.00	4,935,850.00	0.987170
Agency Note	FED HOME LOAN MORT CORP	3134GBX56	2.250	2.3100	01/30/18	11/24/20	10,000,000.00	10,024,820.00	9,951,400.00	0.995140
Agency Note	FED HOME LOAN BANK	3130ADMR0	2.250	2.2500	02/15/18	05/15/20	10,000,000.00	10,000,000.00	9,971,700.00	0.997170
Agency Note	FED HOME LOAN BANK	3130ACAT1	1.700	3.9286	02/27/18	09/13/22	4,000,000.00	3,994,060.63	3,994,480.00	0.998620
Agency Note	FED HOME LOAN MORT CORP	3134GSFC4	3.000	3.0000	02/28/18	02/24/23	5,000,000.00	5,000,000.00	5,000,200.00	1.000040
Total Count 33			1.602	1.7671			255,040,000.00	255,083,752.86	250,507,634.20	0.982229

CERTIFICATE OF DEPOSIT	Issuer	CUSIP	Coupon Rate	Yield Matur	Purchase Date	Maturity Date	Ending Par Val/Shares	Ending Amor Val/Cost	Ending Market Val	Ending Unit Price
Certificate of Deposit	WELLS FARGO BANK	949763KU9	1.450	1.4500	10/13/17	11/13/18	5,000,000.00	5,000,000.00	4,968,299.45	0.993660
Total Count 1			1.450	1.4500			5,000,000.00	5,000,000.00	4,968,299.45	0.993660

MEDIUM TERM CORPORATE NOTES	Issuer	CUSIP	Coupon Rate	Yield Matur	Purchase Date	Maturity Date	Ending Par Val/Shares	Ending Amor Val/Cost	Ending Market Val	Ending Unit Price
Medium Term Corporate Notes	GOLDMAN SACHS	38141GTK0	2.641	1.6987	11/07/13	05/08/18	3,000,000.00	2,999,129.29	3,000,390.00	1.000130
Medium Term Corporate Notes	ROYAL BANK OF CANADA	78010UWM5	2.195	1.5416	09/30/14	09/30/19	6,000,000.00	5,996,297.91	6,037,620.00	1.006270
Medium Term Corporate Notes	ROYAL BANK OF CANADA	78010USN8	2.150	1.9500	11/17/14	03/15/19	5,000,000.00	5,009,855.54	4,974,500.00	0.994900

Medium Term Corporate Notes	ROYAL BANK OF CANADA	78010USN8	2.150	1.9500	11/21/14	03/15/19	5,000,000.00	5,009,755.54	4,974,500.00	0.994900
Medium Term Corporate Notes	JP MORGAN CHASE	48127HAA7	2.200	2.1903	03/04/16	10/22/19	3,000,000.00	3,000,564.26	2,968,980.00	0.989660
Medium Term Corporate Notes	TOYOTA MOTOR CREDIT CORP	89236TDC6	1.100	1.1000	04/25/16	04/25/18	10,000,000.00	10,000,000.00	9,987,400.00	0.998740
Medium Term Corporate Notes	TOYOTA MOTOR CREDIT CORP	89236TDD4	1.250	2.0508	05/09/16	04/26/19	10,000,000.00	9,997,452.90	9,903,200.00	0.990320
Medium Term Corporate Notes	CREDIT SUISSE	22548QG74	2.000	2.1946	09/20/16	09/20/21	5,000,000.00	5,000,000.00	4,764,700.00	0.952940
Medium Term Corporate Notes	JP MORGAN CHASE	48126DT82	2.339	1.7580	10/04/16	05/15/18	2,580,000.00	2,579,054.97	2,579,509.80	0.999810
Medium Term Corporate Notes	JP MORGAN CHASE	48125LRF1	1.450	1.5460	06/29/17	09/21/18	5,000,000.00	4,997,618.47	4,973,400.00	0.994680
Medium Term Corporate Notes	IBM CREDIT CORP	44932HAC7	2.200	2.3040	09/15/17	09/08/22	6,000,000.00	5,973,469.07	5,762,340.00	0.960390
Medium Term Corporate Notes	HSBC USA INC	40435FLJ4	2.250	2.6128	11/15/17	11/15/22	5,000,000.00	5,000,000.00	4,927,100.00	0.985420
Medium Term Corporate Notes	ROYAL BANK OF CANADA	780082AA1	1.875	2.3000	01/16/18	02/05/20	10,000,000.00	9,917,380.16	9,848,700.00	0.984870
Medium Term Corporate Notes	GENERAL ELECTRIC CORP	36962G6S8	3.100	3.1193	01/29/18	01/09/23	5,000,000.00	5,004,161.11	4,890,250.00	0.978050
Medium Term Corporate Notes	CATERPILLAR, INC.	14913QAA7	2.400	2.6510	01/29/18	06/06/22	5,000,000.00	4,966,316.67	4,852,800.00	0.970560
Medium Term Corporate Notes	BANK OF AMERICA	06051GFZ7	2.503	2.9110	01/29/18	10/21/22	5,000,000.00	4,944,468.61	4,798,300.00	0.959660
Medium Term Corporate Notes	WELLS FARGO BANK	949746SK8	3.069	3.0299	01/30/18	01/24/23	5,000,000.00	5,011,507.50	4,903,300.00	0.980660
Medium Term Corporate Notes	ROYAL BANK OF CANADA	78012KNL7	1.625	2.5606	03/19/18	04/15/19	5,000,000.00	4,985,556.94	4,946,700.00	0.989340
Total Count 18			2.015	2.1504			100,580,000.00	100,392,588.94	99,093,689.80	0.985223

MONEY MARKET	Issuer	CUSIP	Coupon Rate	Yield Matur	Purchase Date	Maturity Date	Ending Par Val/Shares	Ending Amor Val/Cost	Ending Market Val	Ending Unit Price
Money Market	FIDELITY INVESTMENTS	62349865	1.581	1.5807	12/10/90	Open	30,000,000.00	30,000,000.00	30,000,000.00	1.000000
Total Count 1			1.581	1.5807			30,000,000.00	30,000,000.00	30,000,000.00	1.000000

STATE POOL	Issuer	CUSIP	Coupon Rate	Yield Matur	Purchase Date	Maturity Date	Ending Par Val/Shares	Ending Amor Val/Cost	Ending Market Val	Ending Unit Price
State Pool	STATE OF CALIFORNIA	98-10-320	1.590	1.5900	01/01/88	Open	7,678,324.49	7,678,324.49	7,678,324.49	1.000000
State Pool	STATE OF CALIFORNIA	40-10-003	1.590	1.5900	11/30/01	Open	2,266,171.90	2,266,171.90	2,266,171.90	1.000000
Total Count 2			1.590	1.5900			9,944,496.39	9,944,496.39	9,944,496.39	1.000000

TIME DEPOSIT	Issuer	CUSIP	Coupon Rate	Yield Matur	Purchase Date	Maturity Date	Ending Par Val/Shares	Ending Amor Val/Cost	Ending Market Val	Ending Unit Price
Time Deposit	PREMIER VALLEY BANK	102078300	1.518	1.5185	11/16/17	11/15/18	1,600,000.00	1,600,000.00	1,600,000.00	1.000000
Time Deposit	PREMIER VALLEY BANK	102097505	1.794	1.7939	01/18/18	01/17/19	1,400,000.00	1,400,000.00	1,400,000.00	1.000000
Time Deposit	PREMIER VALLEY BANK	102121139	2.059	2.0587	03/29/18	03/28/19	1,400,000.00	1,400,000.00	1,400,000.00	1.000000
Total Count 3			1.778	1.7780			4,400,000.00	4,400,000.00	4,400,000.00	1.000000

TREASURY NOTE	Issuer	CUSIP	Coupon Rate	Yield Matur	Purchase Date	Maturity Date	Ending Par Val/Shares	Ending Amor Val/Cost	Ending Market Val	Ending Unit Price
Treasury Note	U.S. TREASURY	912828C65	1.625	1.3304	03/20/17	03/31/19	5,000,000.00	5,021,803.66	4,974,804.70	0.994961
Treasury Note	U.S. TREASURY	912828N48	1.750	2.0091	12/26/17	12/31/20	5,000,000.00	4,962,470.69	4,917,578.00	0.983516
Treasury Note	U.S. TREASURY	912828M98	1.625	2.1032	01/17/18	11/30/20	5,000,000.00	4,944,464.29	4,903,906.50	0.980781
Treasury Note	U.S. TREASURY	912828NT3	2.625	2.0650	01/17/18	08/15/20	5,000,000.00	5,067,883.06	5,031,640.65	1.006328
Treasury Note	U.S. TREASURY	912828XH8	1.625	2.0917	01/18/18	06/30/20	5,000,000.00	4,948,571.31	4,923,437.50	0.984688
Treasury Note	U.S. TREASURY	912828N48	1.750	2.2646	01/30/18	12/31/20	10,000,000.00	9,869,971.51	9,835,156.00	0.983516
Treasury Note	U.S. TREASURY	9128282V1	1.375	2.3636	02/28/18	09/15/20	10,000,000.00	9,761,369.05	9,770,313.00	0.977031
Treasury Note	U.S. TREASURY	912828VA5	1.125	2.2700	03/05/18	04/30/20	10,000,000.00	9,799,316.69	9,760,156.00	0.976016
Treasury Note	U.S. TREASURY	912828XU9	1.500	2.2866	03/15/18	06/15/20	10,000,000.00	9,865,212.91	9,825,000.00	0.982500
Total Count 9			1.600	2.1495			65,000,000.00	64,241,063.17	63,941,992.35	0.983723

			1.689	1.8824	Grant Total		469,964,496.39	469,061,901.36	462,856,112.19	0.984875
--	--	--	--------------	---------------	--------------------	--	-----------------------	-----------------------	-----------------------	-----------------