







POLICE DEPARTMENT

DATE: February 23, 2022

TO: PACO BALDERRAMA, Chief of Police
Office of the Chief 

THROUGH: MICHAEL REID, Deputy Chief
Support Division Commander 

THROUGH: TOM ROWE, Captain 
Youth Services Bureau Commander

FROM: ANTHONY ALVARADO, Sergeant 
Student Resource Officer Unit Supervisor

SUBJECT: 2021-2022 SCHOOL YEAR, FALL SEMESTER STUDENT CONTACT ANALYSIS (SCA)

This Student Contact Analysis (SCA) report provides an analysis of documented student contacts at the 15 campuses where the Fresno Police Department staffs Student Resource Officers (SROs). These campuses include high schools and continuation schools in the Fresno Unified School District (FUSD) and Central Unified School District (CUSD).

SROs are assigned to Bullard, Central East, Dewolf, Duncan Polytechnical, Edison, Fresno, Hoover, Justin Garza, McLane, Roosevelt, and Sunnyside High Schools; Cambridge and Pershing Continuation High Schools; Phoenix Secondary Academy; and Pathway Community Day School.

SCA reports are published at the conclusion of each school semester. This SCA report covers the reporting period for August through December 2021. The SCA data contained in this analysis is generated by reporting mechanisms required of SROs and maintained by the sergeant assigned to the SRO unit. Citation and arrest data are also maintained automatically in the Department's Report Writer Systems under each officer's identification. The SCA report may contain a slight variance in statistical data.

The total student population was 20,782 school-age youth in all campuses where SROs are assigned for the fall semester. Demographic information and student populations were provided by each school site and represent a point in time analysis for Fall semester 2021.

2021 Student Contact Analysis
February 23, 2022

The demographic data used for the purposes of this report was obtained from the US Census Bureau website; <https://www.census.gov/quickfacts/fresnocitycalifornia>.

The demographic breakdown of the City of Fresno used for demographic data analysis, as reported in the US Census Bureau's most recent published information, is as follows:

- Hispanic 49.6 %
- White 26.9 %
- Asian 13.8%
- Black/ African American 7.4%
- Multiracial 4.2%
- American Indian/ Alaskan Native 1.2%
- Hawaiian/ Pacific Islander 0.1%

The demographic breakdown of the schools where SROs are assigned is as follows:

- Hispanic 68.8%
- White 8.8 %
- Asian 10.6 %
- Black/ African American 7.9%
- Multiracial 2.4%
- American Indian/ Alaskan Native .49%
- Hawaiian/ Pacific Islander .31%
- Filipino .45%
- Unspecified .03%

A review of the SCA for this reporting period showed there were a total of 117 reported crimes. Of the reported crimes, 19 were felonies, 94 were misdemeanors, and four infractions were reported for the 20,782 students on the 15 campuses where SROs are assigned. This represents .56% of the student population (117 of the 20,782 students) were involved in reported criminal activity during this analysis period.

Of the 117 reported crimes, 26 juveniles were booked into the Fresno County Juvenile Justice Campus. Additionally, 49 students contacted by SROs for being involved in low-level, non-violent criminal behavior were either reprimanded and released, referred to Youth Court, or were involved in peer mediation/ restorative practices involving school staff. This equates to 41.88% of all crime-related contacts made by SROs during this reporting period being diverted from the Juvenile Justice System through alternative resolutions and effective use of restorative practice techniques.

2021 Student Contact Analysis
February 23, 2022

The demographic data of the 117 youth committing reported crimes during this analysis period is as follows:

- Hispanic 74.3%
- White .9 %
- Asian 2.6 %
- Black/ African American 19.6 %
- Multiracial 1.7 %
- American Indian/ Alaskan Native .9 %
- Hawaiian/ Pacific Islander 0 %
- Filipino 0%
- Unspecified 0%

This SCA report covers the fall semester of 2021. The SCA report reflects the total student population and associated demographic information. The report also reflects arrests, citations, and Youth Court referral information which is generated by reporting mechanisms required of SROs and maintained by the sergeant assigned to the SRO unit. Citation and arrest data are also maintained automatically in the Department's report writer systems under each officer's identification. Each SCA report may contain a slight variance in statistical data.

The data reflected in the current SCA report will be reviewed and then compared to the next SCA report to determine what modifications if any, should be made to the Student Resource Officer Unit to enhance its effectiveness.