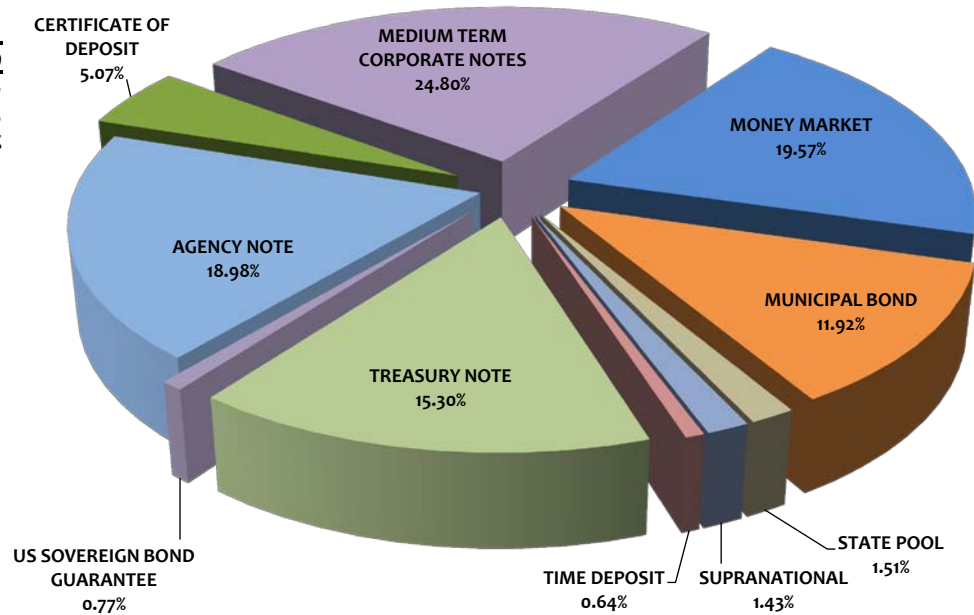





ASSET ALLOCATION						
Assets	Current Par Value	Current Book Value	Market Value	Mkt/Book	Yield to Maturity	
AGENCY NOTE	\$130,000,000	\$130,989,446	\$134,797,600	102.91%	1.82%	
CERTIFICATE OF DEPOSIT	35,000,000	34,999,451	37,285,547	106.53%	2.20%	
MEDIUM TERM CORPORATE NOTES	169,450,000	171,142,875	177,981,031	104.00%	2.49%	
MONEY MARKET	135,000,000	135,000,000	135,000,000	100.00%	0.12%	
MUNICIPAL BOND	81,080,000	82,261,018	83,293,023	101.25%	1.82%	
STATE POOL	10,445,640	10,445,640	10,445,640	100.00%	1.32%	
SUPRANATIONAL	10,000,000	9,869,911	10,239,500	103.74%	2.20%	
TIME DEPOSIT	4,400,000	4,400,000	4,400,000	100.00%	0.50%	
TREASURY NOTE	105,000,000	105,537,909	107,773,850	102.12%	1.96%	
US SOVEREIGN BOND GUARANTEE	4,815,000	5,346,678	5,661,429	105.89%	2.58%	
Totals	\$685,190,640	\$689,992,928	\$706,877,619	102.45%	1.69%	

Portfolio Breakdown & Statistics		
	May 31, 2020	May 31, 2019
AMORTIZED COST	\$689,992,928	\$594,474,676
AVERAGE DAYS TO MATURITY	726	785
CURRENT MONTH RETURN ON INVEST	2.12%	2.25%
EARNED INTEREST-CURR MONTH	\$1,240,421	\$1,101,532
EARNED INTEREST	\$12,174,030	\$10,070,232

Pooled Portfolio Composition by Book Value





MATURITY DISTRIBUTION

Current Par Value	0-3 Mos	3-6 Mos	6-9 Mos	9-12 Mos	1-2 Yr	2-3 Yr	3-4 Yr	4-5 Yr	Totals
AGENCY NOTE	-	10,000,000	5,000,000	-	25,000,000	10,000,000	25,000,000	55,000,000	\$130,000,000
MEDIUM TERM CORPORATE NOTES	-	5,000,000	5,000,000	-	35,000,000	52,500,000	46,950,000	25,000,000	\$169,450,000
MONEY MARKET	135,000,000	-	-	-	-	-	-	-	\$135,000,000
STATE POOL	10,445,640	-	-	-	-	-	-	-	\$10,445,640
TIME DEPOSIT	-	-	1,400,000	3,000,000	-	-	-	-	\$4,400,000
TREASURY NOTE	20,000,000	10,000,000	20,000,000	5,000,000	30,000,000	5,000,000	5,000,000	10,000,000	\$105,000,000
CERTIFICATE OF DEPOSIT	-	-	-	-	5,000,000	5,000,000	10,000,000	15,000,000	\$35,000,000
MUNICIPAL BOND	6,000,000	-	5,000,000	15,000,000	16,580,000	15,500,000	15,000,000	8,000,000	\$81,080,000
SUPRANATIONAL	-	-	-	-	-	10,000,000	-	-	\$10,000,000
US SOVEREIGN BOND GUARANTEE	-	-	-	-	-	-	4,815,000	-	\$4,815,000
Totals	\$171,445,640	\$25,000,000	\$36,400,000	\$23,000,000	\$111,580,000	\$98,000,000	\$106,765,000	\$113,000,000	\$685,190,640
% of Portfolio	25.02%	3.65%	5.31%	3.36%	16.28%	14.30%	15.58%	16.49%	100.00%

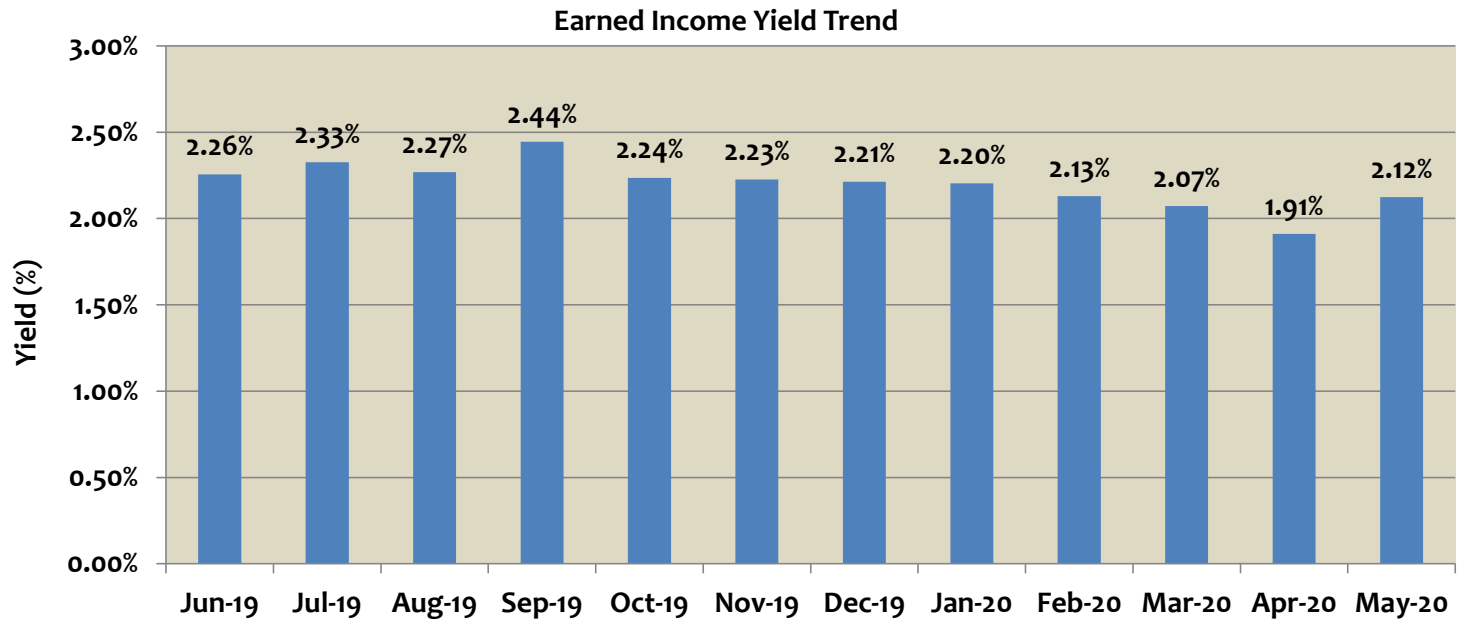
Maturity Distribution
May 31, 2020





PORTFOLIO - EARNED INCOME YIELD

Month	Earned Income Yield
Jun-19	2.26%
Jul-19	2.33%
Aug-19	2.27%
Sep-19	2.44%
Oct-19	2.24%
Nov-19	2.23%
Dec-19	2.21%
Jan-20	2.20%
Feb-20	2.13%
Mar-20	2.07%
Apr-20	1.91%
May-20	2.12%



In accordance with State Law, the Finance Director certifies that the securities held in the City Investment Portfolio, comply with City policies. The Finance Director further certifies that the City has Operating Funds available to meet its expenditure requirements for the next six months.

Amortized Cost - the total amount at which investments are carried on the City books. This amount includes the amortization and accretion of premiums and discounts, respectively.

Market Value - the total amount at which investments are being sold in the market. Market prices are provided by the Bank of New York.

Maturity Value - (also referred to as "par value") the total amount of the face or stated value of the investments at maturity.

Average Days to Maturity - the average time in days left in the maturity of the investments.

Monthly Yield - the rate of return on investments as expressed in a percentage.

Earned Interest - the amount of income realized by all investments.

Agency Note	Issuer	CUSIP	Coupon Rate	Yield Matur	Purchase Date	Maturity Date	Ending Par Val/Shares	Amor Value On 05/31/20	Ending Market Val	Ending Unit Price
Agency Note	FED FARM CREDIT BANK	3133EFWB9	0.513	0.5347	01/22/16	01/22/21	5,000,000.00	5,000,000.00	5,007,850.00	1.001570
Agency Note	FED FARM CREDIT BANK	3133ELMC5	1.530	1.5300	02/10/20	02/10/22	10,000,000.00	10,000,000.00	10,058,600.00	1.005860
Agency Note	FED FARM CREDIT BANK	3133ELXU3	0.500	0.5000	04/28/20	04/28/22	5,000,000.00	5,000,000.00	4,998,000.00	0.999600
Agency Note	FED FARM CREDIT BANK	3133EKBW5	2.610	2.6100	02/27/19	02/27/24	5,000,000.00	5,000,000.00	5,411,350.00	1.082270
Agency Note	FED FARM CREDIT BANK	3133ELSL9	1.050	1.0500	03/12/20	03/12/24	5,000,000.00	5,000,000.00	5,014,850.00	1.002970
Agency Note	FED FARM CREDIT BANK	3133EKA63	1.600	1.6000	08/16/19	08/16/24	10,000,000.00	10,000,000.00	10,472,700.00	1.047270
Agency Note	FED FARM CREDIT BANK	3133EKP75	1.600	1.4076	10/04/19	09/17/24	5,000,000.00	5,041,800.40	5,238,200.00	1.047640
Agency Note	FED HOME LOAN BANK	313378WG2	2.500	2.4593	03/12/19	03/11/22	5,000,000.00	5,003,952.41	5,199,700.00	1.039940
Agency Note	FED HOME LOAN BANK	3130A3KM5	2.500	2.3160	12/27/17	12/09/22	5,000,000.00	5,026,508.33	5,276,850.00	1.055370
Agency Note	FED HOME LOAN BANK	3130ADRG9	2.750	2.5800	03/04/19	03/10/23	5,000,000.00	5,024,386.37	5,335,550.00	1.067110
Agency Note	FED HOME LOAN BANK	3130AFRW9	2.700	2.5516	02/26/19	08/28/23	5,000,000.00	5,024,693.38	5,387,900.00	1.077580
Agency Note	FED HOME LOAN BANK	3130A0XE5	3.250	2.5800	03/08/19	03/08/24	5,000,000.00	5,126,540.82	5,523,250.00	1.104650
Agency Note	FED HOME LOAN BANK	3130AB3H7	2.375	0.8307	03/16/20	03/08/24	5,000,000.00	5,304,138.89	5,355,350.00	1.071070
Agency Note	FED HOME LOAN BANK	3130A2UW4	2.875	1.6639	10/24/19	09/13/24	5,000,000.00	5,261,509.32	5,503,000.00	1.100600
Agency Note	FED HOME LOAN BANK	3130A3GE8	2.750	1.7080	12/13/19	12/13/24	5,000,000.00	5,248,660.00	5,514,800.00	1.102960
Agency Note	FED HOME LOAN MORT CORP	3134GBX56	2.250	2.3100	01/30/18	11/24/20	10,000,000.00	9,997,032.63	10,098,600.00	1.009860
Agency Note	FED HOME LOAN MORT CORP	3134GUR51	1.770	1.7700	01/15/20	07/15/24	10,000,000.00	10,000,000.00	10,081,600.00	1.008160
Agency Note	FED HOME LOAN MORT CORP	3134GUJ35	1.860	1.8600	12/30/19	12/30/24	10,000,000.00	10,000,000.00	10,085,500.00	1.008550
Agency Note	FED HOME LOAN MORT CORP	3134GUF21	1.920	1.9200	01/06/20	01/06/25	10,000,000.00	10,000,000.00	10,078,200.00	1.007820
Agency Note	FEDERAL NAT MORTGAGE ASSOC	3135G0T45	1.875	2.5955	12/27/18	04/05/22	5,000,000.00	4,930,223.78	5,155,750.00	1.031150
Total Count 20			1.994	1.8196			130,000,000.00	130,989,446.33	134,797,600.00	1.036905

Certificate of Deposit	Issuer	CUSIP	Coupon Rate	Yield Matur	Purchase Date	Maturity Date	Ending Par Val/Shares	Amor Value On 05/31/20	Ending Market Val	Ending Unit Price
Certificate of Deposit	MORGAN STANLEY	61760A6Q7	1.850	1.8500	01/30/20	01/30/23	5,000,000.00	5,000,000.00	5,213,934.00	1.042787
Certificate of Deposit	MORGAN STANLEY	61768EBM4	1.650	1.6500	03/05/20	03/05/24	5,000,000.00	5,000,000.00	5,256,714.00	1.051343
Certificate of Deposit	MORGAN STANLEY	61690ULQ1	1.950	1.9711	10/10/19	10/10/24	5,000,000.00	4,999,450.55	5,356,416.00	1.071283
Certificate of Deposit	MORGAN STANLEY	61690UMT4	1.950	1.9711	10/31/19	10/31/24	5,000,000.00	5,000,000.00	5,358,993.00	1.071799
Certificate of Deposit	MORGAN STANLEY	61768EAQ6	1.800	1.8000	02/20/20	02/20/25	5,000,000.00	5,000,000.00	5,345,518.50	1.069104
Certificate of Deposit	WELLS FARGO BANK	949763XG6	2.900	2.9000	01/30/19	01/31/22	5,000,000.00	5,000,000.00	5,215,208.00	1.043042
Certificate of Deposit	WELLS FARGO BANK	949763WR3	3.350	3.3500	01/09/19	01/09/24	1,000,000.00	1,000,000.00	1,111,553.30	1.111553
Certificate of Deposit	WELLS FARGO BANK	949763WU6	3.200	3.2000	01/18/19	01/18/24	4,000,000.00	4,000,000.00	4,427,210.40	1.106803
Total Count 8			2.190	2.1960			35,000,000.00	34,999,450.55	37,285,547.20	1.065301

Medium Term Corporate Note	Issuer	CUSIP	Coupon Rate	Yield Matur	Purchase Date	Maturity Date	Ending Par Val/Shares	Amor Value On 05/31/20	Ending Market Val	Ending Unit Price
Medium Term Corporate Note	BANK OF NEW YORK	06406HCS6	3.650	3.1079	03/01/19	02/04/24	2,950,000.00	3,009,713.60	3,255,797.00	1.103660
Medium Term Corporate Note	BANK OF AMERICA	06051GFZ7	2.503	2.9110	01/29/18	10/21/22	5,000,000.00	4,951,159.06	5,115,350.00	1.023070
Medium Term Corporate Note	CATERPILLAR, INC.	14913QAA7	2.400	2.6510	01/29/18	06/06/22	5,000,000.00	4,969,838.28	5,197,950.00	1.039590
Medium Term Corporate Note	CITIBANK NA	17325FAJ7	2.125	3.1900	10/18/18	10/20/20	5,000,000.00	4,973,793.00	5,025,150.00	1.005030
Medium Term Corporate Note	CITIBANK NA	17325FAQ1	3.400	3.2253	01/16/19	07/23/21	5,000,000.00	5,012,691.28	5,153,600.00	1.030720
Medium Term Corporate Note	CHEVRON CORP	166764AB6	2.355	1.7642	01/24/20	12/05/22	5,000,000.00	5,098,127.08	5,225,450.00	1.045090
Medium Term Corporate Note	CHEVRON CORP	166764AH3	3.191	3.5000	11/26/18	06/24/23	5,000,000.00	4,949,516.84	5,374,550.00	1.074910
Medium Term Corporate Note	Berkshire Hathaway Inc.	084670BR8	2.750	3.3102	12/18/18	03/15/23	5,000,000.00	4,920,623.85	5,323,250.00	1.064650
Medium Term Corporate Note	APPLE INC	037833BU3	2.850	2.7654	03/06/19	02/23/23	3,510,000.00	3,518,495.24	3,728,708.10	1.062310
Medium Term Corporate Note	APPLE INC	037833CU2	2.850	2.6366	05/21/19	05/11/24	5,000,000.00	5,040,259.91	5,414,400.00	1.082880
Medium Term Corporate Note	ESTEE LAUDER CO	29736RAE0	2.350	2.4200	05/17/19	08/15/22	5,000,000.00	4,993,204.52	5,087,500.00	1.017500
Medium Term Corporate Note	EXXON MOBIL CORPORATION	30231GBH4	2.992	1.3664	05/15/20	03/19/25	5,000,000.00	5,402,971.11	5,465,350.00	1.093070

Medium Term Corporate Note	GUARDIAN LIFE	40139LAC7	1.950	1.6104	01/31/20	10/27/21	5,000,000.00	5,025,062.68	5,107,450.00	1.021490
Medium Term Corporate Note	HARVARD PRES & FELLOWS	740816AJ2	2.300	2.3860	05/24/19	10/01/23	4,000,000.00	3,988,513.73	4,194,080.00	1.048520
Medium Term Corporate Note	HSBC USA INC	40434CAD7	3.500	2.1493	10/23/19	06/23/24	5,000,000.00	5,288,203.10	5,416,350.00	1.083270
Medium Term Corporate Note	IBM CREDIT CORP	44932HAC7	2.200	2.3040	09/15/17	09/08/22	6,000,000.00	5,984,923.66	6,225,900.00	1.037650
Medium Term Corporate Note	NEW YORK LIFE	64952WDG5	2.875	2.7501	04/26/19	04/10/24	5,000,000.00	5,023,496.41	5,354,450.00	1.070890
Medium Term Corporate Note	NOVARTIS CAPITAL CORP	66989HAE8	2.400	1.6500	01/23/20	09/21/22	5,000,000.00	5,091,471.89	5,219,000.00	1.043800
Medium Term Corporate Note	ORACLE	68389XAP0	2.500	1.7863	01/10/20	10/15/22	5,000,000.00	5,086,872.69	5,237,650.00	1.047530
Medium Term Corporate Note	ORACLE	68389XBR5	2.625	2.2240	07/25/19	02/15/23	4,990,000.00	5,047,766.32	5,261,505.90	1.054410
Medium Term Corporate Note	ORACLE	68389XBL8	2.400	2.9284	02/13/19	09/15/23	5,000,000.00	4,912,708.80	5,272,450.00	1.054490
Medium Term Corporate Note	PRICOA GLOBAL FUNDING	741531FA0	3.450	3.1799	02/04/19	09/01/23	5,000,000.00	5,044,407.46	5,366,400.00	1.073280
Medium Term Corporate Note	PROTECTIVE LIFE	74368CAE4	1.999	1.1801	04/30/20	09/14/21	5,000,000.00	5,068,316.39	5,079,000.00	1.015800
Medium Term Corporate Note	SANOFI PHARMACEUTICAL	801060AC8	3.375	1.6725	02/06/20	06/19/23	5,000,000.00	5,299,731.25	5,421,100.00	1.084220
Medium Term Corporate Note	SHELL INTERNATIONAL FIN	822582BZ4	3.500	1.7172	02/05/20	11/13/23	5,000,000.00	5,301,537.52	5,447,050.00	1.089410
Medium Term Corporate Note	SHELL INTERNATIONAL FIN	822582CC4	2.000	2.0998	11/14/19	11/07/24	5,000,000.00	4,978,671.21	5,198,350.00	1.039670
Medium Term Corporate Note	TOYOTA MOTOR CREDIT CORP	89236TCQ6	2.800	3.1012	04/19/18	07/13/22	3,000,000.00	2,978,424.38	3,115,890.00	1.038630
Medium Term Corporate Note	TOYOTA MOTOR CREDIT CORP	89236TGT6	1.800	1.8000	02/13/20	02/13/25	5,000,000.00	5,000,000.00	5,115,350.00	1.023070
Medium Term Corporate Note	U.S. BANCORP	91159HHP8	2.625	3.2771	05/24/18	01/24/22	5,000,000.00	4,937,380.22	5,164,550.00	1.032910
Medium Term Corporate Note	U.S. BANCORP	91159HHC7	3.000	2.7951	03/08/19	03/15/22	5,000,000.00	5,019,794.70	5,214,200.00	1.042840
Medium Term Corporate Note	US Bank NA Cincinnati	90331HNV1	3.400	3.4812	11/26/18	07/24/23	5,000,000.00	4,989,372.75	5,373,850.00	1.074770
Medium Term Corporate Note	WAL-MART STORES	931142EL3	2.850	1.8859	10/01/19	07/08/24	5,000,000.00	5,207,032.84	5,421,050.00	1.084210
Medium Term Corporate Note	WELLS FARGO BANK	94988J5N3	2.600	3.3600	11/06/18	01/15/21	5,000,000.00	4,962,936.59	5,064,200.00	1.012840
Medium Term Corporate Note	WELLS FARGO BANK	94988J5To	3.625	2.7984	05/10/19	10/22/21	5,000,000.00	5,060,297.76	5,189,150.00	1.037830
Medium Term Corporate Note	WELLS FARGO BANK	949746SK8	3.069	3.0299	01/30/18	01/24/23	5,000,000.00	5,005,559.24	5,155,000.00	1.031000
Total Count 35			2.742	2.4886			169,450,000.00	171,142,875.36	177,981,031.00	1.050345

Money Market	Issuer	CUSIP	Coupon Rate	Yield Matur	Purchase Date	Maturity Date	Ending Par Val/Shares	Amor Value On 05/31/20	Ending Market Val	Ending Unit Price
Money Market	FIDELITY INVESTMENTS		0.117	0.1169	12/10/90	Open	135,000,000.00	135,000,000.00	135,000,000.00	1.000000
Total Count 1			0.117	0.1169			135,000,000.00	135,000,000.00	135,000,000.00	1.000000

Municipal Bond	Issuer	CUSIP	Coupon Rate	Yield Matur	Purchase Date	Maturity Date	Ending Par Val/Shares	Amor Value On 05/31/20	Ending Market Val	Ending Unit Price
Municipal Bond	CALIFORNIA ST HOUSING FINANCE	13034PZJ9	2.612	2.6120	05/08/19	02/01/22	3,500,000.00	3,500,000.00	3,576,475.00	1.021850
Municipal Bond	CALIFORNIA DEPT WATER RESOURCE	13066YTZ2	2.000	2.0000	06/06/19	05/01/22	4,000,000.00	4,000,000.00	4,106,880.00	1.026720
Municipal Bond	CITY OF VALLEJO	919259BL4	1.469	1.4690	03/31/20	05/01/23	1,500,000.00	1,500,000.00	1,505,115.00	1.003410
Municipal Bond	COUNTY OF RIVERSIDE CA	76913CAZ2	2.667	2.2601	05/06/20	02/15/25	5,000,000.00	5,091,500.00	5,171,600.00	1.034320
Municipal Bond	NEW YORK STATE URBAN DEV	64985TAY7	2.020	2.0200	10/30/19	03/15/24	5,000,000.00	5,000,000.00	5,064,750.00	1.012950
Municipal Bond	PALO ALTO UNIFIED	697379UD5	2.291	1.6506	03/30/20	08/01/20	1,000,000.00	1,005,874.69	1,002,040.00	1.002040
Municipal Bond	STATE OF CALIFORNIA	13063CP87	1.500	1.3002	03/27/20	04/01/21	5,000,000.00	5,009,893.43	5,025,300.00	1.005060
Municipal Bond	STATE OF CALIFORNIA	13063DAC2	2.625	1.7008	03/30/20	04/01/21	5,000,000.00	5,045,625.87	5,071,750.00	1.014350
Municipal Bond	STATE OF CALIFORNIA	13063DAC2	2.625	0.7874	04/28/20	04/01/21	5,000,000.00	5,094,343.75	5,071,750.00	1.014350
Municipal Bond	STATE OF CALIFORNIA	13063DAD0	2.367	2.0004	03/26/20	04/01/22	5,330,000.00	5,368,125.00	5,464,262.70	1.025190
Municipal Bond	STATE OF CALIFORNIA	13063DDG0	2.250	2.8401	01/22/19	10/01/23	5,000,000.00	4,902,351.35	5,187,200.00	1.037440
Municipal Bond	STATE OF CALIFORNIA	13063DLZ9	3.000	2.5002	05/01/19	04/01/24	5,000,000.00	5,112,880.44	5,324,750.00	1.064950
Municipal Bond	STATE OF CONNECTICUT	20772KAC3	2.670	1.0203	05/01/20	01/15/21	5,000,000.00	5,097,108.33	5,043,650.00	1.008730
Municipal Bond	STATE OF CONNECTICUT	20772KAE9	2.990	1.9630	10/17/19	01/15/23	5,000,000.00	5,148,889.57	5,204,600.00	1.040920
Municipal Bond	STATE OF HAWAII	419792YL4	2.770	1.6101	04/03/20	01/01/22	3,750,000.00	3,851,020.83	3,843,450.00	1.024920
Municipal Bond	STATE OF TEXAS	882724PY7	4.000	1.7794	03/20/20	08/27/20	5,000,000.00	5,156,146.72	5,045,700.00	1.009140
Municipal Bond	STATE OF WISCONSIN	977100CZ7	2.049	2.0490	03/25/20	05/01/23	4,000,000.00	4,000,000.00	4,121,440.00	1.030360
Municipal Bond	TEXAS A&M UNIVERSITY	88213AKA2	2.349	1.6402	01/23/20	05/15/23	5,000,000.00	5,103,327.82	5,214,900.00	1.042980
Municipal Bond	TEXAS A&M UNIVERSITY	88213ALV5	2.877	1.0002	05/15/20	05/15/25	3,000,000.00	3,273,930.00	3,247,410.00	1.082470
Total Count 19			2.532	1.8202			81,080,000.00	82,261,017.80	83,293,022.70	1.027294

State Pool	Issuer	CUSIP	Coupon Rate	Yield Matur	Purchase Date	Maturity Date	Ending Par Val/Shares	Amor Value On 05/31/20	Ending Market Val	Ending Unit Price
State Pool	STATE OF CALIFORNIA		1.300	1.3000	01/01/88	Open	8,064,700.04	8,064,700.04	8,064,700.04	1.000000
State Pool	STATE OF CALIFORNIA		1.390	1.3900	11/30/01	Open	2,380,939.46	2,380,939.46	2,380,939.46	1.000000
Total Count 2			1.321	1.3205			10,445,639.50	10,445,639.50	10,445,639.50	1.000000

Supranational	Issuer	CUSIP	Coupon Rate	Yield Matur	Purchase Date	Maturity Date	Ending Par Val/Shares	Amor Value On 05/31/20	Ending Market Val	Ending Unit Price
Supranational	INTL BK RECON & DEVELOP	45905U5U4	1.750	1.7500	01/27/20	01/27/23	5,000,000.00	5,000,000.00	5,039,750.00	1.007950
Supranational	INTL BK RECON & DEVELOP	459058FF5	1.750	2.6580	02/01/19	04/19/23	5,000,000.00	4,869,911.36	5,199,750.00	1.039950
Total Count 2			1.750	2.1980			10,000,000.00	9,869,911.36	10,239,500.00	1.023950

Time Deposit	Issuer	CUSIP	Coupon Rate	Yield Matur	Purchase Date	Maturity Date	Ending Par Val/Shares	Amor Value On 05/31/20	Ending Market Val	Ending Unit Price
Time Deposit	PREMIER VALLEY BANK		1.032	1.0347	01/16/20	01/14/21	1,400,000.00	1,400,000.00	1,400,000.00	1.000000
Time Deposit	PREMIER VALLEY BANK		0.259	0.2597	03/26/20	03/25/21	1,400,000.00	1,400,000.00	1,400,000.00	1.000000
Time Deposit	PREMIER VALLEY BANK		0.249	0.2497	05/14/20	05/13/21	1,600,000.00	1,600,000.00	1,600,000.00	1.000000
Total Count 3			0.501	0.5026			4,400,000.00	4,400,000.00	4,400,000.00	1.000000

Treasury Note	Issuer	CUSIP	Coupon Rate	Yield Matur	Purchase Date	Maturity Date	Ending Par Val/Shares	Amor Value On 05/31/20	Ending Market Val	Ending Unit Price
Treasury Note	U.S. TREASURY	912828XU9	1.500	2.2866	03/15/18	06/15/20	10,000,000.00	9,961,112.55	10,005,300.00	1.000530
Treasury Note	U.S. TREASURY	912828XH8	1.625	2.0917	01/18/18	06/30/20	5,000,000.00	4,988,454.25	5,006,050.00	1.001210
Treasury Note	U.S. TREASURY	912828NT3	2.625	2.0650	01/17/18	08/15/20	5,000,000.00	5,013,856.96	5,025,700.00	1.005140
Treasury Note	U.S. TREASURY	9128282V1	1.375	2.3636	02/28/18	09/15/20	10,000,000.00	9,951,145.81	10,033,200.00	1.003320
Treasury Note	U.S. TREASURY	912828M98	1.625	2.1032	01/17/18	11/30/20	5,000,000.00	4,976,463.25	5,035,950.00	1.007190
Treasury Note	U.S. TREASURY	912828N48	1.750	2.0091	12/26/17	12/31/20	5,000,000.00	4,987,239.35	5,045,300.00	1.009060
Treasury Note	U.S. TREASURY	9128283X6	2.250	1.6301	12/24/19	02/15/21	10,000,000.00	10,061,244.74	10,145,300.00	1.014530
Treasury Note	U.S. TREASURY	9128284P2	2.625	2.6041	05/25/18	05/15/21	5,000,000.00	5,001,025.26	5,115,050.00	1.023010
Treasury Note	U.S. TREASURY	9128284W7	2.750	1.4700	01/30/20	08/15/21	5,000,000.00	5,094,605.88	5,153,150.00	1.030630
Treasury Note	U.S. TREASURY	912828RC6	2.125	2.4645	04/02/18	08/15/21	5,000,000.00	4,975,148.99	5,115,450.00	1.023090
Treasury Note	U.S. TREASURY	9128285Lo	2.875	1.6000	11/27/19	11/15/21	5,000,000.00	5,094,111.75	5,195,500.00	1.039100
Treasury Note	U.S. TREASURY	912828G87	2.125	2.0047	05/30/19	12/31/21	5,000,000.00	5,011,729.69	5,153,500.00	1.030700
Treasury Note	U.S. TREASURY	9128286U9	2.125	1.6000	12/02/19	05/15/22	10,000,000.00	10,102,929.53	10,380,500.00	1.038050
Treasury Note	U.S. TREASURY	9128282S8	1.625	2.2322	05/01/19	08/31/22	5,000,000.00	4,926,502.96	5,162,500.00	1.032500
Treasury Note	U.S. TREASURY	9128284X5	2.750	1.6374	12/31/19	08/31/23	5,000,000.00	5,188,477.95	5,411,350.00	1.082270
Treasury Note	U.S. TREASURY	912828XX3	2.000	1.5701	10/18/19	06/30/24	5,000,000.00	5,083,022.89	5,354,500.00	1.070900
Treasury Note	U.S. TREASURY	912828G38	2.250	1.6900	12/31/19	11/15/24	5,000,000.00	5,120,837.33	5,435,550.00	1.087110
Total Count 17			2.063	1.9636			105,000,000.00	105,537,909.14	107,773,850.00	1.026418

US Sovereign Bond Guarantee	Issuer	CUSIP	Coupon Rate	Yield Matur	Purchase Date	Maturity Date	Ending Par Val/Shares	Amor Value On 05/31/20	Ending Market Val	Ending Unit Price
US Sovereign Bond Guarantee	AID-ISRAEL	46513EGV8	5.500	2.5770	02/28/19	12/04/23	4,815,000.00	5,346,677.79	5,661,428.85	1.175790
Total Count 1			5.500	2.5770			4,815,000.00	5,346,677.79	5,661,428.85	1.175790

Investment Total			1.905	1.6923			685,190,639.50	689,992,927.83	706,877,619.25	1.031651
-------------------------	--	--	--------------	---------------	--	--	-----------------------	-----------------------	-----------------------	-----------------