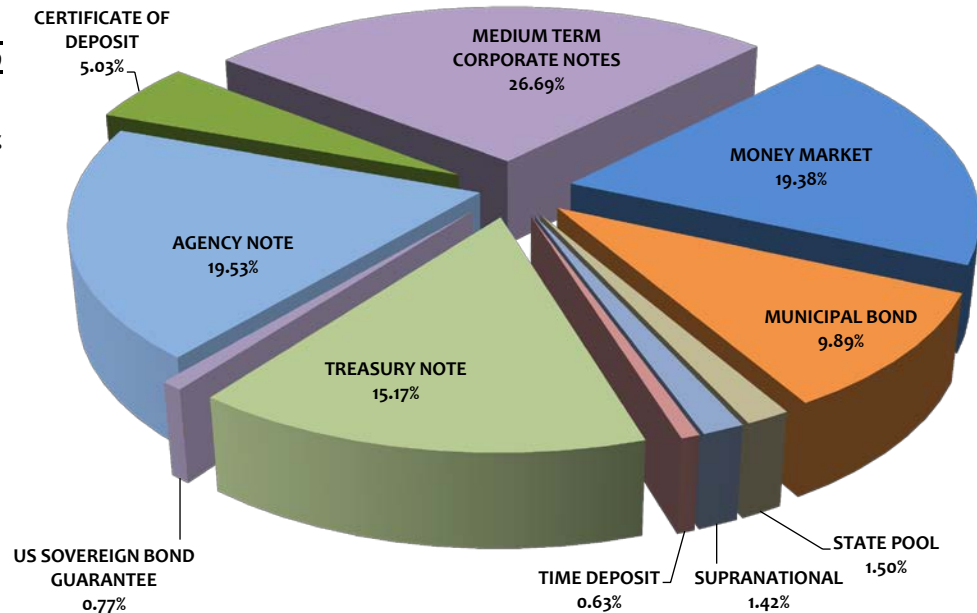





ASSET ALLOCATION						
Assets	Current Par Value	Current Book Value	Market Value	Mkt/Book	Yield to Maturity	
AGENCY NOTE	\$135,000,000	\$135,986,513	\$139,729,895	102.75%	1.85%	
CERTIFICATE OF DEPOSIT	35,000,000	34,999,451	37,275,129	106.50%	2.20%	
MEDIUM TERM CORPORATE NOTES	184,450,000	185,885,502	190,980,680	102.74%	2.56%	
MONEY MARKET	135,000,000	135,000,000	135,000,000	100.00%	0.19%	
MUNICIPAL BOND	68,080,000	68,863,821	69,380,566	100.75%	1.89%	
STATE POOL	10,445,640	10,445,640	10,445,640	100.00%	1.44%	
SUPRANATIONAL	10,000,000	9,869,911	10,220,050	103.55%	2.20%	
TIME DEPOSIT	4,400,000	4,400,000	4,400,000	100.00%	1.21%	
TREASURY NOTE	105,000,000	105,628,544	107,901,150	102.15%	1.99%	
US SOVEREIGN BOND GUARANTEE	4,815,000	5,346,678	5,697,204	106.56%	2.58%	
<b>Totals</b>	<b>\$692,190,640</b>	<b>\$696,426,059</b>	<b>\$711,030,314</b>	<b>102.10%</b>	<b>1.77%</b>	

Portfolio Breakdown & Statistics		
	April 30, 2020	April 30, 2019
AMORTIZED COST	\$696,426,059	\$563,685,501
AVERAGE DAYS TO MATURITY	748	741
CURRENT MONTH RETURN ON INVEST	1.91%	2.23%
EARNED INTEREST-CURR MONTH	\$1,029,703	\$1,009,755
EARNED INTEREST	\$10,933,609	\$8,968,699

Pooled Portfolio Composition by Book Value

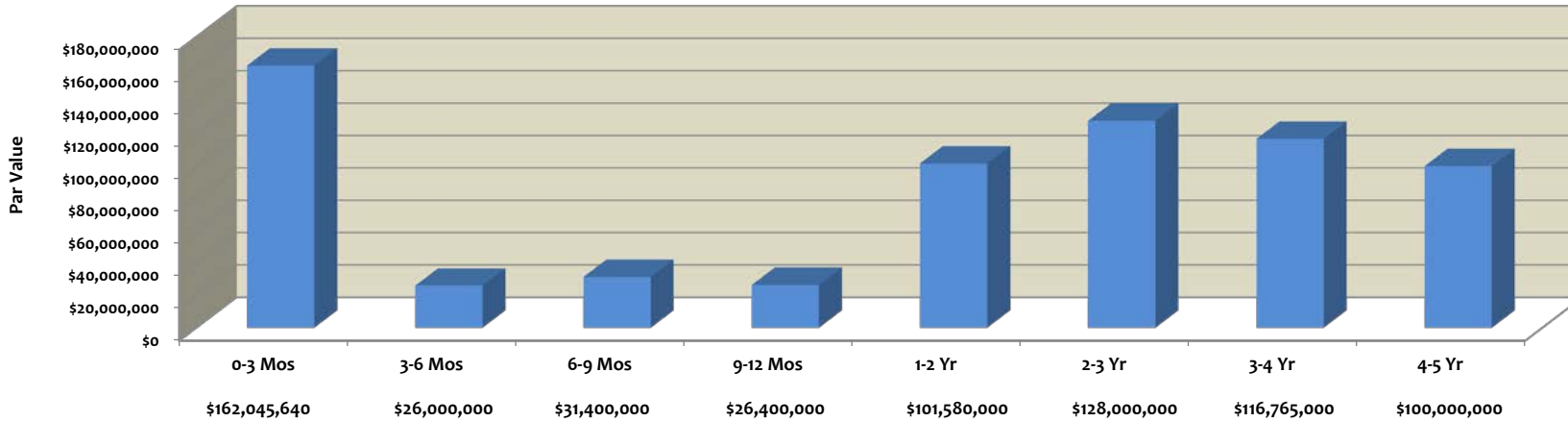




**MATURITY DISTRIBUTION**

Current Par Value	0-3 Mos	3-6 Mos	6-9 Mos	9-12 Mos	1-2 Yr	2-3 Yr	3-4 Yr	4-5 Yr	Totals
AGENCY NOTE	-	-	15,000,000	-	25,000,000	10,000,000	30,000,000	55,000,000	\$135,000,000
MEDIUM TERM CORPORATE NOTES	-	5,000,000	5,000,000	-	30,000,000	72,500,000	51,950,000	20,000,000	\$184,450,000
MONEY MARKET	135,000,000	-	-	-	-	-	-	-	\$135,000,000
STATE POOL	10,445,640	-	-	-	-	-	-	-	\$10,445,640
TIME DEPOSIT	1,600,000	-	1,400,000	1,400,000	-	-	-	-	\$4,400,000
TREASURY NOTE	15,000,000	15,000,000	10,000,000	10,000,000	25,000,000	15,000,000	5,000,000	10,000,000	\$105,000,000
CERTIFICATE OF DEPOSIT	-	-	-	-	5,000,000	5,000,000	10,000,000	15,000,000	\$35,000,000
MUNICIPAL BOND	-	6,000,000	-	15,000,000	16,580,000	15,500,000	15,000,000	-	\$68,080,000
SUPRANATIONAL	-	-	-	-	-	10,000,000	-	-	\$10,000,000
US SOVEREIGN BOND GUARANTEE	-	-	-	-	-	-	4,815,000	-	\$4,815,000
<b>Totals</b>	<b>\$162,045,640</b>	<b>\$26,000,000</b>	<b>\$31,400,000</b>	<b>\$26,400,000</b>	<b>\$101,580,000</b>	<b>\$128,000,000</b>	<b>\$116,765,000</b>	<b>\$100,000,000</b>	<b>\$692,190,640</b>
<b>% of Portfolio</b>	<b>23.41%</b>	<b>3.76%</b>	<b>4.54%</b>	<b>3.81%</b>	<b>14.68%</b>	<b>18.49%</b>	<b>16.87%</b>	<b>14.45%</b>	<b>100.00%</b>

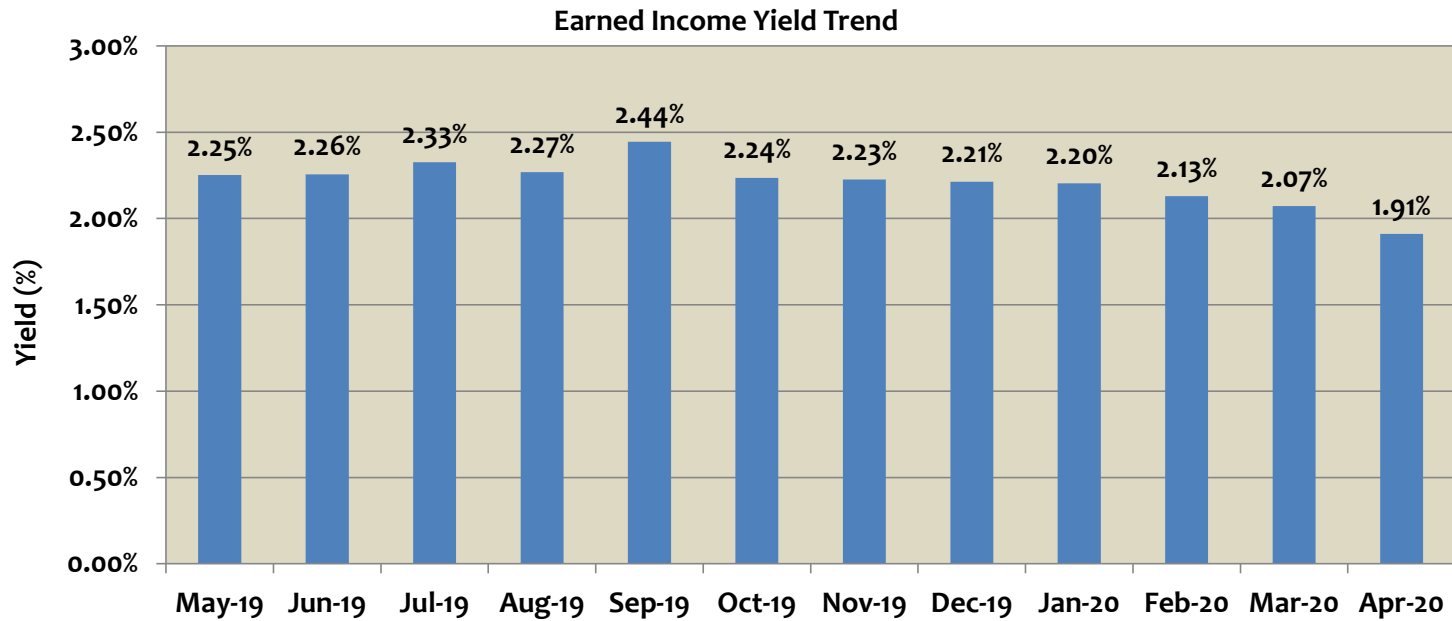
Maturity Distribution  
April 30, 2020





**PORTFOLIO - EARNED INCOME YIELD**

Month	Earned Income Yield
May-19	2.25%
Jun-19	2.26%
Jul-19	2.33%
Aug-19	2.27%
Sep-19	2.44%
Oct-19	2.24%
Nov-19	2.23%
Dec-19	2.21%
Jan-20	2.20%
Feb-20	2.13%
Mar-20	2.07%
Apr-20	1.91%



In accordance with State Law, the Finance Director certifies that the securities held in the City Investment Portfolio, comply with City policies. The Finance Director further certifies that the City has Operating Funds available to meet its expenditure requirements for the next six months.

**Amortized Cost** - the total amount at which investments are carried on the City books. This amount includes the amortization and accretion of premiums and discounts, respectively.

**Market Value** - the total amount at which investments are being sold in the market. Market prices are provided by the Bank of New York.

**Maturity Value** - (also referred to as "par value") the total amount of the face or stated value of the investments at maturity.

**Average Days to Maturity** - the average time in days left in the maturity of the investments.

**Monthly Yield** - the rate of return on investments as expressed in a percentage.

**Earned Interest** - the amount of income realized by all investments.

Agency Note	Issuer	CUSIP	Coupon Rate	Yield Matur	Purchase Date	Maturity Date	Ending Par Val/Shares	Amor Value On 04/30/20	Ending Market Val	Ending Unit Price
Agency Note	FED FARM CREDIT BANK	3133EFWB9	1.007	0.5237	01/22/16	01/22/21	5,000,000.00	5,000,000.00	5,008,850.00	1.001770
Agency Note	FED FARM CREDIT BANK	3133ELMC5	1.530	1.5300	02/10/20	02/10/22	10,000,000.00	10,000,000.00	10,063,400.00	1.006340
Agency Note	FED FARM CREDIT BANK	3133ELXU3	0.500	0.5000	04/28/20	04/28/22	5,000,000.00	5,000,000.00	4,998,345.00	0.999669
Agency Note	FED FARM CREDIT BANK	3133EKBW5	2.610	2.6100	02/27/19	02/27/24	5,000,000.00	5,000,000.00	5,388,950.00	1.077790
Agency Note	FED FARM CREDIT BANK	3133ELSL9	1.050	1.0500	03/12/20	03/12/24	5,000,000.00	5,000,000.00	5,014,900.00	1.002980
Agency Note	FED FARM CREDIT BANK	3133EKA63	1.600	1.6000	08/16/19	08/16/24	10,000,000.00	10,000,000.00	10,414,900.00	1.041490
Agency Note	FED FARM CREDIT BANK	3133EKP75	1.600	1.4076	10/04/19	09/17/24	5,000,000.00	5,041,800.40	5,208,750.00	1.041750
Agency Note	FED HOME LOAN BANK	313378WG2	2.500	2.4593	03/12/19	03/11/22	5,000,000.00	5,003,952.41	5,210,950.00	1.042190
Agency Note	FED HOME LOAN BANK	3130A3KM5	2.500	2.3160	12/27/17	12/09/22	5,000,000.00	5,026,508.33	5,277,750.00	1.055550
Agency Note	FED HOME LOAN BANK	3130ADRG9	2.750	2.5800	03/04/19	03/10/23	5,000,000.00	5,024,386.37	5,339,850.00	1.067970
Agency Note	FED HOME LOAN BANK	3130AFRW9	2.700	2.5516	02/26/19	08/28/23	5,000,000.00	5,024,693.38	5,390,350.00	1.078070
Agency Note	FED HOME LOAN BANK	3130A0XE5	3.250	2.5800	03/08/19	03/08/24	5,000,000.00	5,126,540.82	5,525,600.00	1.105120
Agency Note	FED HOME LOAN BANK	3130AB3H7	2.375	0.8307	03/16/20	03/08/24	5,000,000.00	5,304,138.89	5,353,400.00	1.070680
Agency Note	FED HOME LOAN BANK	3130A2UW4	2.875	1.6639	10/24/19	09/13/24	5,000,000.00	5,261,509.32	5,498,050.00	1.099610
Agency Note	FED HOME LOAN BANK	3130A3GE8	2.750	1.7080	12/13/19	12/13/24	5,000,000.00	5,248,660.00	5,490,700.00	1.098140
Agency Note	FED HOME LOAN MORT CORP	3134GBX56	2.250	2.3100	01/30/18	11/24/20	10,000,000.00	9,994,099.14	10,111,300.00	1.011130
Agency Note	FED HOME LOAN MORT CORP	3134GTMR1	2.700	2.7000	05/20/19	05/20/24	5,000,000.00	5,000,000.00	5,005,400.00	1.001080
Agency Note	FED HOME LOAN MORT CORP	3134GUR51	1.770	1.7700	01/15/20	07/15/24	10,000,000.00	10,000,000.00	10,089,600.00	1.008960
Agency Note	FED HOME LOAN MORT CORP	3134GUJ35	1.860	1.8600	12/30/19	12/30/24	10,000,000.00	10,000,000.00	10,094,900.00	1.009490
Agency Note	FED HOME LOAN MORT CORP	3134GUF21	1.920	1.9200	01/06/20	01/06/25	10,000,000.00	10,000,000.00	10,086,300.00	1.008630
Agency Note	FEDERAL NAT MORTGAGE ASSOC	3135G0T45	1.875	2.5955	12/27/18	04/05/22	5,000,000.00	4,930,223.78	5,157,650.00	1.031530
<b>Total Count 21</b>			<b>2.039</b>	<b>1.8515</b>			<b>135,000,000.00</b>	<b>135,986,512.84</b>	<b>139,729,895.00</b>	<b>1.035036</b>

Certificate of Deposit	Issuer	CUSIP	Coupon Rate	Yield Matur	Purchase Date	Maturity Date	Ending Par Val/Shares	Amor Value On 04/30/20	Ending Market Val	Ending Unit Price
Certificate of Deposit	MORGAN STANLEY	61760A6Q7	1.850	1.8500	01/30/20	01/30/23	5,000,000.00	5,000,000.00	5,212,428.50	1.042486
Certificate of Deposit	MORGAN STANLEY	61768EBM4	1.650	1.6500	03/05/20	03/05/24	5,000,000.00	5,000,000.00	5,252,322.00	1.050464
Certificate of Deposit	MORGAN STANLEY	61690ULQ1	1.950	1.9711	10/10/19	10/10/24	5,000,000.00	4,999,450.55	5,352,621.50	1.070524
Certificate of Deposit	MORGAN STANLEY	61690UMT4	1.950	1.9711	10/31/19	10/31/24	5,000,000.00	5,000,000.00	5,355,265.50	1.071053
Certificate of Deposit	MORGAN STANLEY	61768EAQ6	1.800	1.8000	02/20/20	02/20/25	5,000,000.00	5,000,000.00	5,340,980.00	1.068196
Certificate of Deposit	WELLS FARGO BANK	949763XG6	2.900	2.9000	01/30/19	01/31/22	5,000,000.00	5,000,000.00	5,220,924.50	1.044185
Certificate of Deposit	WELLS FARGO BANK	949763WR3	3.350	3.3500	01/09/19	01/09/24	1,000,000.00	1,000,000.00	1,112,020.40	1.112020
Certificate of Deposit	WELLS FARGO BANK	949763WU6	3.200	3.2000	01/18/19	01/18/24	4,000,000.00	4,000,000.00	4,428,566.80	1.107142
<b>Total Count 8</b>			<b>2.190</b>	<b>2.1960</b>			<b>35,000,000.00</b>	<b>34,999,450.55</b>	<b>37,275,129.20</b>	<b>1.065004</b>

Medium Term Corporate Note	Issuer	CUSIP	Coupon Rate	Yield Matur	Purchase Date	Maturity Date	Ending Par Val/Shares	Amor Value On 04/30/20	Ending Market Val	Ending Unit Price
Medium Term Corporate Note	BANK OF NEW YORK	06406HCS6	3.650	3.1079	03/01/19	02/04/24	2,950,000.00	3,009,713.60	3,224,291.00	1.092980
Medium Term Corporate Note	BANK OF AMERICA	06051GFZ7	2.503	2.9110	01/29/18	10/21/22	5,000,000.00	4,951,159.06	5,094,650.00	1.018930
Medium Term Corporate Note	CATERPILLAR, INC.	14913QAA7	2.400	2.6510	01/29/18	06/06/22	5,000,000.00	4,969,838.28	5,145,350.00	1.029070
Medium Term Corporate Note	CITIBANK NA	17325FAJ7	2.125	3.1900	10/18/18	10/20/20	5,000,000.00	4,973,793.00	5,020,950.00	1.004190
Medium Term Corporate Note	CITIBANK NA	17325FAQ1	3.400	3.2253	01/16/19	07/23/21	5,000,000.00	5,012,691.28	5,119,950.00	1.023990
Medium Term Corporate Note	CHEVRON CORP	166764AB6	2.355	1.7642	01/24/20	12/05/22	5,000,000.00	5,098,127.08	5,157,950.00	1.031590
Medium Term Corporate Note	CHEVRON CORP	166764AH3	3.191	3.5000	11/26/18	06/24/23	5,000,000.00	4,949,516.84	5,289,400.00	1.057880
Medium Term Corporate Note	Berkshire Hathaway Inc.	084670BR8	2.750	3.3102	12/18/18	03/15/23	5,000,000.00	4,920,623.85	5,294,650.00	1.058930
Medium Term Corporate Note	AMERICAN HONDA FINANCE	02665WCQ2	3.625	3.1400	02/25/19	10/10/23	2,000,000.00	2,031,912.67	2,099,380.00	1.049690

Medium Term Corporate Note	AMERICAN HONDA FINANCE	02665WCQ2	3.625	3.1518	02/15/19	10/10/23	3,000,000.00	3,046,695.85	3,149,070.00	1.049690
Medium Term Corporate Note	APPLE INC	037833BU3	2.850	2.7654	03/06/19	02/23/23	3,510,000.00	3,518,495.24	3,704,910.30	1.055530
Medium Term Corporate Note	APPLE INC	037833CU2	2.850	2.6366	05/21/19	05/11/24	5,000,000.00	5,045,002.24	5,351,950.00	1.070390
Medium Term Corporate Note	ESTEE LAUDER CO	29736RAE0	2.350	2.4200	05/17/19	08/15/22	5,000,000.00	4,993,204.52	5,087,100.00	1.017420
Medium Term Corporate Note	GUARDIAN LIFE	40139LAC7	1.950	1.6104	01/31/20	10/27/21	5,000,000.00	5,025,062.68	4,993,700.00	0.998740
Medium Term Corporate Note	HARVARD PRES & FELLOWS	740816AJ2	2.300	2.3860	05/24/19	10/01/23	4,000,000.00	3,988,513.73	4,067,400.00	1.016850
Medium Term Corporate Note	HSBC USA INC	40435FLJ4	2.250	2.2397	11/15/17	11/15/22	5,000,000.00	5,000,000.00	5,002,300.00	1.000460
Medium Term Corporate Note	HSBC USA INC	40435FWK9	3.000	2.9772	05/02/18	05/02/23	10,000,000.00	10,000,000.00	10,000,000.00	1.000000
Medium Term Corporate Note	HSBC USA INC	40434CAD7	3.500	2.1493	10/23/19	06/23/24	5,000,000.00	5,288,203.10	5,300,000.00	1.060000
Medium Term Corporate Note	IBM CREDIT CORP	44932HAC7	2.200	2.3040	09/15/17	09/08/22	6,000,000.00	5,984,923.66	6,182,520.00	1.030420
Medium Term Corporate Note	NEW YORK LIFE	64952WDC5	2.875	2.7501	04/26/19	04/10/24	5,000,000.00	5,023,496.41	5,258,150.00	1.051630
Medium Term Corporate Note	NOVARTIS CAPITAL CORP	66989HAE8	2.400	1.6500	01/23/20	09/21/22	5,000,000.00	5,091,471.89	5,165,200.00	1.033040
Medium Term Corporate Note	ORACLE	68389XAP0	2.500	1.7863	01/10/20	10/15/22	5,000,000.00	5,086,872.69	5,188,450.00	1.037690
Medium Term Corporate Note	ORACLE	68389XBR5	2.625	2.2240	07/25/19	02/15/23	4,990,000.00	5,047,766.32	5,220,138.80	1.046120
Medium Term Corporate Note	ORACLE	68389XBL8	2.400	2.9284	02/13/19	09/15/23	5,000,000.00	4,912,708.80	5,233,250.00	1.046650
Medium Term Corporate Note	PRICOA GLOBAL FUNDING	741531FA0	3.450	3.1799	02/04/19	09/01/23	5,000,000.00	5,044,407.46	5,348,600.00	1.069720
Medium Term Corporate Note	SANOFI PHARMACEUTICAL	801060AC8	3.375	1.6725	02/06/20	06/19/23	5,000,000.00	5,299,731.25	5,337,150.00	1.067430
Medium Term Corporate Note	SHELL INTERNATIONAL FIN	822582BZ4	3.500	1.7172	02/05/20	11/13/23	5,000,000.00	5,364,011.11	5,322,600.00	1.064520
Medium Term Corporate Note	SHELL INTERNATIONAL FIN	822582CC4	2.000	2.0998	11/14/19	11/07/24	5,000,000.00	4,978,444.44	5,057,900.00	1.011580
Medium Term Corporate Note	TOYOTA MOTOR CREDIT CORP	89236TCQ6	2.800	3.1012	04/19/18	07/13/22	3,000,000.00	2,978,424.38	3,105,270.00	1.035090
Medium Term Corporate Note	TOYOTA MOTOR CREDIT CORP	89236TGT6	1.800	1.8000	02/13/20	02/13/25	5,000,000.00	5,000,000.00	5,041,050.00	1.008210
Medium Term Corporate Note	U.S. BANCORP	91159HHP8	2.625	3.2771	05/24/18	01/24/22	5,000,000.00	4,937,380.22	5,128,900.00	1.025780
Medium Term Corporate Note	U.S. BANCORP	91159HHC7	3.000	2.7951	03/08/19	03/15/22	5,000,000.00	5,019,794.70	5,175,650.00	1.035130
Medium Term Corporate Note	US Bank NA Cincinnati	90331HNV1	3.400	3.4812	11/26/18	07/24/23	5,000,000.00	4,989,372.75	5,347,300.00	1.069460
Medium Term Corporate Note	WAL-MART STORES	931142EL3	2.850	1.8859	10/01/19	07/08/24	5,000,000.00	5,207,032.84	5,373,150.00	1.074630
Medium Term Corporate Note	WELLS FARGO BANK	94988J5N3	2.600	3.3600	11/06/18	01/15/21	5,000,000.00	4,962,936.59	5,054,300.00	1.010860
Medium Term Corporate Note	WELLS FARGO BANK	94988J5T0	3.625	2.7984	05/10/19	10/22/21	5,000,000.00	5,060,297.76	5,166,900.00	1.033380
Medium Term Corporate Note	WELLS FARGO BANK	949746SK8	3.069	3.0299	01/30/18	01/24/23	5,000,000.00	5,005,559.24	5,123,150.00	1.024630
Medium Term Corporate Note	PROTECTIVE LIFE	74368CAE4	1.999	1.1801	04/30/20	09/14/21	5,000,000.00	5,068,316.39	5,048,050.00	1.009610
<b>Total Count 38</b>			<b>2.760</b>	<b>2.5586</b>			<b>184,450,000.00</b>	<b>185,885,501.92</b>	<b>190,980,680.10</b>	<b>1.035406</b>

Money Market	Issuer	CUSIP	Coupon Rate	Yield Matur	Purchase Date	Maturity Date	Ending Par Val/Shares	Amor Value On 04/30/20	Ending Market Val	Ending Unit Price
Money Market	FIDELITY INVESTMENTS		0.191	0.1908	12/10/90	Open	135,000,000.00	135,000,000.00	135,000,000.00	1.000000
<b>Total Count 1</b>			<b>0.191</b>	<b>0.1908</b>			<b>135,000,000.00</b>	<b>135,000,000.00</b>	<b>135,000,000.00</b>	<b>1.000000</b>

Municipal Bond	Issuer	CUSIP	Coupon Rate	Yield Matur	Purchase Date	Maturity Date	Ending Par Val/Shares	Amor Value On 04/30/20	Ending Market Val	Ending Unit Price
Municipal Bond	CALIFORNIA ST HOUSING FINANCE	13034PZJ9	2.612	2.6120	05/08/19	02/01/22	3,500,000.00	3,500,000.00	3,556,210.00	1.016060
Municipal Bond	CALIFORNIA DEPT WATER RESOURCE	13066YTZ2	2.000	2.0000	06/06/19	05/01/22	4,000,000.00	4,000,000.00	4,050,320.00	1.012580
Municipal Bond	CITY OF VALLEJO	919259BL4	1.469	1.4690	03/31/20	05/01/23	1,500,000.00	1,500,000.00	1,500,525.00	1.000350
Municipal Bond	NEW YORK STATE URBAN DEV	64985TAY7	2.020	2.0200	10/30/19	03/15/24	5,000,000.00	5,000,000.00	5,013,950.00	1.002790
Municipal Bond	PALO ALTO UNIFIED	697379UD5	2.291	1.6506	03/30/20	08/01/20	1,000,000.00	1,005,874.69	1,001,870.00	1.001870
Municipal Bond	STATE OF CALIFORNIA	13063CP87	1.500	1.3002	03/27/20	04/01/21	5,000,000.00	5,009,893.43	5,018,900.00	1.003780
Municipal Bond	STATE OF CALIFORNIA	13063DAC2	2.625	1.7008	03/30/20	04/01/21	5,000,000.00	5,045,625.87	5,069,600.00	1.013920
Municipal Bond	STATE OF CALIFORNIA	13063DAC2	2.625	0.7874	04/28/20	04/01/21	5,000,000.00	5,094,343.75	5,069,600.00	1.013920
Municipal Bond	STATE OF CALIFORNIA	13063DAD0	2.367	2.0004	03/26/20	04/01/22	5,330,000.00	5,368,125.00	5,447,473.20	1.022040
Municipal Bond	STATE OF CALIFORNIA	13063DDG0	2.250	2.8401	01/22/19	10/01/23	5,000,000.00	4,902,351.35	5,152,750.00	1.030550
Municipal Bond	STATE OF CALIFORNIA	13063DLZ9	3.000	2.5002	05/01/19	04/01/24	5,000,000.00	5,112,880.44	5,286,150.00	1.057230
Municipal Bond	STATE OF CONNECTICUT	20772KAE9	2.990	1.9630	10/17/19	01/15/23	5,000,000.00	5,148,889.57	5,126,500.00	1.025300
Municipal Bond	STATE OF HAWAII	419792YL4	2.770	1.6101	04/03/20	01/01/22	3,750,000.00	3,851,020.83	3,822,037.50	1.019210
Municipal Bond	STATE OF TEXAS	882724PY7	4.000	1.7794	03/20/20	08/27/20	5,000,000.00	5,156,146.72	5,055,100.00	1.011020
Municipal Bond	STATE OF WISCONSIN	977100CZ7	2.049	2.0490	03/25/20	05/01/23	4,000,000.00	4,032,784.00	4,026,880.00	1.006720

Municipal Bond	TEXAS A&M UNIVERSITY	88213AKA2	2.349	1.6402	01/23/20	05/15/23	5,000,000.00	5,135,885.00	5,182,700.00	1.036540
<b>Total Count 16</b>			<b>2.495</b>	<b>1.8856</b>			<b>68,080,000.00</b>	<b>68,863,820.65</b>	<b>69,380,565.70</b>	<b>1.019103</b>

State Pool	Issuer	CUSIP	Coupon Rate	Yield Matur	Purchase Date	Maturity Date	Ending Par Val/Shares	Amor Value On 04/30/20	Ending Market Val	Ending Unit Price
State Pool	STATE OF CALIFORNIA		1.440	1.4400	01/01/88	Open	8,064,700.04	8,064,700.04	8,064,700.04	1.000000
State Pool	STATE OF CALIFORNIA		1.440	1.4400	11/30/01	Open	2,380,939.46	2,380,939.46	2,380,939.46	1.000000
<b>Total Count 2</b>			<b>1.440</b>	<b>1.4400</b>			<b>10,445,639.50</b>	<b>10,445,639.50</b>	<b>10,445,639.50</b>	<b>1.000000</b>

Supranational	Issuer	CUSIP	Coupon Rate	Yield Matur	Purchase Date	Maturity Date	Ending Par Val/Shares	Amor Value On 04/30/20	Ending Market Val	Ending Unit Price
Supranational	INTL BK RECON & DEVELOP	45905U5U4	1.750	1.7500	01/27/20	01/27/23	5,000,000.00	5,000,000.00	5,042,500.00	1.008500
Supranational	INTL BK RECON & DEVELOP	459058FF5	1.750	2.6580	02/01/19	04/19/23	5,000,000.00	4,869,911.36	5,177,550.00	1.035510
<b>Total Count 2</b>			<b>1.750</b>	<b>2.1980</b>			<b>10,000,000.00</b>	<b>9,869,911.36</b>	<b>10,220,050.00</b>	<b>1.022005</b>

Time Deposit	Issuer	CUSIP	Coupon Rate	Yield Matur	Purchase Date	Maturity Date	Ending Par Val/Shares	Amor Value On 04/30/20	Ending Market Val	Ending Unit Price
Time Deposit	PREMIER VALLEY BANK		2.180	2.1860	05/16/19	05/14/20	1,600,000.00	1,600,000.00	1,600,000.00	1.000000
Time Deposit	PREMIER VALLEY BANK		1.032	1.0347	01/16/20	01/14/21	1,400,000.00	1,400,000.00	1,400,000.00	1.000000
Time Deposit	PREMIER VALLEY BANK		0.259	0.2597	03/26/20	03/25/21	1,400,000.00	1,400,000.00	1,400,000.00	1.000000
<b>Total Count 3</b>			<b>1.203</b>	<b>1.2067</b>			<b>4,400,000.00</b>	<b>4,400,000.00</b>	<b>4,400,000.00</b>	<b>1.000000</b>

Treasury Note	Issuer	CUSIP	Coupon Rate	Yield Matur	Purchase Date	Maturity Date	Ending Par Val/Shares	Amor Value On 04/30/20	Ending Market Val	Ending Unit Price
Treasury Note	U.S. TREASURY	912828XU9	1.500	2.2866	03/15/18	06/15/20	10,000,000.00	9,961,112.55	10,017,200.00	1.001720
Treasury Note	U.S. TREASURY	912828XH8	1.625	2.0917	01/18/18	06/30/20	5,000,000.00	4,988,454.25	5,012,550.00	1.002510
Treasury Note	U.S. TREASURY	912828NT3	2.625	2.0650	01/17/18	08/15/20	5,000,000.00	5,013,856.96	5,037,500.00	1.007500
Treasury Note	U.S. TREASURY	9128282V1	1.375	2.3636	02/28/18	09/15/20	10,000,000.00	9,951,145.81	10,046,900.00	1.004690
Treasury Note	U.S. TREASURY	912828M98	1.625	2.1032	01/17/18	11/30/20	5,000,000.00	4,976,463.25	5,043,750.00	1.008750
Treasury Note	U.S. TREASURY	912828N48	1.750	2.0091	12/26/17	12/31/20	5,000,000.00	4,987,239.35	5,053,700.00	1.010740
Treasury Note	U.S. TREASURY	9128283X6	2.250	1.6301	12/24/19	02/15/21	10,000,000.00	10,061,244.74	10,167,200.00	1.016720
Treasury Note	U.S. TREASURY	9128284P2	2.625	2.6041	05/25/18	05/15/21	5,000,000.00	5,001,528.03	5,128,150.00	1.025630
Treasury Note	U.S. TREASURY	9128284W7	2.750	1.4700	01/30/20	08/15/21	5,000,000.00	5,094,605.88	5,166,000.00	1.033200
Treasury Note	U.S. TREASURY	912828RC6	2.125	2.4645	04/02/18	08/15/21	5,000,000.00	4,975,148.99	5,125,200.00	1.025040
Treasury Note	U.S. TREASURY	9128285Lo	2.875	1.6000	11/27/19	11/15/21	5,000,000.00	5,127,679.01	5,204,500.00	1.040900
Treasury Note	U.S. TREASURY	912828G87	2.125	2.0047	05/30/19	12/31/21	5,000,000.00	5,011,729.69	5,159,950.00	1.031990
Treasury Note	U.S. TREASURY	9128286U9	2.125	1.6000	12/02/19	05/15/22	10,000,000.00	10,135,694.45	10,388,700.00	1.038870
Treasury Note	U.S. TREASURY	9128282S8	1.625	2.2322	05/01/19	08/31/22	5,000,000.00	4,926,502.96	5,163,300.00	1.032660
Treasury Note	U.S. TREASURY	9128284X5	2.750	1.6374	12/31/19	08/31/23	5,000,000.00	5,188,477.95	5,410,750.00	1.082150
Treasury Note	U.S. TREASURY	912828XX3	2.000	1.5701	10/18/19	06/30/24	5,000,000.00	5,083,022.89	5,346,900.00	1.069380
Treasury Note	U.S. TREASURY	912828G38	2.250	1.6900	12/31/19	11/15/24	5,000,000.00	5,144,637.18	5,428,900.00	1.085780
<b>Total Count 17</b>			<b>1.984</b>	<b>1.9893</b>			<b>105,000,000.00</b>	<b>105,628,543.94</b>	<b>107,901,150.00</b>	<b>1.025227</b>

US Sovereign Bond Guarantee	Issuer	CUSIP	Coupon Rate	Yield Matur	Purchase Date	Maturity Date	Ending Par Val/Shares	Amor Value On 04/30/20	Ending Market Val	Ending Unit Price
US Sovereign Bond Guarantee	AID-ISRAEL	46513EGV8	5.500	2.5770	02/28/19	12/04/23	4,815,000.00	5,346,677.79	5,697,204.30	1.183220
<b>Total Count 1</b>			<b>5.500</b>	<b>2.5770</b>			<b>4,815,000.00</b>	<b>5,346,677.79</b>	<b>5,697,204.30</b>	<b>1.183220</b>

<b>Investment Total</b>			<b>1.931</b>	<b>1.7666</b>			<b>692,190,639.50</b>	<b>696,426,058.55</b>	<b>711,030,313.80</b>	<b>1.026830</b>
-------------------------	--	--	--------------	---------------	--	--	-----------------------	-----------------------	-----------------------	-----------------