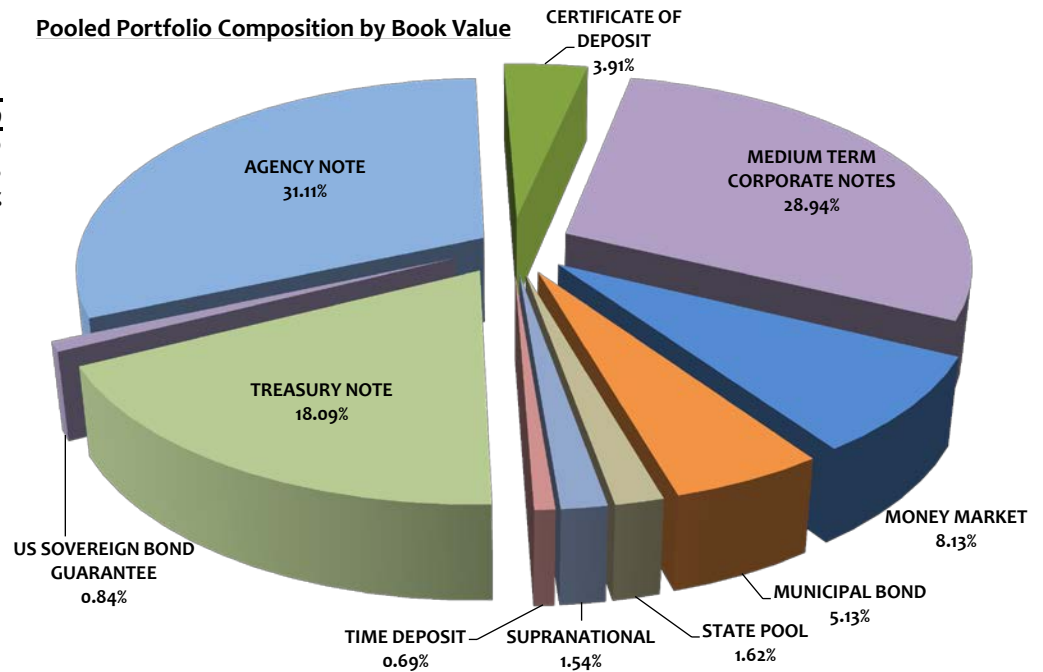





| ASSET ALLOCATION | | | | | | |
|-----------------------------|----------------------|----------------------|----------------------|----------------|-------------------|--|
| Assets | Current Par Value | Current Book Value | Market Value | Mkt/Book | Yield to Maturity | |
| AGENCY NOTE | \$198,300,000 | \$199,032,443 | \$200,553,678 | 100.76% | 1.94% | |
| CERTIFICATE OF DEPOSIT | 25,000,000 | 25,044,408 | 25,882,420 | 103.35% | 2.38% | |
| MEDIUM TERM CORPORATE NOTES | 184,450,000 | 185,170,318 | 188,903,463 | 102.02% | 2.69% | |
| MONEY MARKET | 52,000,000 | 52,000,000 | 52,000,000 | 100.00% | 1.51% | |
| MUNICIPAL BOND | 32,500,000 | 32,822,634 | 33,326,300 | 101.53% | 2.21% | |
| STATE POOL | 10,393,332 | 10,393,332 | 10,393,332 | 100.00% | 1.93% | |
| SUPRANATIONAL | 10,000,000 | 9,849,214 | 10,045,350 | 101.99% | 2.20% | |
| TIME DEPOSIT | 4,400,000 | 4,400,000 | 4,400,000 | 100.00% | 1.84% | |
| TREASURY NOTE | 115,000,000 | 115,724,001 | 116,345,910 | 100.54% | 1.99% | |
| US SOVEREIGN BOND GUARANTEE | 4,815,000 | 5,346,678 | 5,545,676 | 103.72% | 2.58% | |
| Totals | \$636,858,332 | \$639,783,027 | \$647,396,129 | 101.19% | 2.17% | |

| Portfolio Breakdown & Statistics | | |
|----------------------------------|------------------|------------------|
| | January 31, 2020 | January 31, 2019 |
| AMORTIZED COST | \$639,783,027 | 549,037,560 |
| AVERAGE DAYS TO MATURITY | 818 | 666 |
| CURRENT MONTH RETURN ON INVEST | 2.20% | 2.10% |
| EARNED INTEREST-CURR MONTH | \$1,108,213 | \$909,084 |
| EARNED INTEREST | \$7,697,213 | \$5,931,166 |

Pooled Portfolio Composition by Book Value

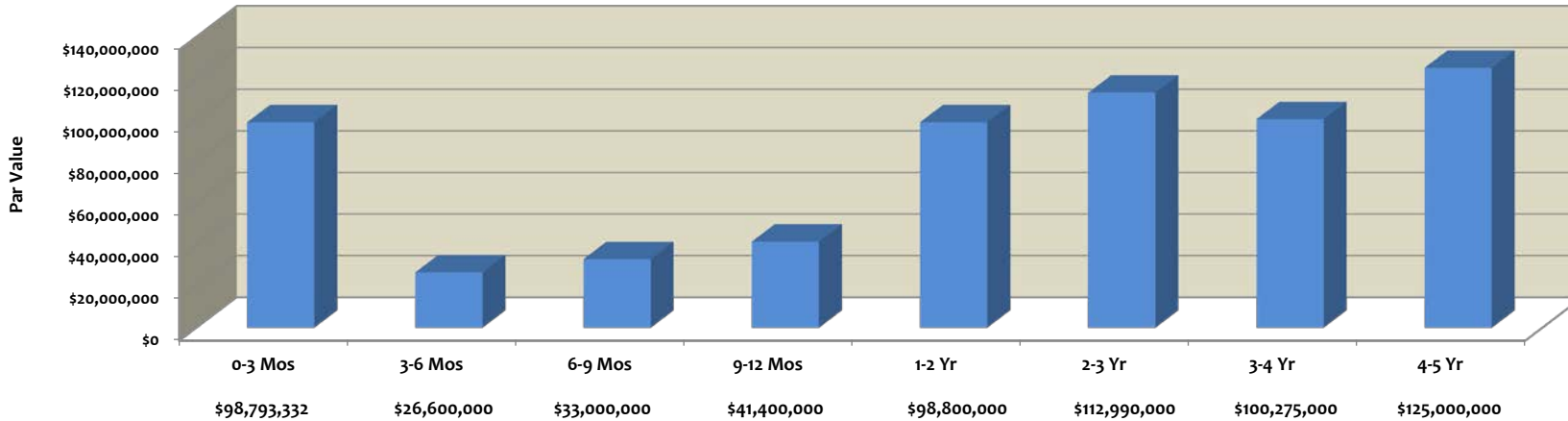




MATURITY DISTRIBUTION

| Current Par Value | 0-3 Mos | 3-6 Mos | 6-9 Mos | 9-12 Mos | 1-2 Yr | 2-3 Yr | 3-4 Yr | 4-5 Yr | Totals |
|-----------------------------|---------------------|---------------------|---------------------|---------------------|---------------------|----------------------|----------------------|----------------------|----------------------|
| AGENCY NOTE | \$10,000,000 | \$10,000,000 | \$13,000,000 | \$25,000,000 | \$35,300,000 | \$15,000,000 | \$20,000,000 | \$70,000,000 | \$198,300,000 |
| MEDIUM TERM CORPORATE NOTES | 15,000,000 | - | 5,000,000 | 5,000,000 | 25,000,000 | 58,990,000 | 50,460,000 | 25,000,000 | \$184,450,000 |
| MONEY MARKET | 52,000,000 | - | - | - | - | - | - | - | \$52,000,000 |
| STATE POOL | 10,393,332 | - | - | - | - | - | - | - | \$10,393,332 |
| TIME DEPOSIT | 1,400,000 | 1,600,000 | - | 1,400,000 | - | - | - | - | \$4,400,000 |
| TREASURY NOTE | 10,000,000 | 15,000,000 | 15,000,000 | 10,000,000 | 35,000,000 | 15,000,000 | 5,000,000 | 10,000,000 | \$115,000,000 |
| CERTIFICATE OF DEPOSIT | - | - | - | - | - | 10,000,000 | 5,000,000 | 10,000,000 | \$25,000,000 |
| MUNICIPAL BOND | - | - | - | - | 3,500,000 | 9,000,000 | 10,000,000 | 10,000,000 | \$32,500,000 |
| SUPRANATIONAL | - | - | - | - | - | 5,000,000 | 5,000,000 | - | \$10,000,000 |
| US SOVEREIGN BOND GUARANTEE | - | - | - | - | - | - | 4,815,000 | - | \$4,815,000 |
| Totals | \$98,793,332 | \$26,600,000 | \$33,000,000 | \$41,400,000 | \$98,800,000 | \$112,990,000 | \$100,275,000 | \$125,000,000 | \$636,858,332 |
| % of Portfolio | 15.51% | 4.18% | 5.18% | 6.50% | 15.51% | 17.74% | 15.75% | 19.63% | 100.00% |

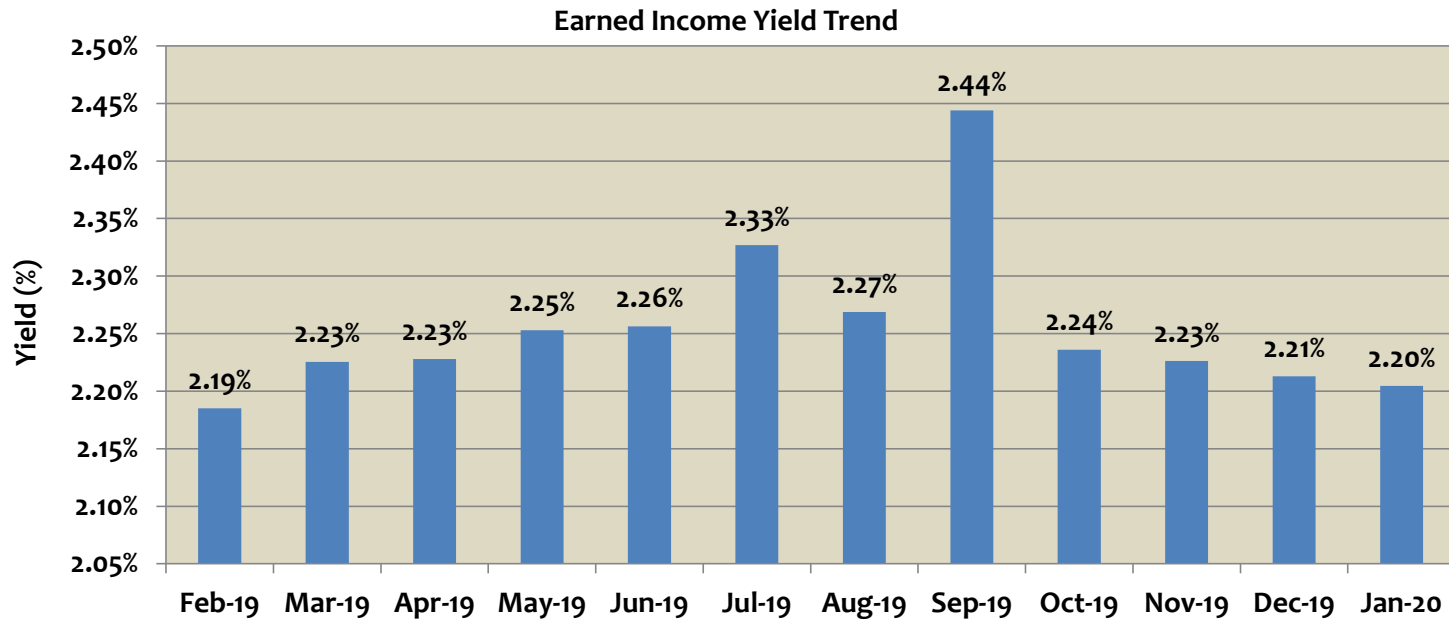
Maturity Distribution
January 31, 2020





PORTFOLIO - EARNED INCOME YIELD

| Month | Earned Income Yield |
|--------|---------------------|
| Feb-19 | 2.19% |
| Mar-19 | 2.23% |
| Apr-19 | 2.23% |
| May-19 | 2.25% |
| Jun-19 | 2.26% |
| Jul-19 | 2.33% |
| Aug-19 | 2.27% |
| Sep-19 | 2.44% |
| Oct-19 | 2.24% |
| Nov-19 | 2.23% |
| Dec-19 | 2.21% |
| Jan-20 | 2.20% |



In accordance with State Law, the Finance Director certifies that the securities held in the City Investment Portfolio, comply with City policies. The Finance Director further certifies that the City has Operating Funds available to meet its expenditure requirements for the next six months.

Amortized Cost - the total amount at which investments are carried on the City books. This amount includes the amortization and accretion of premiums and discounts, respectively.

Market Value - the total amount at which investments are being sold in the market. Market prices are provided by the Bank of New York.

Maturity Value - (also referred to as "par value") the total amount of the face or stated value of the investments at maturity.

Average Days to Maturity - the average time in days left in the maturity of the investments.

Monthly Yield - the rate of return on investments as expressed in a percentage.

Earned Interest - the amount of income realized by all investments.



| Agency Note | Issuer | CUSIP | Coupon Rate | Yield Matur | Purchase Date | Maturity Date | Ending Par Val/Shares | Amor Value On 01/31/20 | Ending Market Val | Ending Unit Price |
|-----------------------|----------------------------|-----------|--------------|---------------|---------------|---------------|-----------------------|------------------------|-----------------------|-------------------|
| Agency Note | FED FARM CREDIT BANK | 3133EGLG8 | 1.370 | 1.3823 | 07/13/16 | 10/13/20 | 10,000,000.00 | 9,998,782.91 | 9,995,400.00 | 0.999540 |
| Agency Note | FED FARM CREDIT BANK | 3133EGLH6 | 1.420 | 1.4200 | 07/12/16 | 01/12/21 | 10,000,000.00 | 10,000,000.00 | 9,990,600.00 | 0.999060 |
| Agency Note | FED FARM CREDIT BANK | 3133EFWB9 | 1.993 | 1.9986 | 01/22/16 | 01/22/21 | 5,000,000.00 | 5,000,000.00 | 5,016,500.00 | 1.003300 |
| Agency Note | FED FARM CREDIT BANK | 3133EKBW5 | 2.610 | 2.6100 | 02/27/19 | 02/27/24 | 5,000,000.00 | 5,000,000.00 | 5,227,650.00 | 1.045530 |
| Agency Note | FED FARM CREDIT BANK | 3133EKA63 | 1.600 | 1.6000 | 08/16/19 | 08/16/24 | 10,000,000.00 | 10,000,000.00 | 10,056,600.00 | 1.005660 |
| Agency Note | FED FARM CREDIT BANK | 3133EKP75 | 1.600 | 1.4076 | 10/04/19 | 09/17/24 | 5,000,000.00 | 5,049,627.78 | 5,028,600.00 | 1.005720 |
| Agency Note | FED HOME LOAN BANK | 3134GBH21 | 1.700 | 1.7120 | 09/29/17 | 09/29/20 | 3,000,000.00 | 2,999,644.02 | 3,000,540.00 | 1.000180 |
| Agency Note | FED HOME LOAN BANK | 3130A7CL7 | 1.690 | 1.7215 | 03/04/16 | 02/26/21 | 600,000.00 | 599,720.96 | 598,074.00 | 0.996790 |
| Agency Note | FED HOME LOAN BANK | 3130A7QK4 | 1.700 | 1.7000 | 04/26/16 | 04/26/21 | 10,000,000.00 | 10,000,000.00 | 10,000,100.00 | 1.000010 |
| Agency Note | FED HOME LOAN BANK | 3130A9F89 | 1.625 | 1.6250 | 09/30/16 | 09/30/21 | 10,000,000.00 | 10,000,000.00 | 10,002,400.00 | 1.000240 |
| Agency Note | FED HOME LOAN BANK | 313378WG2 | 2.500 | 2.4593 | 03/12/19 | 03/11/22 | 5,000,000.00 | 5,004,910.69 | 5,115,700.00 | 1.023140 |
| Agency Note | FED HOME LOAN BANK | 3130A3KM5 | 2.500 | 2.3160 | 12/27/17 | 12/09/22 | 5,000,000.00 | 5,026,508.33 | 5,159,000.00 | 1.031800 |
| Agency Note | FED HOME LOAN BANK | 3130ADRG9 | 2.750 | 2.5800 | 03/04/19 | 03/10/23 | 5,000,000.00 | 5,028,271.53 | 5,205,700.00 | 1.041140 |
| Agency Note | FED HOME LOAN BANK | 3130AFRW9 | 2.700 | 2.5516 | 02/26/19 | 08/28/23 | 5,000,000.00 | 5,028,045.51 | 5,238,150.00 | 1.047630 |
| Agency Note | FED HOME LOAN BANK | 3130A0XE5 | 3.250 | 2.5800 | 03/08/19 | 03/08/24 | 5,000,000.00 | 5,141,465.45 | 5,364,100.00 | 1.072820 |
| Agency Note | FED HOME LOAN BANK | 3130A2UW4 | 2.875 | 1.6639 | 10/24/19 | 09/13/24 | 5,000,000.00 | 5,299,371.53 | 5,333,700.00 | 1.066740 |
| Agency Note | FED HOME LOAN BANK | 3130A3GE8 | 2.750 | 1.7080 | 12/13/19 | 12/13/24 | 5,000,000.00 | 5,248,660.00 | 5,322,200.00 | 1.064440 |
| Agency Note | FED HOME LOAN MORT CORP | 3134GAMB7 | 1.375 | 1.3750 | 10/06/16 | 07/06/20 | 10,000,000.00 | 10,000,000.00 | 9,994,900.00 | 0.999490 |
| Agency Note | FED HOME LOAN MORT CORP | 3134GBX56 | 2.250 | 2.3100 | 01/30/18 | 11/24/20 | 10,000,000.00 | 9,994,099.14 | 10,052,900.00 | 1.005290 |
| Agency Note | FED HOME LOAN MORT CORP | 3134G9UM7 | 1.750 | 2.4969 | 06/30/16 | 06/30/21 | 10,000,000.00 | 10,000,000.00 | 10,000,500.00 | 1.000050 |
| Agency Note | FED HOME LOAN MORT CORP | 3134GSX91 | 2.810 | 2.8100 | 02/07/19 | 11/07/23 | 10,000,000.00 | 10,000,000.00 | 10,001,400.00 | 1.000140 |
| Agency Note | FED HOME LOAN MORT CORP | 3134GTMR1 | 2.700 | 2.7000 | 05/20/19 | 05/20/24 | 5,000,000.00 | 5,000,000.00 | 5,013,350.00 | 1.002670 |
| Agency Note | FED HOME LOAN MORT CORP | 3134GUR51 | 1.770 | 1.7700 | 01/15/20 | 07/15/24 | 10,000,000.00 | 10,000,000.00 | 10,024,727.00 | 1.002473 |
| Agency Note | FED HOME LOAN MORT CORP | 3134GUJ35 | 1.860 | 1.8600 | 12/30/19 | 12/30/24 | 10,000,000.00 | 10,000,000.00 | 10,037,800.00 | 1.003780 |
| Agency Note | FED HOME LOAN MORT CORP | 3134GUF21 | 1.920 | 1.9200 | 01/06/20 | 01/06/25 | 10,000,000.00 | 10,000,000.00 | 10,023,940.00 | 1.002394 |
| Agency Note | FEDERAL NAT MORTGAGE ASSOC | 3136G4DB6 | 1.250 | 1.2500 | 09/30/16 | 03/30/20 | 10,000,000.00 | 10,000,000.00 | 9,994,900.00 | 0.999490 |
| Agency Note | FEDERAL NAT MORTGAGE ASSOC | 3136G37H2 | 1.500 | 1.5000 | 09/30/16 | 03/30/21 | 4,700,000.00 | 4,700,000.00 | 4,700,047.00 | 1.000010 |
| Agency Note | FEDERAL NAT MORTGAGE ASSOC | 3135G0T45 | 1.875 | 2.5955 | 12/27/18 | 04/05/22 | 5,000,000.00 | 4,913,334.83 | 5,054,200.00 | 1.010840 |
| Total Count 28 | | | 1.974 | 1.9374 | | | 198,300,000.00 | 199,032,442.68 | 200,553,678.00 | 1.011365 |

| Agency Note | Issuer | CUSIP | Coupon Rate | Yield Matur | Purchase Date | Maturity Date | Ending Par Val/Shares | Amor Value On 01/31/20 | Ending Market Val | Ending Unit Price |
|------------------------|------------------|-----------|--------------|---------------|---------------|---------------|-----------------------|------------------------|----------------------|-------------------|
| Certificate of Deposit | MORGAN STANLEY | 61760A6Q7 | 1.850 | 1.8500 | 01/30/20 | 01/30/23 | 5,000,000.00 | 5,054,408.33 | 5,075,150.00 | 1.015030 |
| Certificate of Deposit | MORGAN STANLEY | 61690ULQ1 | 1.950 | 1.9711 | 10/10/19 | 10/10/24 | 5,000,000.00 | 4,995,000.00 | 5,141,785.00 | 1.028357 |
| Certificate of Deposit | MORGAN STANLEY | 61690UMT4 | 1.950 | 1.9711 | 10/31/19 | 10/31/24 | 5,000,000.00 | 4,995,000.00 | 5,143,228.00 | 1.028646 |
| Certificate of Deposit | WELLS FARGO BANK | 949763XG6 | 2.900 | 2.9000 | 01/30/19 | 01/31/22 | 5,000,000.00 | 5,000,000.00 | 5,150,466.00 | 1.030093 |
| Certificate of Deposit | WELLS FARGO BANK | 949763WR3 | 3.350 | 3.3500 | 01/09/19 | 01/09/24 | 1,000,000.00 | 1,000,000.00 | 1,078,672.60 | 1.078673 |
| Certificate of Deposit | WELLS FARGO BANK | 949763WU6 | 3.200 | 3.2000 | 01/18/19 | 01/18/24 | 4,000,000.00 | 4,000,000.00 | 4,293,118.80 | 1.073280 |
| Total Count 6 | | | 2.376 | 2.3846 | | | 25,000,000.00 | 25,044,408.33 | 25,882,420.40 | 1.035297 |

| Medium Term Corporate Note | Issuer | CUSIP | Coupon Rate | Yield Matur | Purchase Date | Maturity Date | Ending Par Val/Shares | Amor Value On 01/31/20 | Ending Market Val | Ending Unit Price |
|----------------------------|------------------------|-----------|-------------|-------------|---------------|---------------|-----------------------|------------------------|-------------------|-------------------|
| Medium Term Corporate Note | AMERICAN HONDA FINANCE | 02665WCQ2 | 3.625 | 3.1518 | 02/15/19 | 10/10/23 | 3,000,000.00 | 3,052,959.18 | 3,196,590.00 | 1.065530 |
| Medium Term Corporate Note | AMERICAN HONDA FINANCE | 02665WCQ2 | 3.625 | 3.1400 | 02/25/19 | 10/10/23 | 2,000,000.00 | 2,036,194.13 | 2,131,060.00 | 1.065530 |
| Medium Term Corporate Note | APPLE INC | 037833BU3 | 2.850 | 2.7654 | 03/06/19 | 02/23/23 | 3,510,000.00 | 3,519,844.30 | 3,636,149.40 | 1.035940 |
| Medium Term Corporate Note | APPLE INC | 037833CU2 | 2.850 | 2.6366 | 05/21/19 | 05/11/24 | 5,000,000.00 | 5,045,002.24 | 5,232,350.00 | 1.046470 |

| | | | | | | | | | | |
|----------------------------|--------------------------|-----------|--------------|---------------|----------|----------|-----------------------|-----------------------|-----------------------|-----------------|
| Medium Term Corporate Note | BANK OF AMERICA | 06051GFZ7 | 2.503 | 2.9110 | 01/29/18 | 10/21/22 | 5,000,000.00 | 4,941,807.22 | 5,064,000.00 | 1.012800 |
| Medium Term Corporate Note | BANK OF NEW YORK | 06406HCS6 | 3.650 | 3.1079 | 03/01/19 | 02/04/24 | 2,950,000.00 | 3,016,673.07 | 3,166,854.50 | 1.073510 |
| Medium Term Corporate Note | Berkshire Hathaway Inc. | 084670BR8 | 2.750 | 3.3102 | 12/18/18 | 03/15/23 | 5,000,000.00 | 4,908,138.07 | 5,170,500.00 | 1.034100 |
| Medium Term Corporate Note | CATERPILLAR, INC. | 14913QAA7 | 2.400 | 2.6510 | 01/29/18 | 06/06/22 | 5,000,000.00 | 4,969,838.28 | 5,082,850.00 | 1.016570 |
| Medium Term Corporate Note | CHEVRON CORP | 166764AB6 | 2.355 | 1.7642 | 01/24/20 | 12/05/22 | 5,000,000.00 | 5,098,127.08 | 5,093,500.00 | 1.018700 |
| Medium Term Corporate Note | CHEVRON CORP | 166764AH3 | 3.191 | 3.5000 | 11/26/18 | 06/24/23 | 5,000,000.00 | 4,949,516.84 | 5,236,750.00 | 1.047350 |
| Medium Term Corporate Note | CITIBANK NA | 17325FAJ7 | 2.125 | 3.1900 | 10/18/18 | 10/20/20 | 5,000,000.00 | 4,947,997.44 | 5,012,200.00 | 1.002440 |
| Medium Term Corporate Note | CITIBANK NA | 17325FAQ1 | 3.400 | 3.2253 | 01/16/19 | 07/23/21 | 5,000,000.00 | 5,012,691.28 | 5,118,650.00 | 1.023730 |
| Medium Term Corporate Note | CREDIT SUISSE | 22548QG74 | 2.250 | 2.5000 | 09/20/16 | 09/20/21 | 5,000,000.00 | 5,000,000.00 | 4,965,400.00 | 0.993080 |
| Medium Term Corporate Note | ESTEE LAUDER CO | 29736RAE0 | 2.350 | 2.4200 | 05/17/19 | 08/15/22 | 5,000,000.00 | 4,991,556.12 | 5,092,200.00 | 1.018440 |
| Medium Term Corporate Note | GUARDIAN LIFE | 40139LAC7 | 1.950 | 1.6104 | 01/31/20 | 10/27/21 | 5,000,000.00 | 5,000,000.00 | 5,030,971.00 | 1.006194 |
| Medium Term Corporate Note | HARVARD PRES & FELLOWS | 740816AJ2 | 2.300 | 2.3860 | 05/24/19 | 10/01/23 | 4,000,000.00 | 3,986,949.30 | 4,078,640.00 | 1.019660 |
| Medium Term Corporate Note | HSBC USA INC | 40435FLJ4 | 2.250 | 2.6128 | 11/15/17 | 11/15/22 | 5,000,000.00 | 5,000,000.00 | 5,005,550.00 | 1.001110 |
| Medium Term Corporate Note | HSBC USA INC | 40435FWK9 | 3.000 | 3.4575 | 05/02/18 | 05/02/23 | 10,000,000.00 | 10,000,000.00 | 9,989,900.00 | 0.998990 |
| Medium Term Corporate Note | HSBC USA INC | 40434CAD7 | 3.500 | 2.1493 | 10/23/19 | 06/23/24 | 5,000,000.00 | 5,288,203.10 | 5,343,750.00 | 1.068750 |
| Medium Term Corporate Note | IBM CREDIT CORP | 44932HAC7 | 2.200 | 2.3040 | 09/15/17 | 09/08/22 | 6,000,000.00 | 5,982,010.63 | 6,047,280.00 | 1.007880 |
| Medium Term Corporate Note | MERCK & CO INC | 58933YAS4 | 1.850 | 2.5572 | 06/01/18 | 02/10/20 | 5,000,000.00 | 4,982,542.69 | 4,999,950.00 | 0.999990 |
| Medium Term Corporate Note | NEW YORK LIFE | 64952WDG5 | 2.875 | 2.7501 | 04/26/19 | 04/10/24 | 5,000,000.00 | 5,026,257.04 | 5,219,850.00 | 1.043970 |
| Medium Term Corporate Note | NOVARTIS CAPITAL CORP | 66989HAE8 | 2.400 | 1.6500 | 01/23/20 | 09/21/22 | 5,000,000.00 | 5,137,851.67 | 5,103,418.00 | 1.020684 |
| Medium Term Corporate Note | ORACLE | 68389XAP0 | 2.500 | 1.7863 | 01/10/20 | 10/15/22 | 5,000,000.00 | 5,125,263.89 | 5,119,300.00 | 1.023860 |
| Medium Term Corporate Note | ORACLE | 68389XBR5 | 2.625 | 2.2240 | 07/25/19 | 02/15/23 | 4,990,000.00 | 5,057,026.87 | 5,139,500.40 | 1.029960 |
| Medium Term Corporate Note | ORACLE | 68389XBL8 | 2.400 | 2.9284 | 02/13/19 | 09/15/23 | 5,000,000.00 | 4,900,947.99 | 5,126,350.00 | 1.025270 |
| Medium Term Corporate Note | PRICOA GLOBAL FUNDING | 741531FA0 | 3.450 | 3.1799 | 02/04/19 | 09/01/23 | 5,000,000.00 | 5,050,360.51 | 5,291,650.00 | 1.058330 |
| Medium Term Corporate Note | ROYAL BANK OF CANADA | 780082AA1 | 1.875 | 2.3000 | 01/16/18 | 02/05/20 | 10,000,000.00 | 9,978,889.43 | 10,000,000.00 | 1.000000 |
| Medium Term Corporate Note | SHELL INTERNATIONAL FIN | 822582CC4 | 2.000 | 2.0998 | 11/14/19 | 11/07/24 | 5,000,000.00 | 4,978,444.44 | 5,041,400.00 | 1.008280 |
| Medium Term Corporate Note | TOYOTA MOTOR CREDIT CORP | 89236TCQ6 | 2.800 | 3.1012 | 04/19/18 | 07/13/22 | 3,000,000.00 | 2,978,424.38 | 3,085,350.00 | 1.028450 |
| Medium Term Corporate Note | U.S. BANCORP | 91159HHP8 | 2.625 | 3.2771 | 05/24/18 | 01/24/22 | 5,000,000.00 | 4,937,380.22 | 5,093,050.00 | 1.018610 |
| Medium Term Corporate Note | U.S. BANCORP | 91159HHC7 | 3.000 | 2.7951 | 03/08/19 | 03/15/22 | 5,000,000.00 | 5,024,574.04 | 5,139,650.00 | 1.027930 |
| Medium Term Corporate Note | US Bank NA Cincinnati | 90331HNV1 | 3.400 | 3.4812 | 11/26/18 | 07/24/23 | 5,000,000.00 | 4,989,372.75 | 5,285,900.00 | 1.057180 |
| Medium Term Corporate Note | WAL-MART STORES | 931142EL3 | 2.850 | 1.8859 | 10/01/19 | 07/08/24 | 5,000,000.00 | 5,207,032.84 | 5,250,850.00 | 1.050170 |
| Medium Term Corporate Note | WELLS FARGO BANK | 94988J5N3 | 2.600 | 3.3600 | 11/06/18 | 01/15/21 | 5,000,000.00 | 4,962,936.59 | 5,042,650.00 | 1.008530 |
| Medium Term Corporate Note | WELLS FARGO BANK | 94988J5T0 | 3.625 | 2.7984 | 05/10/19 | 10/22/21 | 5,000,000.00 | 5,079,844.88 | 5,157,800.00 | 1.031560 |
| Medium Term Corporate Note | WELLS FARGO BANK | 949746SK8 | 3.069 | 3.0299 | 01/30/18 | 01/24/23 | 5,000,000.00 | 5,005,559.24 | 5,111,650.00 | 1.022330 |
| Total Count 37 | | | 2.682 | 2.6865 | | | 184,450,000.00 | 185,170,317.75 | 188,903,463.30 | 1.024145 |

| Money Market | Issuer | CUSIP | Coupon Rate | Yield Matur | Purchase Date | Maturity Date | Ending Par Val/Shares | Amor Value On 01/31/20 | Ending Market Val | Ending Unit Price |
|----------------------|----------------------|-------|--------------|---------------|---------------|---------------|-----------------------|------------------------|----------------------|-------------------|
| Money Market | FIDELITY INVESTMENTS | | 1.515 | 1.5145 | 12/10/90 | Open | 52,000,000.00 | 52,000,000.00 | 52,000,000.00 | 1.000000 |
| Total Count 1 | | | 1.515 | 1.5145 | | | 52,000,000.00 | 52,000,000.00 | 52,000,000.00 | 1.000000 |

| Municipal Bond | Issuer | CUSIP | Coupon Rate | Yield Matur | Purchase Date | Maturity Date | Ending Par Val/Shares | Amor Value On 01/31/20 | Ending Market Val | Ending Unit Price |
|----------------|--------------------------------|-----------|-------------|-------------|---------------|---------------|-----------------------|------------------------|-------------------|-------------------|
| Municipal Bond | CALIFORNIA DEPT WATER RESOURCE | 13066YTZ2 | 2.000 | 2.0000 | 06/06/19 | 05/01/22 | 4,000,000.00 | 4,000,000.00 | 4,042,640.00 | 1.010660 |
| Municipal Bond | CALIFORNIA ST HOUSING FINANCE | 13034PZJ9 | 2.612 | 2.6120 | 05/08/19 | 02/01/22 | 3,500,000.00 | 3,524,632.61 | 3,562,510.00 | 1.017860 |
| Municipal Bond | NEW YORK STATE URBAN DEV | 64985TAY7 | 2.020 | 2.0200 | 10/30/19 | 03/15/24 | 5,000,000.00 | 5,000,000.00 | 5,048,650.00 | 1.009730 |
| Municipal Bond | STATE OF CALIFORNIA | 13063DDG0 | 2.250 | 2.8401 | 01/22/19 | 10/01/23 | 5,000,000.00 | 4,889,171.82 | 5,100,700.00 | 1.020140 |
| Municipal Bond | STATE OF CALIFORNIA | 13063DLZ9 | 3.000 | 2.5002 | 05/01/19 | 04/01/24 | 5,000,000.00 | 5,124,054.58 | 5,250,750.00 | 1.050150 |
| Municipal Bond | STATE OF CONNECTICUT | 20772KAE9 | 2.990 | 1.9630 | 10/17/19 | 01/15/23 | 5,000,000.00 | 5,148,889.57 | 5,181,000.00 | 1.036200 |

| | | | | | | | | | | |
|----------------|----------------------|-----------|--------------|---------------|----------|----------|----------------------|----------------------|----------------------|-----------------|
| Municipal Bond | TEXAS A&M UNIVERSITY | 88213AKA2 | 2.349 | 1.6402 | 01/23/20 | 05/15/23 | 5,000,000.00 | 5,135,885.00 | 5,140,050.00 | 1.028010 |
| | Total Count 7 | | 2.472 | 2.2098 | | | 32,500,000.00 | 32,822,633.58 | 33,326,300.00 | 1.025425 |

| State Pool | Issuer | CUSIP | Coupon Rate | Yield Matur | Purchase Date | Maturity Date | Ending Par Val/Shares | Amor Value On 01/31/20 | Ending Market Val | Ending Unit Price |
|------------|----------------------|-------|--------------|---------------|---------------|---------------|-----------------------|------------------------|----------------------|-------------------|
| State Pool | STATE OF CALIFORNIA | | 1.930 | 1.9300 | 01/01/88 | Open | 8,024,314.93 | 8,024,314.93 | 8,024,314.93 | 1.000000 |
| State Pool | STATE OF CALIFORNIA | | 1.930 | 1.9300 | 11/30/01 | Open | 2,369,016.57 | 2,369,016.57 | 2,369,016.57 | 1.000000 |
| | Total Count 2 | | 1.930 | 1.9300 | | | 10,393,331.50 | 10,393,331.50 | 10,393,331.50 | 1.000000 |

| Supranational | Issuer | CUSIP | Coupon Rate | Yield Matur | Purchase Date | Maturity Date | Ending Par Val/Shares | Amor Value On 01/31/20 | Ending Market Val | Ending Unit Price |
|---------------|-------------------------|-----------|--------------|---------------|---------------|---------------|-----------------------|------------------------|----------------------|-------------------|
| Supranational | INTL BK RECON & DEVELOP | 45905U5U4 | 1.750 | 1.7500 | 01/27/20 | 01/27/23 | 5,000,000.00 | 5,000,000.00 | 4,987,000.00 | 0.997400 |
| Supranational | INTL BK RECON & DEVELOP | 459058FF5 | 1.750 | 2.6580 | 02/01/19 | 04/19/23 | 5,000,000.00 | 4,849,214.27 | 5,058,350.00 | 1.011670 |
| | Total Count 2 | | 1.750 | 2.1971 | | | 10,000,000.00 | 9,849,214.27 | 10,045,350.00 | 1.004535 |

| Time Deposit | Issuer | CUSIP | Coupon Rate | Yield Matur | Purchase Date | Maturity Date | Ending Par Val/Shares | Amor Value On 01/31/20 | Ending Market Val | Ending Unit Price |
|--------------|----------------------|-------|--------------|---------------|---------------|---------------|-----------------------|------------------------|---------------------|-------------------|
| Time Deposit | PREMIER VALLEY BANK | | 2.229 | 2.2349 | 03/28/19 | 03/26/20 | 1,400,000.00 | 1,400,000.00 | 1,400,000.00 | 1.000000 |
| Time Deposit | PREMIER VALLEY BANK | | 2.180 | 2.1860 | 05/16/19 | 05/14/20 | 1,600,000.00 | 1,600,000.00 | 1,600,000.00 | 1.000000 |
| Time Deposit | PREMIER VALLEY BANK | | 1.032 | 1.0347 | 01/16/20 | 01/14/21 | 1,400,000.00 | 1,400,000.00 | 1,400,000.00 | 1.000000 |
| | Total Count 3 | | 1.830 | 1.8352 | | | 4,400,000.00 | 4,400,000.00 | 4,400,000.00 | 1.000000 |

| Treasury Note | Issuer | CUSIP | Coupon Rate | Yield Matur | Purchase Date | Maturity Date | Ending Par Val/Shares | Amor Value On 01/31/20 | Ending Market Val | Ending Unit Price |
|---------------|-----------------------|-----------|--------------|---------------|---------------|---------------|-----------------------|------------------------|-----------------------|-------------------|
| Treasury Note | U.S. TREASURY | 912828VA5 | 1.125 | 2.2700 | 03/05/18 | 04/30/20 | 10,000,000.00 | 9,943,390.29 | 9,987,500.00 | 0.998750 |
| Treasury Note | U.S. TREASURY | 912828XU9 | 1.500 | 2.2866 | 03/15/18 | 06/15/20 | 10,000,000.00 | 9,961,112.55 | 9,996,900.00 | 0.999690 |
| Treasury Note | U.S. TREASURY | 912828XH8 | 1.625 | 2.0917 | 01/18/18 | 06/30/20 | 5,000,000.00 | 4,988,454.25 | 5,000,800.00 | 1.000160 |
| Treasury Note | U.S. TREASURY | 912828NT3 | 2.625 | 2.0650 | 01/17/18 | 08/15/20 | 5,000,000.00 | 5,027,572.30 | 5,027,150.00 | 1.005430 |
| Treasury Note | U.S. TREASURY | 9128282V1 | 1.375 | 2.3636 | 02/28/18 | 09/15/20 | 10,000,000.00 | 9,902,862.25 | 9,988,300.00 | 0.998830 |
| Treasury Note | U.S. TREASURY | 912828M98 | 1.625 | 2.1032 | 01/17/18 | 11/30/20 | 5,000,000.00 | 4,976,463.25 | 5,002,750.00 | 1.000550 |
| Treasury Note | U.S. TREASURY | 912828N48 | 1.750 | 2.0091 | 12/26/17 | 12/31/20 | 5,000,000.00 | 4,987,239.35 | 5,009,550.00 | 1.001910 |
| Treasury Note | U.S. TREASURY | 9128283X6 | 2.250 | 1.6301 | 12/24/19 | 02/15/21 | 10,000,000.00 | 10,149,985.11 | 10,076,200.00 | 1.007620 |
| Treasury Note | U.S. TREASURY | 9128284P2 | 2.625 | 2.6041 | 05/25/18 | 05/15/21 | 5,000,000.00 | 5,001,528.03 | 5,074,600.00 | 1.014920 |
| Treasury Note | U.S. TREASURY | 9128284W7 | 2.750 | 1.4700 | 01/30/20 | 08/15/21 | 5,000,000.00 | 5,160,068.94 | 5,101,760.00 | 1.020352 |
| Treasury Note | U.S. TREASURY | 912828RC6 | 2.125 | 2.4645 | 04/02/18 | 08/15/21 | 5,000,000.00 | 4,967,066.13 | 5,054,100.00 | 1.010820 |
| Treasury Note | U.S. TREASURY | 9128285L0 | 2.875 | 1.6000 | 11/27/19 | 11/15/21 | 5,000,000.00 | 5,127,679.01 | 5,131,650.00 | 1.026330 |
| Treasury Note | U.S. TREASURY | 912828G87 | 2.125 | 2.0047 | 05/30/19 | 12/31/21 | 5,000,000.00 | 5,011,729.69 | 5,072,250.00 | 1.014450 |
| Treasury Note | U.S. TREASURY | 9128286U9 | 2.125 | 1.6000 | 12/02/19 | 05/15/22 | 10,000,000.00 | 10,135,694.45 | 10,178,100.00 | 1.017810 |
| Treasury Note | U.S. TREASURY | 9128282S8 | 1.625 | 2.2322 | 05/01/19 | 08/31/22 | 5,000,000.00 | 4,912,379.81 | 5,038,850.00 | 1.007770 |
| Treasury Note | U.S. TREASURY | 9128284X5 | 2.750 | 1.6374 | 12/31/19 | 08/31/23 | 5,000,000.00 | 5,243,115.16 | 5,249,400.00 | 1.049880 |
| Treasury Note | U.S. TREASURY | 912828XX3 | 2.000 | 1.5701 | 10/18/19 | 06/30/24 | 5,000,000.00 | 5,083,022.89 | 5,144,150.00 | 1.028830 |
| Treasury Note | U.S. TREASURY | 912828G38 | 2.250 | 1.6900 | 12/31/19 | 11/15/24 | 5,000,000.00 | 5,144,637.18 | 5,211,900.00 | 1.042380 |
| | Total Count 18 | | 1.983 | 1.9895 | | | 115,000,000.00 | 115,724,000.64 | 116,345,910.00 | 1.011704 |

| US Sovereign Bond Guarantee | Issuer | CUSIP | Coupon Rate | Yield Matur | Purchase Date | Maturity Date | Ending Par Val/Shares | Amor Value On 01/31/20 | Ending Market Val | Ending Unit Price |
|-----------------------------|----------------------|-----------|--------------|---------------|---------------|---------------|-----------------------|------------------------|---------------------|-------------------|
| US Sovereign Bond Guarantee | AID-ISRAEL | 46513EGV8 | 5.500 | 2.5770 | 02/28/19 | 12/04/23 | 4,815,000.00 | 5,346,677.79 | 5,545,676.25 | 1.151750 |
| | Total Count 1 | | 5.500 | 2.5770 | | | 4,815,000.00 | 5,346,677.79 | 5,545,676.25 | 1.151750 |

| | | | | | | | | | | |
|-------------------------|--|--|--------------|---------------|--|--|-----------------------|-----------------------|-----------------------|-----------------|
| Investment Total | | | 2.210 | 2.1704 | | | 636,858,331.50 | 639,783,026.54 | 647,396,129.45 | 1.016547 |
|-------------------------|--|--|--------------|---------------|--|--|-----------------------|-----------------------|-----------------------|-----------------|