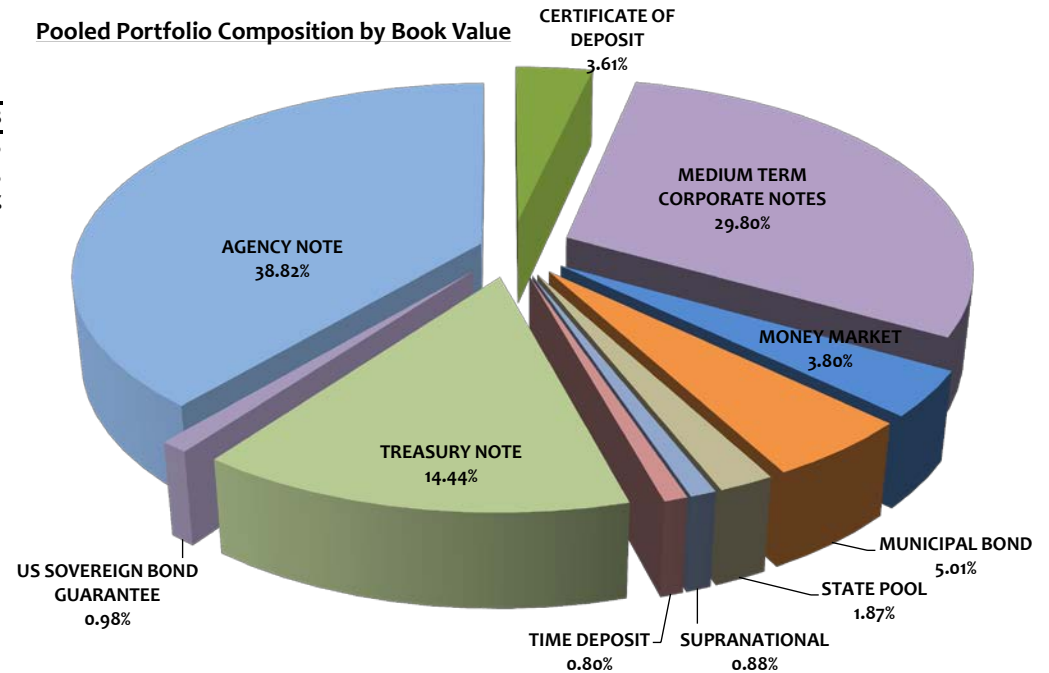





ASSET ALLOCATION						
Assets	Current Par Value	Current Book Value	Market Value	Mkt/Book	Yield to Maturity	
AGENCY NOTE	\$214,300,000	\$214,780,941	\$215,614,163	100.39%	1.93%	
CERTIFICATE OF DEPOSIT	20,000,000	19,990,000	20,644,651	103.27%	2.52%	
MEDIUM TERM CORPORATE NOTES	164,450,000	164,875,358	167,531,026	101.61%	2.81%	
MONEY MARKET	21,000,000	21,000,000	21,000,000	100.00%	1.56%	
MUNICIPAL BOND	27,500,000	27,736,615	27,943,540	100.75%	2.32%	
STATE POOL	10,333,966	10,333,966	10,333,966	100.00%	2.07%	
SUPRANATIONAL	5,000,000	4,849,214	5,011,350	103.34%	2.66%	
TIME DEPOSIT	4,400,000	4,400,000	4,400,000	100.00%	2.25%	
TREASURY NOTE	80,000,000	79,869,484	80,335,645	100.58%	2.16%	
US SOVEREIGN BOND GUARANTEE	4,815,000	5,409,390	5,503,064	101.73%	2.58%	
Totals	\$551,798,966	\$553,244,967	\$558,317,404	100.92%	2.27%	

Portfolio Breakdown & Statistics		
	November 30, 2019	November 30, 2018
AMORTIZED COST	\$553,244,967	492,966,306
AVERAGE DAYS TO MATURITY	801	725
CURRENT MONTH RETURN ON INVEST	2.23%	1.99%
EARNED INTEREST-CURR MONTH	\$1,080,247	\$812,526
EARNED INTEREST	\$5,535,658	\$4,153,459

Pooled Portfolio Composition by Book Value

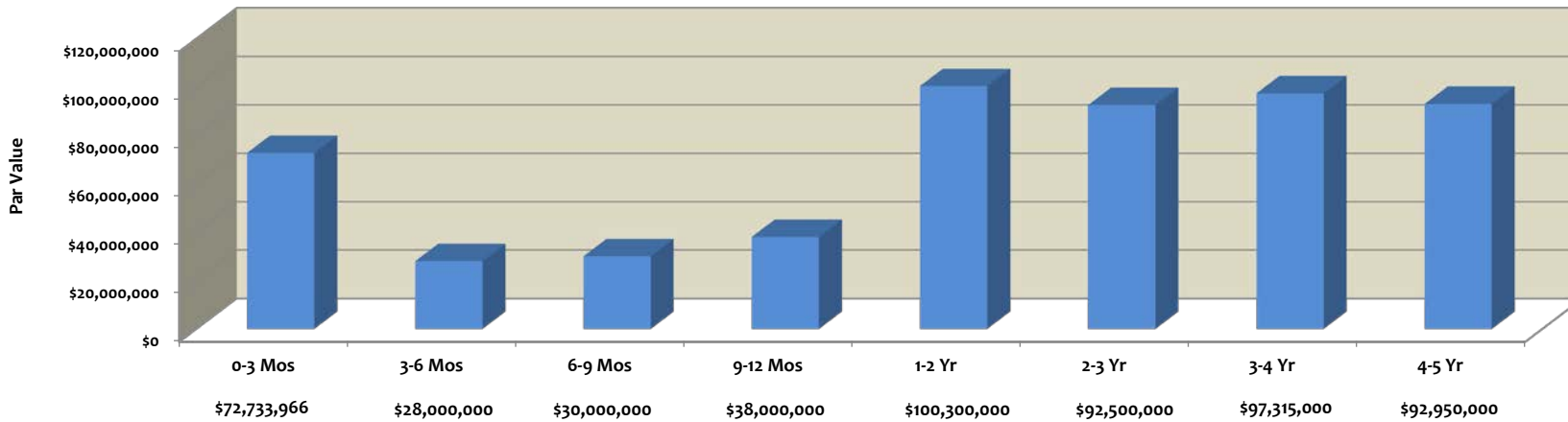




MATURITY DISTRIBUTION

Current Par Value	0-3 Mos	3-6 Mos	6-9 Mos	9-12 Mos	1-2 Yr	2-3 Yr	3-4 Yr	4-5 Yr	Totals
AGENCY NOTE	\$25,000,000	\$15,000,000	\$10,000,000	\$23,000,000	\$55,300,000	\$31,000,000	\$20,000,000	\$35,000,000	\$214,300,000
MEDIUM TERM CORPORATE NOTES	15,000,000	-	-	5,000,000	20,000,000	39,000,000	57,500,000	27,950,000	\$164,450,000
MONEY MARKET	21,000,000	-	-	-	-	-	-	-	\$21,000,000
STATE POOL	10,333,966	-	-	-	-	-	-	-	\$10,333,966
TIME DEPOSIT	1,400,000	3,000,000	-	-	-	-	-	-	\$4,400,000
TREASURY NOTE	-	10,000,000	20,000,000	10,000,000	25,000,000	10,000,000	-	5,000,000	\$80,000,000
CERTIFICATE OF DEPOSIT	-	-	-	-	-	5,000,000	-	15,000,000	\$20,000,000
MUNICIPAL BOND	-	-	-	-	-	7,500,000	10,000,000	10,000,000	\$27,500,000
SUPRANATIONAL	-	-	-	-	-	-	5,000,000	-	\$5,000,000
US SOVEREIGN BOND GUARANTEE	-	-	-	-	-	-	4,815,000	-	\$4,815,000
Totals	\$72,733,966	\$28,000,000	\$30,000,000	\$38,000,000	\$100,300,000	\$92,500,000	\$97,315,000	\$92,950,000	\$551,798,966
% of Portfolio	13.18%	5.07%	5.44%	6.89%	18.18%	16.76%	17.64%	16.84%	100.00%

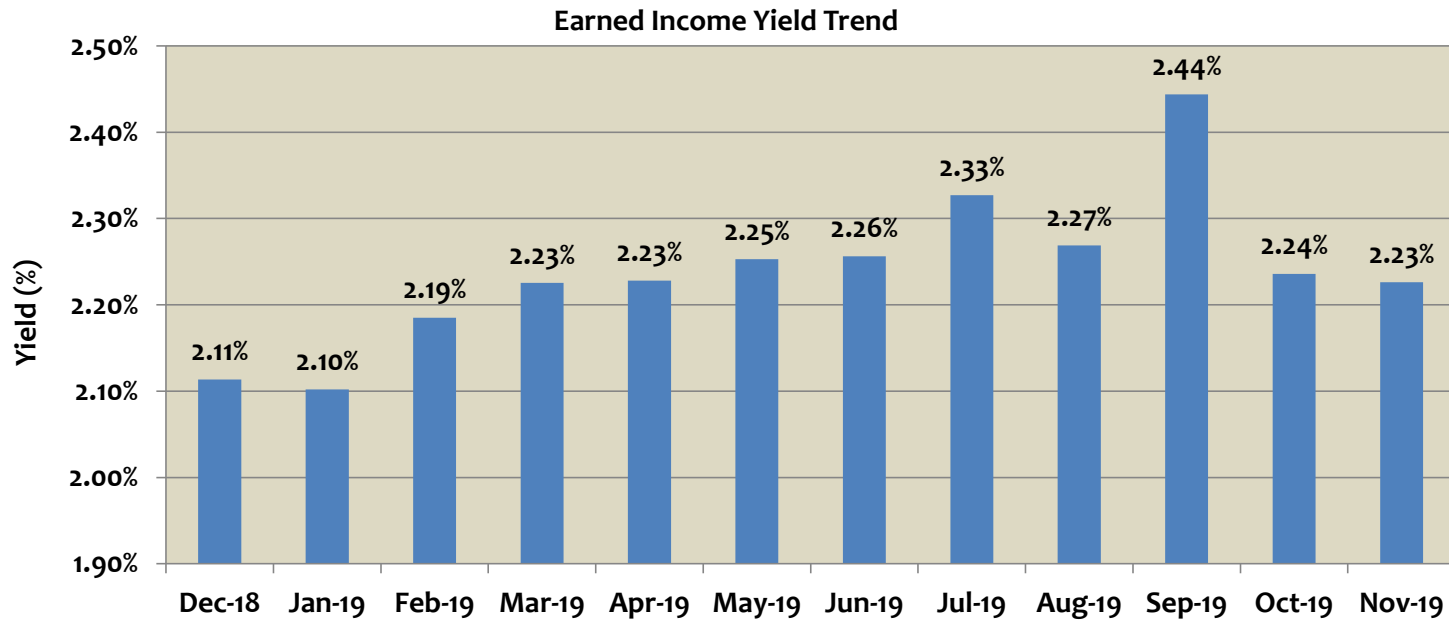
Maturity Distribution
November 30, 2019





PORTFOLIO - EARNED INCOME YIELD

Month	Earned Income Yield
Dec-18	2.11%
Jan-19	2.10%
Feb-19	2.19%
Mar-19	2.23%
Apr-19	2.23%
May-19	2.25%
Jun-19	2.26%
Jul-19	2.33%
Aug-19	2.27%
Sep-19	2.44%
Oct-19	2.24%
Nov-19	2.23%



In accordance with State Law, the Finance Director certifies that the securities held in the City Investment Portfolio, comply with City policies. The Finance Director further certifies that the City has Operating Funds available to meet its expenditure requirements for the next six months.

Amortized Cost - the total amount at which investments are carried on the City books. This amount includes the amortization and accretion of premiums and discounts, respectively.

Market Value - the total amount at which investments are being sold in the market. Market prices are provided by the Bank of New York.

Maturity Value - (also referred to as "par value") the total amount of the face or stated value of the investments at maturity.

Average Days to Maturity - the average time in days left in the maturity of the investments.

Monthly Yield - the rate of return on investments as expressed in a percentage.

Earned Interest - the amount of income realized by all investments.

Agency Note	Issuer	CUSIP	Coupon Rate	Yield Matur	Purchase Date	Maturity Date	Ending Par Val/Shares	Amor Value On 11/30/19	Ending Market Val	Ending Unit Price
Agency Note	FED FARM CREDIT BANK	3133EGLG8	1.370	1.3823	07/13/16	10/13/20	10,000,000.00	9,998,782.91	9,975,700.00	0.997570
Agency Note	FED FARM CREDIT BANK	3133EGLH6	1.420	1.4200	07/12/16	01/12/21	10,000,000.00	10,000,000.00	9,971,000.00	0.997100
Agency Note	FED FARM CREDIT BANK	3133EFWB9	2.056	2.0397	01/22/16	01/22/21	5,000,000.00	5,000,000.00	5,014,000.00	1.002800
Agency Note	FED FARM CREDIT BANK	3133EHKW2	2.000	2.0000	05/25/17	02/25/22	5,000,000.00	5,000,000.00	5,000,000.00	1.000000
Agency Note	FED FARM CREDIT BANK	3133EKBW5	2.610	2.6100	02/27/19	02/27/24	5,000,000.00	5,000,000.00	5,200,400.00	1.040080
Agency Note	FED FARM CREDIT BANK	3133EKA63	1.600	1.6000	08/16/19	08/16/24	10,000,000.00	10,000,000.00	9,984,200.00	0.998420
Agency Note	FED FARM CREDIT BANK	3133EKP75	1.600	1.4076	10/04/19	09/17/24	5,000,000.00	5,049,627.78	4,991,600.00	0.998320
Agency Note	FED HOME LOAN BANK	3134GBH21	1.700	1.7120	09/29/17	09/29/20	3,000,000.00	2,999,644.02	2,998,770.00	0.999590
Agency Note	FED HOME LOAN BANK	3130A7CL7	1.690	1.7215	03/04/16	02/26/21	600,000.00	599,720.96	595,920.00	0.993200
Agency Note	FED HOME LOAN BANK	3130A7QK4	1.700	1.7000	04/26/16	04/26/21	10,000,000.00	10,000,000.00	9,994,300.00	0.999430
Agency Note	FED HOME LOAN BANK	3130A9F89	1.625	1.6250	09/30/16	09/30/21	10,000,000.00	10,000,000.00	9,981,300.00	0.998130
Agency Note	FED HOME LOAN BANK	313378WG2	2.500	2.4593	03/12/19	03/11/22	5,000,000.00	5,004,910.69	5,093,000.00	1.018600
Agency Note	FED HOME LOAN BANK	3130AFTE7	2.770	2.7700	01/30/19	07/29/22	5,000,000.00	5,000,000.00	5,006,700.00	1.001340
Agency Note	FED HOME LOAN BANK	3130ACF66	2.150	2.1394	09/26/17	09/26/22	6,000,000.00	6,001,838.16	5,995,260.00	0.999210
Agency Note	FED HOME LOAN BANK	3130A3KM5	2.500	2.5160	12/27/17	12/09/22	5,000,000.00	5,030,751.07	5,120,550.00	1.024110
Agency Note	FED HOME LOAN BANK	3130ADRG9	2.750	2.5800	03/04/19	03/10/23	5,000,000.00	5,028,271.53	5,169,650.00	1.033930
Agency Note	FED HOME LOAN BANK	3130AFRW9	2.700	2.5516	02/26/19	08/28/23	5,000,000.00	5,028,045.51	5,194,800.00	1.038960
Agency Note	FED HOME LOAN BANK	3130AoXE5	3.250	2.5800	03/08/19	03/08/24	5,000,000.00	5,141,465.45	5,324,350.00	1.064870
Agency Note	FED HOME LOAN BANK	3130A2UW4	2.875	1.6639	10/24/19	09/13/24	5,000,000.00	5,299,371.53	5,267,900.00	1.053580
Agency Note	FED HOME LOAN MORT CORP	3134G9WV5	1.300	1.3000	07/07/16	01/07/20	15,000,000.00	15,000,000.00	14,994,150.00	0.999610
Agency Note	FED HOME LOAN MORT CORP	3134GBET5	1.800	2.1608	01/26/18	04/13/20	5,000,000.00	4,991,077.17	5,001,050.00	1.000210
Agency Note	FED HOME LOAN MORT CORP	3134GAMB7	1.375	1.3750	10/06/16	07/06/20	10,000,000.00	10,000,000.00	9,981,900.00	0.998190
Agency Note	FED HOME LOAN MORT CORP	3134GBX56	2.250	2.3100	01/30/18	11/24/20	10,000,000.00	9,994,099.14	10,058,600.00	1.005860
Agency Note	FED HOME LOAN MORT CORP	3134G9UM7	1.625	2.2454	06/30/16	06/30/21	10,000,000.00	10,000,000.00	9,986,300.00	0.998630
Agency Note	FED HOME LOAN MORT CORP	3134GSX91	2.810	2.8100	02/07/19	11/07/23	10,000,000.00	10,000,000.00	10,016,500.00	1.001650
Agency Note	FED HOME LOAN MORT CORP	3134GTMR1	2.700	2.7000	05/20/19	05/20/24	5,000,000.00	5,000,000.00	5,013,850.00	1.002770
Agency Note	FEDERAL NAT MORTGAGE ASSOC	3136G4DA8	1.200	1.2000	09/30/16	12/30/19	10,000,000.00	10,000,000.00	9,995,500.00	0.999550
Agency Note	FEDERAL NAT MORTGAGE ASSOC	3136G4DB6	1.250	1.2500	09/30/16	03/30/20	10,000,000.00	10,000,000.00	9,986,800.00	0.998680
Agency Note	FEDERAL NAT MORTGAGE ASSOC	3136G37H2	1.500	1.5000	09/30/16	03/30/21	4,700,000.00	4,700,000.00	4,684,913.00	0.996790
Agency Note	FEDERAL NAT MORTGAGE ASSOC	3136G3DV4	2.000	3.2500	03/30/16	03/30/21	5,000,000.00	5,000,000.00	4,988,600.00	0.997720
Agency Note	FEDERAL NAT MORTGAGE ASSOC	3135G0T45	1.875	2.5955	12/27/18	04/05/22	5,000,000.00	4,913,334.83	5,026,600.00	1.005320
Total Count 31			1.905	1.9278			214,300,000.00	214,780,940.75	215,614,163.00	1.006132

Certificate of Deposit	Issuer	CUSIP	Coupon Rate	Yield Matur	Purchase Date	Maturity Date	Ending Par Val/Shares	Amor Value On 11/30/19	Ending Market Val	Ending Unit Price
Certificate of Deposit	MORGAN STANLEY	61690ULQ1	1.950	1.9711	10/10/19	10/10/24	5,000,000.00	4,995,000.00	5,085,050.76	1.000129
Certificate of Deposit	MORGAN STANLEY	61690UMT4	1.950	1.9711	10/31/19	10/31/24	5,000,000.00	4,995,000.00	5,085,317.08	0.999999
Certificate of Deposit	WELLS FARGO BANK	949763XG6	2.900	2.9000	01/30/19	01/31/22	5,000,000.00	5,000,000.00	5,139,668.19	1.027934
Certificate of Deposit	WELLS FARGO BANK	949763WR3	3.350	3.3500	01/09/19	01/09/24	1,000,000.00	1,000,000.00	1,071,461.90	1.071462
Certificate of Deposit	WELLS FARGO BANK	949763WU6	3.200	3.2000	01/18/19	01/18/24	4,000,000.00	4,000,000.00	4,263,153.20	1.065788
Total Count 3			2.508	2.5183			20,000,000.00	19,990,000.00	20,644,651.13	1.032233

Medium Term Corporate Note	Issuer	CUSIP	Coupon Rate	Yield Matur	Purchase Date	Maturity Date	Ending Par Val/Shares	Amor Value On 11/30/19	Ending Market Val	Ending Unit Price
Medium Term Corporate Note	AMERICAN HONDA FINANCE	02665WCQ2	3.625	3.1518	02/15/19	10/10/23	3,000,000.00	3,052,959.18	3,167,220.00	1.055740
Medium Term Corporate Note	AMERICAN HONDA FINANCE	02665WCQ2	3.625	3.1400	02/25/19	10/10/23	2,000,000.00	2,036,194.13	2,111,480.00	1.055740
Medium Term Corporate Note	APPLE INC	037833BU3	2.850	2.7654	03/06/19	02/23/23	3,510,000.00	3,519,844.30	3,603,190.50	1.026550
Medium Term Corporate Note	APPLE INC	037833CU2	2.850	2.6366	05/21/19	05/11/24	5,000,000.00	5,045,002.24	5,172,100.00	1.034420
Medium Term Corporate Note	BANK OF AMERICA	06051GFZ7	2.503	2.9110	01/29/18	10/21/22	5,000,000.00	4,941,807.22	5,042,900.00	1.008580
Medium Term Corporate Note	BANK OF NEW YORK	06406HCS6	3.650	3.1079	03/01/19	02/04/24	2,950,000.00	3,016,673.07	3,137,000.50	1.063390
Medium Term Corporate Note	Berkshire Hathaway Inc.	084670BR8	2.750	3.3102	12/18/18	03/15/23	5,000,000.00	4,908,138.07	5,134,700.00	1.026940
Medium Term Corporate Note	CATERPILLAR, INC.	14913QAA7	2.400	2.6510	01/29/18	06/06/22	5,000,000.00	4,964,040.59	5,055,500.00	1.011100
Medium Term Corporate Note	CHEVRON CORP	166764AH3	3.191	3.5000	11/26/18	06/24/23	5,000,000.00	4,942,792.51	5,206,100.00	1.041220
Medium Term Corporate Note	CITIBANK NA	17325FAJ7	2.125	3.1900	10/18/18	10/20/20	5,000,000.00	4,947,997.44	5,006,150.00	1.001230
Medium Term Corporate Note	CITIBANK NA	17325FAQ1	3.400	3.2253	01/16/19	07/23/21	5,000,000.00	5,016,788.14	5,104,500.00	1.020900
Medium Term Corporate Note	CREDIT SUISSE	22548QG74	2.250	2.5000	09/20/16	09/20/21	5,000,000.00	5,000,000.00	4,938,200.00	0.987640
Medium Term Corporate Note	ESTEE LAUDER CO	29736RAE0	2.350	2.4200	05/17/19	08/15/22	5,000,000.00	4,991,556.12	5,051,350.00	1.010270
Medium Term Corporate Note	HARVARD PRES & FELLOWS	740816AJ2	2.300	2.3860	05/24/19	10/01/23	4,000,000.00	3,986,949.30	4,054,640.00	1.013660
Medium Term Corporate Note	HSBC USA INC	40435FLJ4	2.250	2.6128	11/15/17	11/15/22	5,000,000.00	5,000,000.00	5,004,000.00	1.000800
Medium Term Corporate Note	HSBC USA INC	40435FWK9	3.000	3.4575	05/02/18	05/02/23	10,000,000.00	10,000,000.00	9,952,200.00	0.995220
Medium Term Corporate Note	HSBC USA INC	40434CAD7	3.500	2.1493	10/23/19	06/23/24	5,000,000.00	5,356,097.22	5,273,250.00	1.054650
Medium Term Corporate Note	IBM CREDIT CORP	44932HAC7	2.200	2.3040	09/15/17	09/08/22	6,000,000.00	5,982,010.63	6,023,460.00	1.003910
Medium Term Corporate Note	MERCK & CO INC	58933YAS4	1.850	2.5572	06/01/18	02/10/20	5,000,000.00	4,982,542.69	5,000,300.00	1.000060
Medium Term Corporate Note	NEW YORK LIFE	64952WDG5	2.875	2.7501	04/26/19	04/10/24	5,000,000.00	5,026,257.04	5,158,000.00	1.031600
Medium Term Corporate Note	ORACLE	68389XBR5	2.625	2.2240	07/25/19	02/15/23	4,990,000.00	5,057,026.87	5,087,255.10	1.019490
Medium Term Corporate Note	ORACLE	68389XBL8	2.400	2.9284	02/13/19	09/15/23	5,000,000.00	4,900,947.99	5,064,300.00	1.012860
Medium Term Corporate Note	PRICOA GLOBAL FUNDING	741531FA0	3.450	3.1799	02/04/19	09/01/23	5,000,000.00	5,050,360.51	5,236,500.00	1.047300
Medium Term Corporate Note	ROYAL BANK OF CANADA	780082AA1	1.875	2.3000	01/16/18	02/05/20	10,000,000.00	9,978,989.43	9,997,700.00	0.999770
Medium Term Corporate Note	SHELL INTERNATIONAL FIN	822582CC4	2.000	2.0998	11/14/19	11/07/24	5,000,000.00	4,978,444.44	4,978,950.00	0.995790
Medium Term Corporate Note	TOYOTA MOTOR CREDIT CORP	89236TCQ6	2.800	3.1012	04/19/18	07/13/22	3,000,000.00	2,974,304.89	3,067,980.00	1.022660
Medium Term Corporate Note	U.S. BANCORP	91159HHP8	2.625	3.2771	05/24/18	01/24/22	5,000,000.00	4,922,351.09	5,077,200.00	1.015440
Medium Term Corporate Note	U.S. BANCORP	91159HHC7	3.000	2.7951	03/08/19	03/15/22	5,000,000.00	5,024,574.04	5,119,000.00	1.023800
Medium Term Corporate Note	US Bank NA Cincinnati	90331HNV1	3.400	3.4812	11/26/18	07/24/23	5,000,000.00	4,987,908.54	5,240,100.00	1.048020
Medium Term Corporate Note	WAL-MART STORES	931142EL3	2.850	1.8859	10/01/19	07/08/24	5,000,000.00	5,251,654.17	5,184,100.00	1.036820
Medium Term Corporate Note	WELLS FARGO BANK	94988J5N3	2.600	3.3600	11/06/18	01/15/21	5,000,000.00	4,944,862.89	5,037,150.00	1.007430
Medium Term Corporate Note	WELLS FARGO BANK	94988J5T0	3.625	2.7984	05/10/19	10/22/21	5,000,000.00	5,079,844.88	5,149,650.00	1.029930
Medium Term Corporate Note	WELLS FARGO BANK	949746SK8	3.069	3.0299	01/30/18	01/24/23	5,000,000.00	5,006,437.99	5,094,900.00	1.018980
Total Count 33			2.729	2.8074			164,450,000.00	164,875,357.62	167,531,026.10	1.018735

Money Market	Issuer	CUSIP	Coupon Rate	Yield Matur	Purchase Date	Maturity Date	Ending Par Val/Shares	Amor Value On 11/30/19	Ending Market Val	Ending Unit Price
Money Market	FIDELITY INVESTMENTS		1.565	1.5646	12/10/90	Open	21,000,000.00	21,000,000.00	21,000,000.00	1.000000
Total Count 1			1.565	1.5646			21,000,000.00	21,000,000.00	21,000,000.00	1.000000

Municipal Bond	Issuer	CUSIP	Coupon Rate	Yield Matur	Purchase Date	Maturity Date	Ending Par Val/Shares	Amor Value On 11/30/19	Ending Market Val	Ending Unit Price
Municipal Bond	CALIFORNIA DEPT WATER RESOURCE	13066YTZ2	2.000	2.0000	06/06/19	05/01/22	4,000,000.00	4,000,000.00	4,021,240.00	1.005310
Municipal Bond	CALIFORNIA ST HOUSING FINANCE	13034PZJ9	2.612	2.6120	05/08/19	02/01/22	3,500,000.00	3,524,632.61	3,545,850.00	1.013100

Municipal Bond	NEW YORK STATE URBAN DEV	64985TAY7	2.020	2.0200	10/30/19	03/15/24	5,000,000.00	5,000,000.00	4,959,750.00	0.991950
Municipal Bond	STATE OF CALIFORNIA	13063DDG0	2.250	2.8401	01/22/19	10/01/23	5,000,000.00	4,889,171.82	5,068,550.00	1.013710
Municipal Bond	STATE OF CALIFORNIA	13063DLZ9	3.000	2.5002	05/01/19	04/01/24	5,000,000.00	5,124,054.58	5,202,200.00	1.040440
Municipal Bond	STATE OF CONNECTICUT	20772KAE9	2.990	1.9630	10/17/19	01/15/23	5,000,000.00	5,198,755.56	5,145,950.00	1.029190
Total Count 6			2.495	2.3150			27,500,000.00	27,736,614.57	27,943,540.00	1.016129

State Pool	Issuer	CUSIP	Coupon Rate	Yield Matur	Purchase Date	Maturity Date	Ending Par Val/Shares	Amor Value On 11/30/19	Ending Market Val	Ending Unit Price
State Pool	STATE OF CALIFORNIA		2.070	2.0700	01/01/88	Open	7,978,480.78	7,978,480.78	7,978,480.78	1.000000
State Pool	STATE OF CALIFORNIA		2.070	2.0700	11/30/01	Open	2,355,484.96	2,355,484.96	2,355,484.96	1.000000
Total Count 2			2.070	2.0700			10,333,965.74	10,333,965.74	10,333,965.74	1.000000

Supranational	Issuer	CUSIP	Coupon Rate	Yield Matur	Purchase Date	Maturity Date	Ending Par Val/Shares	Amor Value On 11/30/19	Ending Market Val	Ending Unit Price
Supranational	INTL BK RECON & DEVELOP	459058FF5	1.750	2.6580	02/01/19	04/19/23	5,000,000.00	4,849,214.27	5,011,350.00	1.002270
Total Count 1			1.750	2.6580			5,000,000.00	4,849,214.27	5,011,350.00	1.002270

Time Deposit	Issuer	CUSIP	Coupon Rate	Yield Matur	Purchase Date	Maturity Date	Ending Par Val/Shares	Amor Value On 11/30/19	Ending Market Val	Ending Unit Price
Time Deposit	PREMIER VALLEY BANK		2.323	2.3229	01/17/19	01/16/20	1,400,000.00	1,400,000.00	1,400,000.00	1.000000
Time Deposit	PREMIER VALLEY BANK		2.235	2.2349	03/28/19	03/26/20	1,400,000.00	1,400,000.00	1,400,000.00	1.000000
Time Deposit	PREMIER VALLEY BANK		2.186	2.1860	05/16/19	05/14/20	1,600,000.00	1,600,000.00	1,600,000.00	1.000000
Total Count 3			2.245	2.2451			4,400,000.00	4,400,000.00	4,400,000.00	1.000000

Terasury Note	Issuer	CUSIP	Coupon Rate	Yield Matur	Purchase Date	Maturity Date	Ending Par Val/Shares	Amor Value On 11/30/19	Ending Market Val	Ending Unit Price
Treasury Note	U.S. TREASURY	912828VA5	1.125	2.2700	03/05/18	04/30/20	10,000,000.00	9,943,390.29	9,978,520.00	0.997852
Treasury Note	U.S. TREASURY	912828XU9	1.500	2.2866	03/15/18	06/15/20	10,000,000.00	9,922,664.68	9,993,400.00	0.999340
Treasury Note	U.S. TREASURY	912828XH8	1.625	2.0917	01/18/18	06/30/20	5,000,000.00	4,977,027.99	4,999,200.00	0.999840
Treasury Note	U.S. TREASURY	912828NT3	2.625	2.0650	01/17/18	08/15/20	5,000,000.00	5,027,572.30	5,032,600.00	1.006520
Treasury Note	U.S. TREASURY	9128282V1	1.375	2.3636	02/28/18	09/15/20	10,000,000.00	9,902,862.25	9,977,000.00	0.997700
Treasury Note	U.S. TREASURY	912828M98	1.625	2.1032	01/17/18	11/30/20	5,000,000.00	4,964,878.26	4,996,300.00	0.999260
Treasury Note	U.S. TREASURY	912828N48	1.750	2.0091	12/26/17	12/31/20	5,000,000.00	4,980,954.04	5,001,750.00	1.000350
Treasury Note	U.S. TREASURY	9128284P2	2.625	2.6041	05/25/18	05/15/21	5,000,000.00	5,001,528.03	5,067,200.00	1.013440
Treasury Note	U.S. TREASURY	912828RC6	2.125	2.4645	04/02/18	08/15/21	5,000,000.00	4,967,066.13	5,038,850.00	1.007770
Treasury Note	U.S. TREASURY	9128285Lo	2.875	1.6000	11/27/19	11/15/21	5,000,000.00	5,127,679.01	5,117,775.00	1.023555
Treasury Note	U.S. TREASURY	912828G87	2.125	2.0047	05/30/19	12/31/21	5,000,000.00	5,014,589.72	5,050,200.00	1.010040
Treasury Note	U.S. TREASURY	9128282S8	1.625	2.2322	05/01/19	08/31/22	5,000,000.00	4,912,379.81	5,002,750.00	1.000550
Treasury Note	U.S. TREASURY	912828XX3	2.000	1.5701	10/18/19	06/30/24	5,000,000.00	5,126,891.30	5,080,100.00	1.016020
Total Count 13			1.816	2.1594			80,000,000.00	79,869,483.81	80,335,645.00	1.004196

US Sovereign Bond Guarantee	Issuer	CUSIP	Coupon Rate	Yield Matur	Purchase Date	Maturity Date	Ending Par Val/Shares	Amor Value On 11/30/19	Ending Market Val	Ending Unit Price
US Sovereign Bond Guarantee	AID-ISRAEL	46513EGV8	5.500	2.5770	02/28/19	12/04/23	4,815,000.00	5,409,389.83	5,503,063.50	1.142900
Total Count 1			5.500	2.5770			4,815,000.00	5,409,389.83	5,503,063.50	1.142900

Investment Total			2.217	2.2687			551,798,965.74	553,244,966.59	558,317,404.47	1.011813
-------------------------	--	--	--------------	---------------	--	--	-----------------------	-----------------------	-----------------------	-----------------