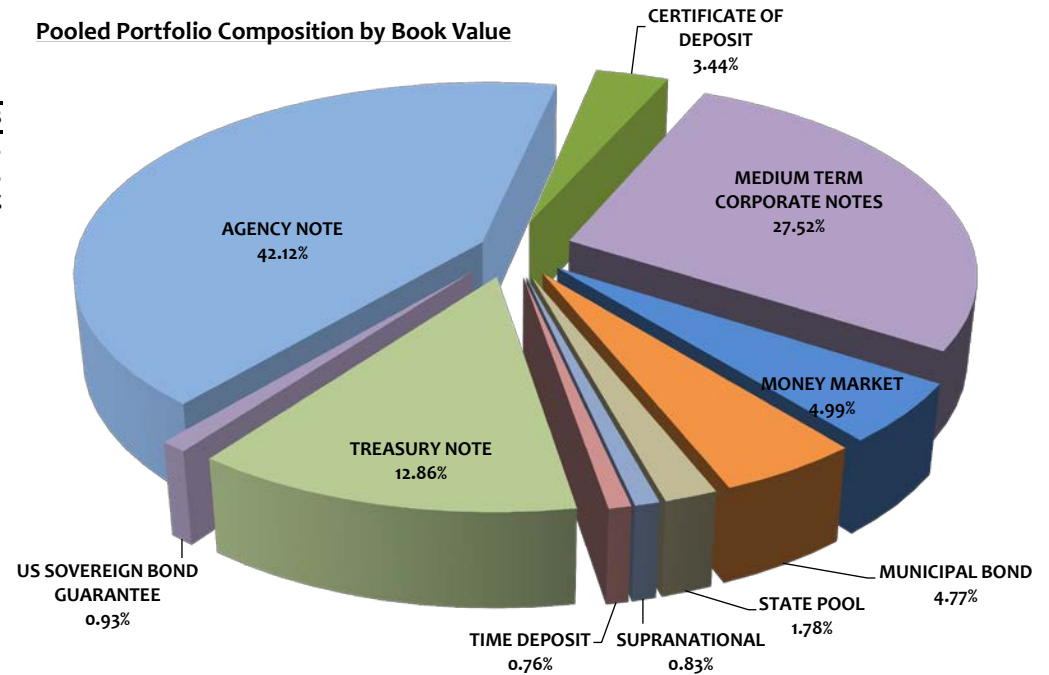




ASSET ALLOCATION					
Assets	Current Par Value	Current Book Value	Market Value	Mkt/Book	Yield to Maturity
AGENCY NOTE	\$244,300,000	\$244,774,977	\$245,868,357	100.45%	1.91%
CERTIFICATE OF DEPOSIT	20,000,000	19,990,000	20,515,562	102.63%	2.52%
MEDIUM TERM CORPORATE NOTES	159,450,000	159,905,269	162,708,614	101.75%	2.83%
MONEY MARKET	29,000,000	29,000,000	29,000,000	100.00%	1.74%
MUNICIPAL BOND	27,500,000	27,744,392	28,055,120	101.12%	2.32%
STATE POOL	10,333,966	10,333,966	10,333,966	100.00%	2.14%
SUPRANATIONAL	5,000,000	4,849,214	5,026,000	103.65%	2.66%
TIME DEPOSIT	4,400,000	4,400,000	4,400,000	100.00%	2.25%
TREASURY NOTE	75,000,000	74,742,301	75,304,920	100.75%	2.20%
US SOVEREIGN BOND GUARANTEE	4,815,000	5,409,390	5,530,942	102.25%	2.58%
Totals	\$579,798,966	\$581,149,510	\$586,743,481	100.96%	2.25%

Portfolio Breakdown & Statistics		
	October 31, 2019	October 31, 2018
AMORTIZED COST	\$581,149,510	498,834,073
AVERAGE DAYS TO MATURITY	796	715
CURRENT MONTH RETURN ON INVEST	2.24%	2.01%
EARNED INTEREST-CURR MONTH	\$1,100,759	\$820,659
EARNED INTEREST	\$4,455,411	\$3,430,933

Pooled Portfolio Composition by Book Value

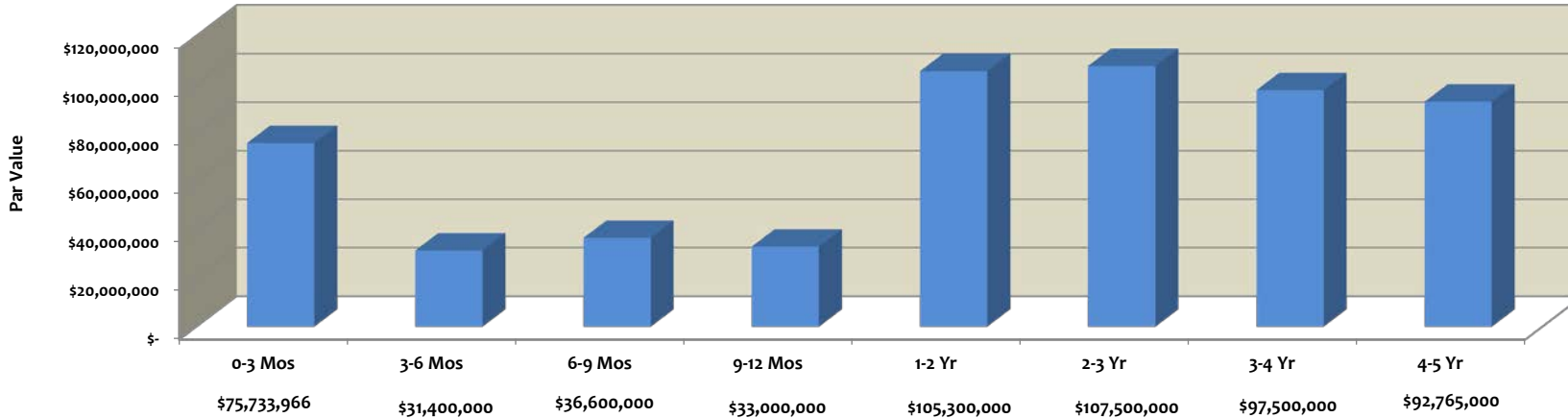




MATURITY DISTRIBUTION

Current Par Value	0-3 Mos	3-6 Mos	6-9 Mos	9-12 Mos	1-2 Yr	2-3 Yr	3-4 Yr	4-5 Yr	Totals
AGENCY NOTE	\$35,000,000	\$15,000,000	\$10,000,000	\$13,000,000	\$65,300,000	\$46,000,000	\$25,000,000	\$35,000,000	\$244,300,000
MEDIUM TERM CORPORATE NOTES	-	15,000,000	-	5,000,000	20,000,000	39,000,000	57,500,000	22,950,000	159,450,000
MONEY MARKET	29,000,000	-	-	-	-	-	-	-	29,000,000
STATE POOL	10,333,966	-	-	-	-	-	-	-	10,333,966
TIME DEPOSIT	1,400,000	1,400,000	1,600,000	-	-	-	-	-	4,400,000
TREASURY NOTE	-	-	25,000,000	15,000,000	20,000,000	10,000,000	-	5,000,000	75,000,000
CERTIFICATE OF DEPOSIT	-	-	-	-	-	5,000,000	-	15,000,000	20,000,000
MUNICIPAL BOND	-	-	-	-	-	7,500,000	10,000,000	10,000,000	27,500,000
SUPRANATIONAL	-	-	-	-	-	-	5,000,000	-	5,000,000
US SOVEREIGN BOND GUARANTEE	-	-	-	-	-	-	-	4,815,000	4,815,000
Totals	\$ 75,733,966	\$ 31,400,000	\$ 36,600,000	\$ 33,000,000	\$ 105,300,000	\$ 107,500,000	\$ 97,500,000	\$ 92,765,000	\$579,798,966
% of Portfolio	13.06%	5.42%	6.31%	5.69%	18.16%	18.54%	16.82%	16.00%	100.00%

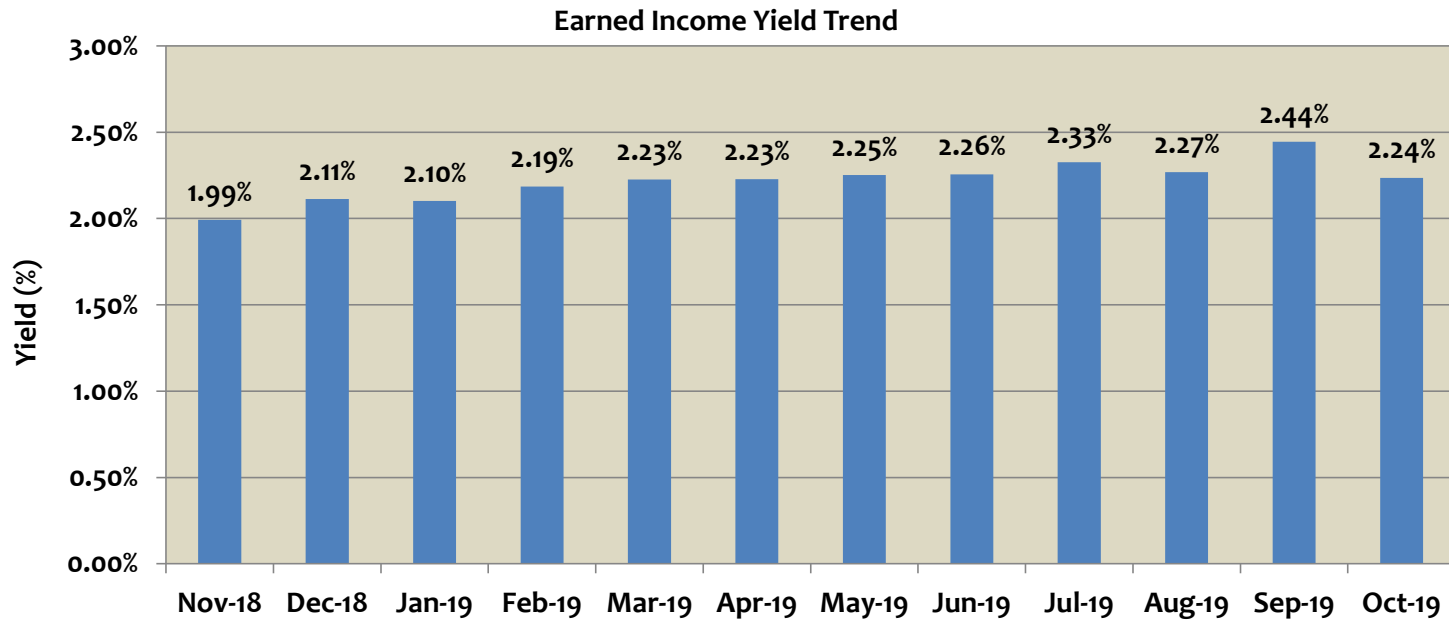
Maturity Distribution
October 31, 2019





PORTFOLIO - EARNED INCOME YIELD

Month	Earned Income Yield
Nov-18	1.99%
Dec-18	2.11%
Jan-19	2.10%
Feb-19	2.19%
Mar-19	2.23%
Apr-19	2.23%
May-19	2.25%
Jun-19	2.26%
Jul-19	2.33%
Aug-19	2.27%
Sep-19	2.44%
Oct-19	2.24%



In accordance with State Law, the Finance Director certifies that the securities held in the City Investment Portfolio, comply with City policies. The Finance Director further certifies that the City has Operating Funds available to meet its expenditure requirements for the next six months.

Amortized Cost - the total amount at which investments are carried on the City books. This amount includes the amortization and accretion of premiums and discounts, respectively.

Market Value - the total amount at which investments are being sold in the market. Market prices are provided by the Bank of New York.

Maturity Value - (also referred to as "par value") the total amount of the face or stated value of the investments at maturity.

Average Days to Maturity - the average time in days left in the maturity of the investments.

Monthly Yield - the rate of return on investments as expressed in a percentage.

Earned Interest - the amount of income realized by all investments.

Agency Note	Issuer	CUSIP	Coupon Rate	Yield Matur	Purchase Date	Maturity Date	Ending Par Val/Shares	Amor Value On 10/31/19	Ending Market Val	Ending Unit Price
Agency Note	FED FARM CREDIT BANK	3133EGLG8	1.370	1.3823	07/13/16	10/13/20	10,000,000.00	9,998,782.91	9,978,800.00	0.997880
Agency Note	FED FARM CREDIT BANK	3133EGLH6	1.420	1.4200	07/12/16	01/12/21	10,000,000.00	10,000,000.00	9,949,800.00	0.994980
Agency Note	FED FARM CREDIT BANK	3133EFWB9	2.190	2.1505	01/22/16	01/22/21	5,000,000.00	5,000,000.00	5,015,300.00	1.003060
Agency Note	FED FARM CREDIT BANK	3133EHKW2	2.000	2.0000	05/25/17	02/25/22	5,000,000.00	5,000,000.00	5,000,050.00	1.000010
Agency Note	FED FARM CREDIT BANK	3133EKBW5	2.610	2.6100	02/27/19	02/27/24	5,000,000.00	5,000,000.00	5,222,000.00	1.044400
Agency Note	FED FARM CREDIT BANK	3133EKA63	1.600	1.6000	08/16/19	08/16/24	10,000,000.00	10,000,000.00	10,014,700.00	1.001470
Agency Note	FED FARM CREDIT BANK	3133EKP75	1.600	1.4076	10/04/19	09/17/24	5,000,000.00	5,049,627.78	5,006,409.50	1.001282
Agency Note	FED HOME LOAN BANK	3134GBH21	1.700	1.7120	09/29/17	09/29/20	3,000,000.00	2,999,644.02	3,000,150.00	1.000050
Agency Note	FED HOME LOAN BANK	3130A7CL7	1.690	1.7215	03/04/16	02/26/21	600,000.00	599,720.96	596,358.00	0.993930
Agency Note	FED HOME LOAN BANK	3130A7QK4	1.700	1.7000	04/26/16	04/26/21	10,000,000.00	10,000,000.00	10,000,000.00	1.000000
Agency Note	FED HOME LOAN BANK	3130A9F89	1.625	1.6250	09/30/16	09/30/21	10,000,000.00	10,000,000.00	10,000,200.00	1.000020
Agency Note	FED HOME LOAN BANK	313378WG2	2.500	2.4593	03/12/19	03/11/22	5,000,000.00	5,004,910.69	5,106,550.00	1.021310
Agency Note	FED HOME LOAN BANK	3130AFTE7	2.770	2.7700	01/30/19	07/29/22	5,000,000.00	5,000,000.00	5,011,400.00	1.002280
Agency Note	FED HOME LOAN BANK	3130ACF66	2.150	2.1394	09/26/17	09/26/22	6,000,000.00	6,001,838.16	6,000,900.00	1.000150
Agency Note	FED HOME LOAN BANK	3130A3KM5	2.500	2.3160	12/27/17	12/09/22	5,000,000.00	5,030,751.07	5,139,550.00	1.027910
Agency Note	FED HOME LOAN BANK	3130ADRG9	2.750	2.5800	03/04/19	03/10/23	5,000,000.00	5,028,271.53	5,190,850.00	1.038170
Agency Note	FED HOME LOAN BANK	3130AFRW9	2.700	2.5516	02/26/19	08/28/23	5,000,000.00	5,028,045.51	5,218,100.00	1.043620
Agency Note	FED HOME LOAN BANK	3130A0XE5	3.250	2.5800	03/08/19	03/08/24	5,000,000.00	5,141,465.45	5,351,550.00	1.070310
Agency Note	FED HOME LOAN BANK	3130A2UW4	2.875	1.6639	10/24/19	09/13/24	5,000,000.00	5,299,371.53	5,285,600.00	1.057120
Agency Note	FED HOME LOAN MORT CORP	3134G9HW0	1.250	1.2500	05/26/16	11/26/19	10,000,000.00	10,000,000.00	9,997,500.00	0.999750
Agency Note	FED HOME LOAN MORT CORP	3134G9WV5	1.300	1.3000	07/07/16	01/07/20	15,000,000.00	15,000,000.00	14,989,500.00	0.999300
Agency Note	FED HOME LOAN MORT CORP	3134GBET5	1.800	2.1608	01/26/18	04/13/20	5,000,000.00	4,991,077.17	5,001,950.00	1.000390
Agency Note	FED HOME LOAN MORT CORP	3134GAMB7	1.375	1.3750	10/06/16	07/06/20	10,000,000.00	10,000,000.00	9,983,100.00	0.998310
Agency Note	FED HOME LOAN MORT CORP	3134GBX56	2.250	2.3100	01/30/18	11/24/20	10,000,000.00	9,991,199.15	10,071,200.00	1.007120
Agency Note	FED HOME LOAN MORT CORP	3134G9UM7	1.625	2.2454	06/30/16	06/30/21	10,000,000.00	10,000,000.00	9,989,400.00	0.998940
Agency Note	FED HOME LOAN MORT CORP	3134GBMX7	2.020	2.0200	05/24/17	11/24/21	10,000,000.00	10,000,000.00	10,000,500.00	1.000050
Agency Note	FED HOME LOAN MORT CORP	3134GBNJ7	2.125	2.1356	05/25/17	05/25/22	10,000,000.00	9,996,936.51	10,003,000.00	1.000300
Agency Note	FED HOME LOAN MORT CORP	3134GSX91	2.810	2.8100	02/07/19	11/07/23	10,000,000.00	10,000,000.00	10,026,500.00	1.002650
Agency Note	FED HOME LOAN MORT CORP	3134GTMR1	2.700	2.7000	05/20/19	05/20/24	5,000,000.00	5,000,000.00	5,019,100.00	1.003820
Agency Note	FEDERAL NAT MORTGAGE ASSOC	3136G4DA8	1.200	1.2000	09/30/16	12/30/19	10,000,000.00	10,000,000.00	9,992,600.00	0.999260
Agency Note	FEDERAL NAT MORTGAGE ASSOC	3136G4DB6	1.250	1.2500	09/30/16	03/30/20	10,000,000.00	10,000,000.00	9,984,900.00	0.998490
Agency Note	FEDERAL NAT MORTGAGE ASSOC	3136G37H2	1.500	1.5000	09/30/16	03/30/21	4,700,000.00	4,700,000.00	4,689,989.00	0.997870
Agency Note	FEDERAL NAT MORTGAGE ASSOC	3136G3DV4	2.000	3.2500	03/30/16	03/30/21	5,000,000.00	5,000,000.00	4,994,250.00	0.998850
Agency Note	FEDERAL NAT MORTGAGE ASSOC	3135G0T45	1.875	2.5955	12/27/18	04/05/22	5,000,000.00	4,913,334.83	5,036,600.00	1.007320
Total Count 34			1.895	1.9147			244,300,000.00	244,774,977.27	245,868,356.50	1.006420

Certificate of Deposit	Issuer	CUSIP	Coupon Rate	Yield Matur	Purchase Date	Maturity Date	Ending Par Val/Shares	Amor Value On 10/31/19	Ending Market Val	Ending Unit Price
Certificate of Deposit	MORGAN STANLEY	61690ULQ1	1.950	1.9711	10/10/19	10/10/24	5,000,000.00	4,995,000.00	5,000,645.00	1.000129
Certificate of Deposit	MORGAN STANLEY	61690UMT4	1.950	1.9711	10/31/19	10/31/24	5,000,000.00	4,995,000.00	4,999,995.00	0.999999
Certificate of Deposit	WELLS FARGO BANK	949763XC6	2.900	2.9000	01/30/19	01/31/22	5,000,000.00	5,000,000.00	5,152,881.00	1.030576
Certificate of Deposit	WELLS FARGO BANK	949763WR3	3.350	3.3500	01/09/19	01/09/24	1,000,000.00	1,000,000.00	1,077,028.60	1.077029
Certificate of Deposit	WELLS FARGO BANK	949763WU6	3.200	3.2000	01/18/19	01/18/24	4,000,000.00	4,000,000.00	4,285,012.80	1.071253
Total Count 5			2.508	2.5183			20,000,000.00	19,990,000.00	20,515,562.40	1.025778

Medium Term Corporate Note	Issuer	CUSIP	Coupon Rate	Yield Matur	Purchase Date	Maturity Date	Ending Par Val/Shares	Amor Value On 10/31/19	Ending Market Val	Ending Unit Price
Medium Term Corporate Note	AMERICAN HONDA FINANCE	02665WCQ2	3.625	3.1518	02/15/19	10/10/23	3,000,000.00	3,052,959.18	3,191,400.00	1.063800
Medium Term Corporate Note	AMERICAN HONDA FINANCE	02665WCQ2	3.625	3.1400	02/25/19	10/10/23	2,000,000.00	2,036,194.13	2,127,600.00	1.063800
Medium Term Corporate Note	APPLE INC	037833BU3	2.850	2.7654	03/06/19	02/23/23	3,510,000.00	3,519,844.30	3,619,125.90	1.031090
Medium Term Corporate Note	APPLE INC	037833CU2	2.850	2.6366	05/21/19	05/11/24	5,000,000.00	5,053,358.33	5,195,400.00	1.039080
Medium Term Corporate Note	BANK OF AMERICA	06051GFZ7	2.503	2.9110	01/29/18	10/21/22	5,000,000.00	4,941,807.22	5,046,550.00	1.009310
Medium Term Corporate Note	BANK OF NEW YORK	06406HCS6	3.650	3.1079	03/01/19	02/04/24	2,950,000.00	3,016,673.07	3,143,402.00	1.065560
Medium Term Corporate Note	Berkshire Hathaway Inc.	084670BR8	2.750	3.3102	12/18/18	03/15/23	5,000,000.00	4,908,138.07	5,150,250.00	1.030050
Medium Term Corporate Note	CATERPILLAR, INC.	14913QAA7	2.400	2.6510	01/29/18	06/06/22	5,000,000.00	4,964,040.59	5,065,700.00	1.013140
Medium Term Corporate Note	CHEVRON CORP	166764AH3	3.191	3.5000	11/26/18	06/24/23	5,000,000.00	4,942,792.51	5,223,900.00	1.044780
Medium Term Corporate Note	CITIBANK NA	17325FAJ7	2.125	3.1900	10/18/18	10/20/20	5,000,000.00	4,947,997.44	5,010,750.00	1.002150
Medium Term Corporate Note	CITIBANK NA	17325FAQ1	3.400	3.2253	01/16/19	07/23/21	5,000,000.00	5,016,788.14	5,125,750.00	1.025150
Medium Term Corporate Note	CREDIT SUISSE	22548QG74	2.250	2.5000	09/20/16	09/20/21	5,000,000.00	5,000,000.00	4,943,850.00	0.988770
Medium Term Corporate Note	ESTEE LAUDER CO	29736RAE0	2.350	2.4200	05/17/19	08/15/22	5,000,000.00	4,991,556.12	5,051,300.00	1.010260
Medium Term Corporate Note	HARVARD PRES & FELLOWS	740816AJ2	2.300	2.3860	05/24/19	10/01/23	4,000,000.00	3,986,949.30	4,069,840.00	1.017460
Medium Term Corporate Note	HSBC USA INC	40435FLJ4	2.250	2.6128	11/15/17	11/15/22	5,000,000.00	5,000,000.00	5,007,250.00	1.001450
Medium Term Corporate Note	HSBC USA INC	40435FWK9	3.000	3.4575	05/02/18	05/02/23	10,000,000.00	10,000,000.00	9,776,200.00	0.977620
Medium Term Corporate Note	HSBC USA INC	40434CAD7	3.500	2.1493	10/23/19	06/23/24	5,000,000.00	5,356,097.22	5,292,005.00	1.058401
Medium Term Corporate Note	IBM CREDIT CORP	44932HAC7	2.200	2.3040	09/15/17	09/08/22	6,000,000.00	5,982,010.63	6,038,160.00	1.006360
Medium Term Corporate Note	MERCK & CO INC	58933YAS4	1.850	2.5572	06/01/18	02/10/20	5,000,000.00	4,982,542.69	5,000,050.00	1.000010
Medium Term Corporate Note	NEW YORK LIFE	64952WDG5	2.875	2.7501	04/26/19	04/10/24	5,000,000.00	5,026,257.04	5,176,050.00	1.035210
Medium Term Corporate Note	ORACLE	68389XBR5	2.625	2.2240	07/25/19	02/15/23	4,990,000.00	5,057,026.87	5,089,101.40	1.019860
Medium Term Corporate Note	ORACLE	68389XBL8	2.400	2.9284	02/13/19	09/15/23	5,000,000.00	4,900,947.99	5,068,550.00	1.013710
Medium Term Corporate Note	PRICOA GLOBAL FUNDING	741531FA0	3.450	3.1799	02/04/19	09/01/23	5,000,000.00	5,050,360.51	5,242,450.00	1.048490
Medium Term Corporate Note	ROYAL BANK OF CANADA	780082AA1	1.875	2.3000	01/16/18	02/05/20	10,000,000.00	9,978,989.43	9,998,300.00	0.999830
Medium Term Corporate Note	TOYOTA MOTOR CREDIT CORP	89236TCQ6	2.800	3.1012	04/19/18	07/13/22	3,000,000.00	2,974,304.89	3,077,940.00	1.025980
Medium Term Corporate Note	U.S. BANCORP	91159HHP8	2.625	3.2771	05/24/18	01/24/22	5,000,000.00	4,922,351.09	5,080,650.00	1.016130
Medium Term Corporate Note	U.S. BANCORP	91159HHC7	3.000	2.7951	03/08/19	03/15/22	5,000,000.00	5,024,574.04	5,127,800.00	1.025560
Medium Term Corporate Note	US Bank NA Cincinnati	90331HNV1	3.400	3.4812	11/26/18	07/24/23	5,000,000.00	4,987,908.54	5,254,450.00	1.050890
Medium Term Corporate Note	WAL-MART STORES	931142EL3	2.850	1.8859	10/01/19	07/08/24	5,000,000.00	5,251,654.17	5,221,740.00	1.044348
Medium Term Corporate Note	WELLS FARGO BANK	94988J5N3	2.600	3.3600	11/06/18	01/15/21	5,000,000.00	4,944,862.89	5,042,700.00	1.008540
Medium Term Corporate Note	WELLS FARGO BANK	94988J5To	3.625	2.7984	05/10/19	10/22/21	5,000,000.00	5,079,844.88	5,152,300.00	1.030460
Medium Term Corporate Note	WELLS FARGO BANK	949746SK8	3.069	3.0299	01/30/18	01/24/23	5,000,000.00	5,006,437.99	5,098,100.00	1.019620
Total Count 32			2.752	2.8294			159,450,000.00	159,905,269.27	162,708,614.30	1.020437

Money Market	Issuer	CUSIP	Coupon Rate	Yield Matur	Purchase Date	Maturity Date	Ending Par Val/Shares	Amor Value On 10/31/19	Ending Market Val	Ending Unit Price
Money Market	FIDELITY INVESTMENTS		1.740	1.7403	12/10/90	Open	29,000,000.00	29,000,000.00	29,000,000.00	1.000000
Total Count 1			1.740	1.7403			29,000,000.00	29,000,000.00	29,000,000.00	1.000000

Municipal Bond	Issuer	CUSIP	Coupon Rate	Yield Matur	Purchase Date	Maturity Date	Ending Par Val/Shares	Amor Value On 10/31/19	Ending Market Val	Ending Unit Price
Municipal Bond	CALIFORNIA DEPT WATER RESOURCE	13066YTZ2	2.000	2.0000	06/06/19	05/01/22	4,000,000.00	4,007,777.78	4,031,600.00	1.007900
Municipal Bond	CALIFORNIA ST HOUSING FINANCE	13034PZJ9	2.612	2.6120	05/08/19	02/01/22	3,500,000.00	3,524,632.61	3,555,370.00	1.015820
Municipal Bond	NEW YORK STATE URBAN DEV	64985TAY7	2.020	2.0200	10/30/19	03/15/24	5,000,000.00	5,000,000.00	5,030,000.00	1.006000
Municipal Bond	STATE OF CALIFORNIA	13063DDG0	2.250	2.8401	01/22/19	10/01/23	5,000,000.00	4,889,171.82	5,061,200.00	1.012240
Municipal Bond	STATE OF CALIFORNIA	13063DLZ9	3.000	2.5002	05/01/19	04/01/24	5,000,000.00	5,124,054.58	5,215,000.00	1.043000
Municipal Bond	STATE OF CONNECTICUT	20772KAE9	2.990	1.9630	10/17/19	01/15/23	5,000,000.00	5,198,755.56	5,161,950.00	1.032390
Total Count 6			2.495	2.3150			27,500,000.00	27,744,392.35	28,055,120.00	1.020186

State Pool	Issuer	CUSIP	Coupon Rate	Yield Matur	Purchase Date	Maturity Date	Ending Par Val/Shares	Amor Value On 10/31/19	Ending Market Val	Ending Unit Price
State Pool	STATE OF CALIFORNIA		2.140	2.1400	01/01/88	Open	7,978,480.78	7,978,480.78	7,978,480.78	1.000000
State Pool	STATE OF CALIFORNIA		2.140	2.1400	11/30/01	Open	2,355,484.96	2,355,484.96	2,355,484.96	1.000000
Total Count 2			2.140	2.1400			10,333,965.74	10,333,965.74	10,333,965.74	1.000000

Supranational	Issuer	CUSIP	Coupon Rate	Yield Matur	Purchase Date	Maturity Date	Ending Par Val/Shares	Amor Value On 10/31/19	Ending Market Val	Ending Unit Price
Supranational	INTL BK RECON & DEVELOP	459058FF5	1.750	2.6580	02/01/19	04/19/23	5,000,000.00	4,849,214.27	5,026,000.00	1.005200
Total Count 1			1.750	2.6580			5,000,000.00	4,849,214.27	5,026,000.00	1.005200

Time Deposit	Issuer	CUSIP	Coupon Rate	Yield Matur	Purchase Date	Maturity Date	Ending Par Val/Shares	Amor Value On 10/31/19	Ending Market Val	Ending Unit Price
Time Deposit	PREMIER VALLEY BANK		2.323	2.3229	01/17/19	01/16/20	1,400,000.00	1,400,000.00	1,400,000.00	1.000000
Time Deposit	PREMIER VALLEY BANK		2.235	2.2349	03/28/19	03/26/20	1,400,000.00	1,400,000.00	1,400,000.00	1.000000
Time Deposit	PREMIER VALLEY BANK		2.186	2.1860	05/16/19	05/14/20	1,600,000.00	1,600,000.00	1,600,000.00	1.000000
Total Count 3			2.245	2.2451			4,400,000.00	4,400,000.00	4,400,000.00	1.000000

Treasury Note	Issuer	CUSIP	Coupon Rate	Yield Matur	Purchase Date	Maturity Date	Ending Par Val/Shares	Amor Value On 10/31/19	Ending Market Val	Ending Unit Price
Treasury Note	U.S. TREASURY	912828VA5	1.125	2.2700	03/05/18	04/30/20	10,000,000.00	9,943,390.29	9,976,200.00	0.997620
Treasury Note	U.S. TREASURY	912828XU9	1.500	2.2866	03/15/18	06/15/20	10,000,000.00	9,922,664.68	9,994,900.00	0.999490
Treasury Note	U.S. TREASURY	912828XH8	1.625	2.0917	01/18/18	06/30/20	5,000,000.00	4,977,027.99	5,000,000.00	1.000000
Treasury Note	U.S. TREASURY	912828NT3	2.625	2.0650	01/17/18	08/15/20	5,000,000.00	5,027,572.30	5,039,050.00	1.007810
Treasury Note	U.S. TREASURY	9128282V1	1.375	2.3636	02/28/18	09/15/20	10,000,000.00	9,902,862.25	9,981,600.00	0.998160
Treasury Note	U.S. TREASURY	912828M98	1.625	2.1032	01/17/18	11/30/20	5,000,000.00	4,964,878.26	5,000,600.00	1.000120
Treasury Note	U.S. TREASURY	912828N48	1.750	2.0091	12/26/17	12/31/20	5,000,000.00	4,980,954.04	5,007,250.00	1.001450
Treasury Note	U.S. TREASURY	9128284P2	2.625	2.6041	05/25/18	05/15/21	5,000,000.00	5,002,024.34	5,078,150.00	1.015630
Treasury Note	U.S. TREASURY	912828RC6	2.125	2.4645	04/02/18	08/15/21	5,000,000.00	4,967,066.13	5,047,850.00	1.009570
Treasury Note	U.S. TREASURY	912828G87	2.125	2.0047	05/30/19	12/31/21	5,000,000.00	5,014,589.72	5,061,350.00	1.012270
Treasury Note	U.S. TREASURY	9128282S8	1.625	2.2322	05/01/19	08/31/22	5,000,000.00	4,912,379.81	5,014,650.00	1.002930
Treasury Note	U.S. TREASURY	912828XX3	2.000	1.5701	10/18/19	06/30/24	5,000,000.00	5,126,891.30	5,103,320.00	1.020664
Total Count 12			1.744	2.1977			75,000,000.00	74,742,301.11	75,304,920.00	1.004066

US Sovereign Bond Guarantee	Issuer	CUSIP	Coupon Rate	Yield Matur	Purchase Date	Maturity Date	Ending Par Val/Shares	Amor Value On 10/31/19	Ending Market Val	Ending Unit Price
US Sovereign Bond Guarant	AID-ISRAEL	46513EGV8	5.500	2.5770	02/28/19	12/04/23	4,815,000.00	5,409,389.83	5,530,942.35	1.148690
Total Count 1			5.500	2.5770			4,815,000.00	5,409,389.83	5,530,942.35	1.148690

Investment Total			2.193	2.2531			579,798,965.74	581,149,509.84	586,743,481.29	1.011977
-------------------------	--	--	--------------	---------------	--	--	-----------------------	-----------------------	-----------------------	-----------------