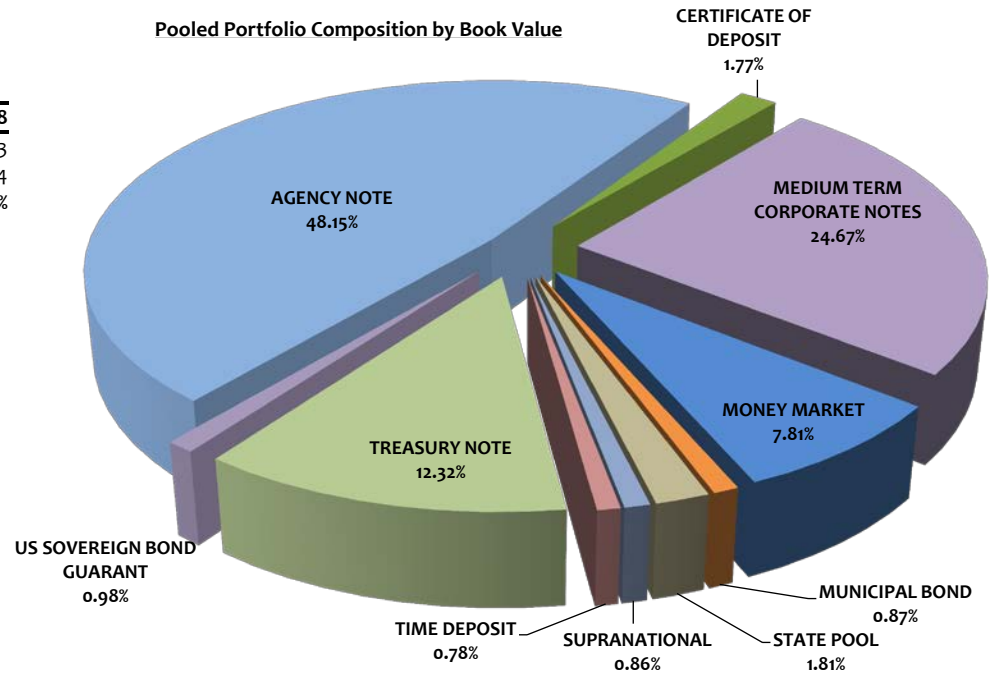





ASSET ALLOCATION						
Assets	Current Par Value	Current Book Value	Market Value	Mkt/Book	Yield to Maturity	
AGENCY NOTE	\$271,300,000	\$271,413,611	\$269,897,441	99.44%	2.01%	
CERTIFICATE OF DEPOSIT	10,000,000	10,000,000	10,283,272	102.83%	3.07%	
MEDIUM TERM CORPORATE NOTES	139,460,000	139,034,280	139,562,672	100.38%	2.91%	
MONEY MARKET	44,000,000	44,000,000	44,000,000	100.00%	2.41%	
MUNICIPAL BOND	5,000,000	4,876,177	4,960,900	101.74%	2.84%	
STATE POOL	10,205,487	10,205,487	10,205,487	100.00%	2.45%	
SUPRANATIONAL	5,000,000	4,828,789	4,891,650	101.30%	2.66%	
TIME DEPOSIT	4,400,000	4,400,000	4,400,000	100.00%	2.25%	
TREASURY NOTE	70,000,000	69,423,755	69,450,800	100.04%	2.26%	
US SOVEREIGN BOND GUARANT	4,815,000	5,503,403	5,452,891	99.08%	2.58%	
Totals	\$564,180,487	\$563,685,501	\$563,105,114	99.90%	2.34%	

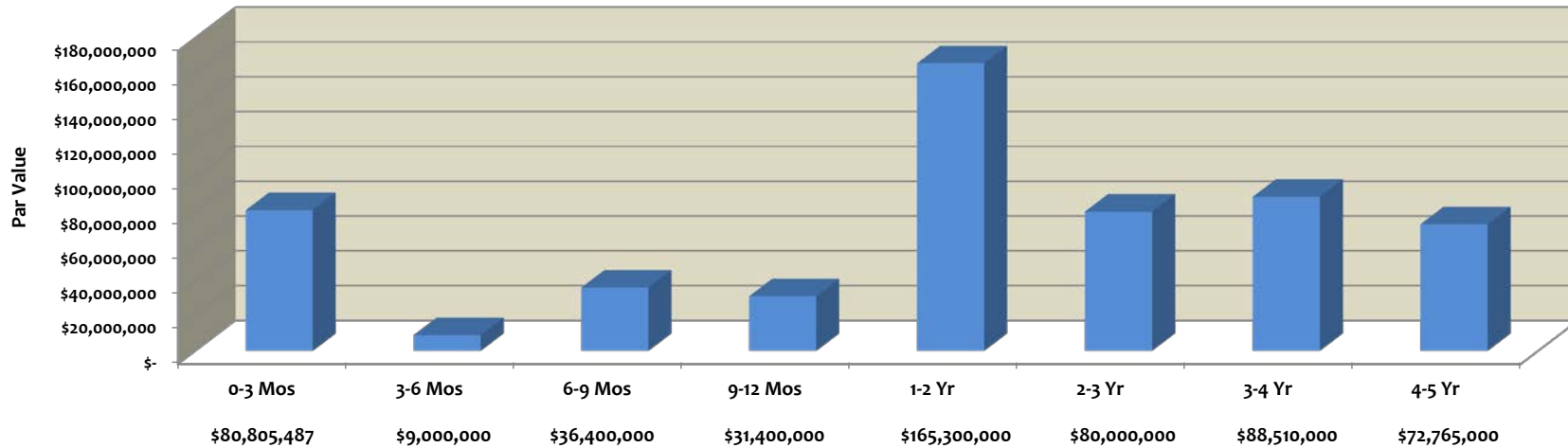
Portfolio Breakdown & Statistics		
	April 30, 2019	April 30, 2018
AMORTIZED COST	\$563,685,501	\$507,606,823
AVERAGE DAYS TO MATURITY	741	754
CURRENT MONTH RETURN ON INVEST	2.23%	1.82%
EARNED INTEREST-CURR MONTH	\$1,009,755	\$738,415
EARNED INTEREST	\$8,968,699	\$5,442,258





MATURITY DISTRIBUTION										
Current Par Value	0-3 Mos	3-6 Mos	6-9 Mos	9-12 Mos	1-2 Yr	2-3 Yr	3-4 Yr	4-5 Yr	Totals	
AGENCY NOTE	\$ 25,000,000	-	\$ 35,000,000	\$ 15,000,000	\$ 95,300,000	\$ 45,000,000	\$ 31,000,000	\$ 25,000,000	\$ 271,300,000	
MEDIUM TERM CORPORATE NOTES	-	9,000,000	-	15,000,000	10,000,000	20,000,000	52,510,000	32,950,000	139,460,000	
MONEY MARKET	44,000,000	-	-	-	-	-	-	-	44,000,000	
STATE POOL	10,205,487	-	-	-	-	-	-	-	10,205,487	
TIME DEPOSIT	1,600,000	-	1,400,000	1,400,000	-	-	-	-	4,400,000	
TREASURY NOTE	-	-	-	-	60,000,000	10,000,000	-	-	70,000,000	
CERTIFICATE OF DEPOSIT	-	-	-	-	-	5,000,000	-	5,000,000	10,000,000	
MUNICIPAL BOND	-	-	-	-	-	-	-	5,000,000	5,000,000	
SUPRANATIONAL	-	-	-	-	-	-	5,000,000	-	5,000,000	
US SOVEREIGN BOND GUARANT	-	-	-	-	-	-	-	4,815,000	4,815,000	
Totals	\$ 80,805,487	\$ 9,000,000	\$ 36,400,000	\$ 31,400,000	\$ 165,300,000	\$ 80,000,000	\$ 88,510,000	\$ 72,765,000	\$564,180,487	
% of Portfolio	14.32%	1.60%	6.45%	5.57%	29.30%	14.18%	15.69%	12.90%	100.00%	

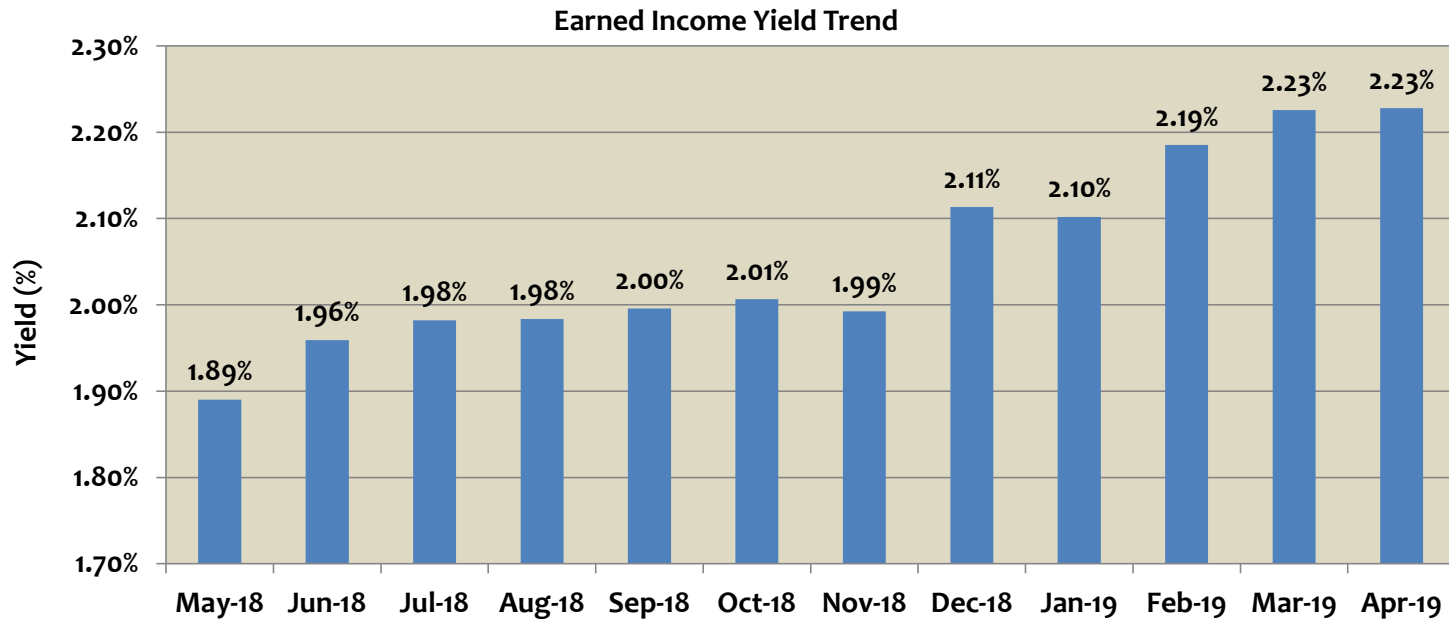
Maturity Distribution
April 30, 2019





PORTFOLIO - EARNED INCOME YIELD

Month	Earned Income Yield
May-18	1.89%
Jun-18	1.96%
Jul-18	1.98%
Aug-18	1.98%
Sep-18	2.00%
Oct-18	2.01%
Nov-18	1.99%
Dec-18	2.11%
Jan-19	2.10%
Feb-19	2.19%
Mar-19	2.23%
Apr-19	2.23%



In accordance with State Law, the Finance Director certifies that the securities held in the City Investment Portfolio, comply with City policies. The Finance Director further certifies that the City has Operating Funds available to meet its expenditure requirements for the next six months.

Amortized Cost - the total amount at which investments are carried on the City books. This amount includes the amortization and accretion of premiums and discounts, respectively.

Market Value - the total amount at which investments are being sold in the market. Market prices are provided by the Bank of New York.

Maturity Value - (also referred to as "par value") the total amount of the face or stated value of the investments at maturity.

Average Days to Maturity - the average time in days left in the maturity of the investments.

Monthly Yield - the rate of return on investments as expressed in a percentage.

Earned Interest - the amount of income realized by all investments.



Agency Note	Issuer	CUSIP	Coupon Rate	Yield Matur	Purchase Date	Maturity Date	Ending Par Val/Shares	Amor Value On 04/30/19	Ending Market Val	Ending Unit Price
Agency Note	FED FARM CREDIT BANK	3133EGLG8	1.370	1.3823	07/13/16	10/13/20	10,000,000.00	9,998,180.63	9,861,900.00	0.986190
Agency Note	FED FARM CREDIT BANK	3133EGLH6	1.420	1.4200	07/12/16	01/12/21	10,000,000.00	10,000,000.00	9,848,300.00	0.984830
Agency Note	FED FARM CREDIT BANK	3133EFWB9	2.821	2.0732	01/22/16	01/22/21	5,000,000.00	5,000,000.00	5,022,350.00	1.004470
Agency Note	FED FARM CREDIT BANK	3133EHKW2	2.000	2.0000	05/25/17	02/25/22	5,000,000.00	5,000,000.00	4,952,850.00	0.990570
Agency Note	FED FARM CREDIT BANK	3133EKBW5	2.610	2.6100	02/27/19	02/27/24	5,000,000.00	5,000,000.00	5,045,450.00	1.009090
Agency Note	FED HOME LOAN BANK	3130ADMR0	2.250	2.2500	02/15/18	05/15/20	10,000,000.00	10,000,000.00	9,981,000.00	0.998100
Agency Note	FED HOME LOAN BANK	3134GBH21	1.700	1.7120	09/29/17	09/29/20	3,000,000.00	2,999,468.29	2,971,530.00	0.990510
Agency Note	FED HOME LOAN BANK	3130A7CL7	1.690	1.7215	03/04/16	02/26/21	600,000.00	599,629.53	592,896.00	0.988160
Agency Note	FED HOME LOAN BANK	3130A7QK4	1.700	1.7000	04/26/16	04/26/21	10,000,000.00	10,000,000.00	9,865,200.00	0.986520
Agency Note	FED HOME LOAN BANK	3130A9F89	1.625	1.6250	09/30/16	09/30/21	10,000,000.00	10,000,000.00	9,830,500.00	0.983050
Agency Note	FED HOME LOAN BANK	313378WG2	2.500	2.4593	03/12/19	03/11/22	5,000,000.00	5,006,197.22	5,023,050.00	1.004610
Agency Note	FED HOME LOAN BANK	3130AFTE7	2.770	2.7700	01/30/19	07/29/22	5,000,000.00	5,000,000.00	5,009,750.00	1.001950
Agency Note	FED HOME LOAN BANK	3130ACF66	2.150	2.1394	09/26/17	09/26/22	6,000,000.00	6,002,133.27	5,938,140.00	0.989690
Agency Note	FED HOME LOAN BANK	3130A3KM5	2.500	2.3160	12/27/17	12/09/22	5,000,000.00	5,034,945.24	5,032,600.00	1.006520
Agency Note	FED HOME LOAN BANK	3130ADR9	2.750	2.5800	03/04/19	03/10/23	5,000,000.00	5,032,107.21	5,083,750.00	1.016750
Agency Note	FED HOME LOAN BANK	3130AFRW9	2.700	2.5516	02/26/19	08/28/23	5,000,000.00	5,031,355.41	5,078,400.00	1.015680
Agency Note	FED HOME LOAN BANK	3130A0XE5	3.250	2.5800	03/08/19	03/08/24	5,000,000.00	5,156,200.00	5,199,800.00	1.039960
Agency Note	FED HOME LOAN MORT CORP	3134G9HWO	1.250	1.2500	05/26/16	11/26/19	10,000,000.00	10,000,000.00	9,932,000.00	0.993200
Agency Note	FED HOME LOAN MORT CORP	3134G9WV5	1.300	1.3000	07/07/16	01/07/20	15,000,000.00	15,000,000.00	14,884,950.00	0.992330
Agency Note	FED HOME LOAN MORT CORP	3134GBET5	1.800	2.1608	01/26/18	04/13/20	5,000,000.00	4,982,249.71	4,966,750.00	0.993350
Agency Note	FED HOME LOAN MORT CORP	3134GAMB7	1.375	1.3750	10/06/16	07/06/20	10,000,000.00	10,000,000.00	9,882,100.00	0.988210
Agency Note	FED HOME LOAN MORT CORP	3134GBX56	2.250	2.3100	01/30/18	11/24/20	10,000,000.00	9,988,332.27	9,976,500.00	0.997650
Agency Note	FED HOME LOAN MORT CORP	3134G8L31	1.500	4.0041	02/26/16	02/26/21	5,000,000.00	4,999,490.59	4,984,650.00	0.996930
Agency Note	FED HOME LOAN MORT CORP	3134G8Y29	1.500	4.1117	04/28/16	04/28/21	12,000,000.00	11,990,214.25	11,928,720.00	0.994060
Agency Note	FED HOME LOAN MORT CORP	3134G9UM7	1.500	2.0881	06/30/16	06/30/21	10,000,000.00	10,000,000.00	9,881,100.00	0.988110
Agency Note	FED HOME LOAN MORT CORP	3134GBMX7	2.020	2.0200	05/24/17	11/24/21	10,000,000.00	10,000,000.00	9,888,100.00	0.988810
Agency Note	FED HOME LOAN MORT CORP	3134GBNJ7	2.125	2.1356	05/25/17	05/25/22	10,000,000.00	9,996,444.64	9,937,600.00	0.993760
Agency Note	FED HOME LOAN MORT CORP	3134GSX91	2.810	2.8100	02/07/19	11/07/23	10,000,000.00	10,000,000.00	10,017,600.00	1.001760
Agency Note	FEDERAL NAT MORTGAGE ASSOC	3135G0K93	1.250	1.2500	06/28/16	06/28/19	15,000,000.00	15,000,000.00	14,970,150.00	0.998010
Agency Note	FEDERAL NAT MORTGAGE ASSOC	3135G0K93	1.250	1.2500	06/28/16	06/28/19	10,000,000.00	10,000,000.00	9,980,100.00	0.998010
Agency Note	FEDERAL NAT MORTGAGE ASSOC	3136G4DA8	1.200	1.2000	09/30/16	12/30/19	10,000,000.00	10,000,000.00	9,924,500.00	0.992450
Agency Note	FEDERAL NAT MORTGAGE ASSOC	3136G4DB6	1.250	1.2500	09/30/16	03/30/20	10,000,000.00	10,000,000.00	9,899,800.00	0.989980
Agency Note	FEDERAL NAT MORTGAGE ASSOC	3136G37H2	1.500	1.5000	09/30/16	03/30/21	4,700,000.00	4,700,000.00	4,627,855.00	0.984650
Agency Note	FEDERAL NAT MORTGAGE ASSOC	3136G3DV4	2.000	3.2500	03/30/16	03/30/21	5,000,000.00	5,000,000.00	4,938,900.00	0.987780
Agency Note	FEDERAL NAT MORTGAGE ASSOC	3135G0T45	1.875	2.5955	12/27/18	04/05/22	5,000,000.00	4,896,662.25	4,938,600.00	0.987720
Total Count 35			1.813	2.0056			271,300,000.00	271,413,610.51	269,897,441.00	0.994830

Certificate of Deposit	Issuer	CUSIP	Coupon Rate	Yield Matur	Purchase Date	Maturity Date	Ending Par Val/Shares	Amor Value On 04/30/19	Ending Market Val	Ending Unit Price
Certificate of Deposit	WELLS FARGO BANK	949763XG6	2.900	2.9000	01/30/19	01/31/22	5,000,000.00	5,000,000.00	5,077,241.12	1.015448
Certificate of Deposit	WELLS FARGO BANK	949763WR3	3.350	3.3500	01/09/19	01/09/24	1,000,000.00	1,000,000.00	1,046,455.78	1.046456
Certificate of Deposit	WELLS FARGO BANK	949763WU6	3.200	3.2000	01/18/19	01/18/24	4,000,000.00	4,000,000.00	4,159,574.72	1.039894
Total Count 3			3.065	3.0650			10,000,000.00	10,000,000.00	10,283,271.62	1.028327

Medium Term Corporate Note	Issuer	CUSIP	Coupon Rate	Yield Matur	Purchase Date	Maturity Date	Ending Par Val/Shares	Amor Value On 04/30/19	Ending Market Val	Ending Unit Price
Medium Term Corporate Note	AMERICAN HONDA FINANCE	02665WCQ2	3.625	3.1518	02/15/19	10/10/23	3,000,000.00	3,059,125.34	3,107,700.00	1.035900
Medium Term Corporate Note	AMERICAN HONDA FINANCE	02665WCQ2	3.625	3.1400	02/25/19	10/10/23	2,000,000.00	2,040,409.41	2,071,800.00	1.035900
Medium Term Corporate Note	APPLE INC	037833BU3	2.850	2.7654	03/06/19	02/23/23	3,510,000.00	3,524,668.88	3,532,604.40	1.006440
Medium Term Corporate Note	BANK OF AMERICA	06051GFZ7	2.503	2.9110	01/29/18	10/21/22	5,000,000.00	4,932,589.54	4,931,800.00	0.986360
Medium Term Corporate Note	BANK OF NEW YORK	06406HCS6	3.650	3.1079	03/01/19	02/04/24	2,950,000.00	3,030,527.63	3,047,468.00	1.033040
Medium Term Corporate Note	Berkshire Hathaway Inc.	084670BR8	2.750	3.3102	12/18/18	03/15/23	5,000,000.00	4,895,855.58	5,013,450.00	1.002690
Medium Term Corporate Note	CATERPILLAR, INC.	14913QAA7	2.400	2.6510	01/29/18	06/06/22	5,000,000.00	4,958,318.75	4,949,250.00	0.989850
Medium Term Corporate Note	CHEVRON CORP	166764AH3	3.191	3.5000	11/26/18	06/24/23	5,000,000.00	4,942,792.51	5,100,950.00	1.020190
Medium Term Corporate Note	CITIBANK NA	17325FAJ7	2.125	3.1900	10/18/18	10/20/20	5,000,000.00	4,922,606.86	4,957,950.00	0.991590
Medium Term Corporate Note	CITIBANK NA	17325FAQ1	3.400	3.2253	01/16/19	07/23/21	5,000,000.00	5,020,819.98	5,073,100.00	1.014620
Medium Term Corporate Note	CREDIT SUISSE	22548QG74	2.250	2.5000	09/20/16	09/20/21	5,000,000.00	5,000,000.00	4,854,400.00	0.970880
Medium Term Corporate Note	GENERAL ELECTRIC CORP	36962G6S8	3.100	3.1193	01/29/18	01/09/23	5,000,000.00	4,996,396.73	4,990,700.00	0.998140
Medium Term Corporate Note	HSBC USA INC	40435FLJ4	2.250	2.6128	11/15/17	11/15/22	5,000,000.00	5,000,000.00	4,978,650.00	0.995730
Medium Term Corporate Note	HSBC USA INC	40435FWK9	3.000	3.4575	05/02/18	05/02/23	10,000,000.00	10,000,000.00	9,890,900.00	0.989090
Medium Term Corporate Note	IBM CREDIT CORP	44932HAC7	2.200	2.3040	09/15/17	09/08/22	6,000,000.00	5,979,130.77	5,889,420.00	0.981570
Medium Term Corporate Note	JP MORGAN CHASE	48127HAA7	2.200	2.1903	03/04/16	10/22/19	3,000,000.00	3,000,143.38	2,993,610.00	0.997870
Medium Term Corporate Note	MERCK & CO INC	58933YAS4	1.850	2.5572	06/01/18	02/10/20	5,000,000.00	4,965,305.76	4,974,600.00	0.994920
Medium Term Corporate Note	NEW YORK LIFE	64952WDG5	2.875	2.7501	04/26/19	04/10/24	5,000,000.00	5,035,088.89	5,010,550.00	1.002110
Medium Term Corporate Note	ORACLE	68389XBL8	2.400	2.9284	02/13/19	09/15/23	5,000,000.00	4,889,356.90	4,923,850.00	0.984770
Medium Term Corporate Note	PRICOA GLOBAL FUNDING	741531FA0	3.450	3.1799	02/04/19	09/01/23	5,000,000.00	5,056,220.39	5,110,800.00	1.022160
Medium Term Corporate Note	ROYAL BANK OF CANADA	78010UWM5	3.092	2.0280	09/30/14	09/30/19	6,000,000.00	5,998,743.94	6,048,000.00	1.008000
Medium Term Corporate Note	ROYAL BANK OF CANADA	780082AA1	1.875	2.3000	01/16/18	02/05/20	10,000,000.00	9,958,217.74	9,940,600.00	0.994060
Medium Term Corporate Note	TOYOTA MOTOR CREDIT CORP	89236TCQ6	2.800	3.1012	04/19/18	07/13/22	3,000,000.00	2,970,248.31	3,016,620.00	1.005540
Medium Term Corporate Note	U.S. BANCORP	91159HHP8	2.625	3.2771	05/24/18	01/24/22	5,000,000.00	4,907,564.25	4,995,800.00	0.999160
Medium Term Corporate Note	U.S. BANCORP	91159HHC7	3.000	2.7951	03/08/19	03/15/22	5,000,000.00	5,029,287.51	5,039,250.00	1.007850
Medium Term Corporate Note	US Bank NA Cincinnati	90331HNV1	3.400	3.4812	11/26/18	07/24/23	5,000,000.00	4,986,469.28	5,119,800.00	1.023960
Medium Term Corporate Note	WELLS FARGO BANK	94988J5N3	2.600	3.3600	11/06/18	01/15/21	5,000,000.00	4,927,087.82	4,989,500.00	0.997900
Medium Term Corporate Note	WELLS FARGO BANK	949746SK8	3.069	3.0299	01/30/18	01/24/23	5,000,000.00	5,007,303.63	5,009,550.00	1.001910
Total Count 28			2.732	2.9103			139,460,000.00	139,034,279.78	139,562,672.40	1.000736

Money Market	Issuer	CUSIP	Coupon Rate	Yield Matur	Purchase Date	Maturity Date	Ending Par Val/Shares	Amor Value On 04/30/19	Ending Market Val	Ending Unit Price
Money Market	FIDELITY INVESTMENTS		2.406	2.4056	12/10/90	Open	44,000,000.00	44,000,000.00	44,000,000.00	1.000000
Total Count 1			2.406	2.4056			44,000,000.00	44,000,000.00	44,000,000.00	1.000000

Municipal Bond	Issuer	CUSIP	Coupon Rate	Yield Matur	Purchase Date	Maturity Date	Ending Par Val/Shares	Amor Value On 04/30/19	Ending Market Val	Ending Unit Price
Municipal Bond	STATE OF CALIFORNIA	13063DDG0	2.250	2.8401	01/22/19	10/01/23	5,000,000.00	4,876,176.83	4,960,900.00	0.992180
Total Count 1			2.250	2.8401			5,000,000.00	4,876,176.83	4,960,900.00	0.992180

State Pool	Issuer	CUSIP	Coupon Rate	Yield Matur	Purchase Date	Maturity Date	Ending Par Val/Shares	Amor Value On 04/30/19	Ending Market Val	Ending Unit Price
State Pool	STATE OF CALIFORNIA		2.450	2.4500	01/01/88	Open	7,879,287.23	7,879,287.23	7,879,287.23	1.000000
State Pool	STATE OF CALIFORNIA		2.450	2.4500	11/30/01	Open	2,326,200.07	2,326,200.07	2,326,200.07	1.000000
Total Count 2			2.450	2.4500			10,205,487.30	10,205,487.30	10,205,487.30	1.000000

<i>Supranational</i>	<i>Issuer</i>	<i>CUSIP</i>	<i>Coupon Rate</i>	<i>Yield Matur</i>	<i>Purchase Date</i>	<i>Maturity Date</i>	<i>Ending Par Val/Shares</i>	<i>Amor Value On 04/30/19</i>	<i>Ending Market Val</i>	<i>Ending Unit Price</i>
Supranational	INTL BK RECON & DEVELOP	459058FF5	1.750	2.6580	02/01/19	04/19/23	5,000,000.00	4,828,788.64	4,891,650.00	0.978330
Total Count 1			1.750	2.6580			5,000,000.00	4,828,788.64	4,891,650.00	0.978330

<i>Time Deposit</i>	<i>Issuer</i>	<i>CUSIP</i>	<i>Coupon Rate</i>	<i>Yield Matur</i>	<i>Purchase Date</i>	<i>Maturity Date</i>	<i>Ending Par Val/Shares</i>	<i>Amor Value On 04/30/19</i>	<i>Ending Market Val</i>	<i>Ending Unit Price</i>
Time Deposit	PREMIER VALLEY BANK		2.196	2.1958	11/15/18	05/16/19	1,600,000.00	1,600,000.00	1,600,000.00	1.000000
Time Deposit	PREMIER VALLEY BANK		2.323	2.3229	01/17/19	01/16/20	1,400,000.00	1,400,000.00	1,400,000.00	1.000000
Time Deposit	PREMIER VALLEY BANK		2.235	2.2349	03/28/19	03/26/20	1,400,000.00	1,400,000.00	1,400,000.00	1.000000
Total Count 3			2.249	2.2487			4,400,000.00	4,400,000.00	4,400,000.00	1.000000

<i>Treasury Note</i>	<i>Issuer</i>	<i>CUSIP</i>	<i>Coupon Rate</i>	<i>Yield Matur</i>	<i>Purchase Date</i>	<i>Maturity Date</i>	<i>Ending Par Val/Shares</i>	<i>Amor Value On 04/30/19</i>	<i>Ending Market Val</i>	<i>Ending Unit Price</i>
Treasury Note	U.S. TREASURY	912828VA5	1.125	2.2700	03/05/18	04/30/20	10,000,000.00	9,887,415.90	9,875,800.00	0.987580
Treasury Note	U.S. TREASURY	912828XU9	1.500	2.2866	03/15/18	06/15/20	10,000,000.00	9,884,651.43	9,903,100.00	0.990310
Treasury Note	U.S. TREASURY	912828XH8	1.625	2.0917	01/18/18	06/30/20	5,000,000.00	4,965,720.00	4,957,050.00	0.991410
Treasury Note	U.S. TREASURY	912828NT3	2.625	2.0650	01/17/18	08/15/20	5,000,000.00	5,041,147.48	5,017,800.00	1.003560
Treasury Note	U.S. TREASURY	9128282V1	1.375	2.3636	02/28/18	09/15/20	10,000,000.00	9,855,142.65	9,870,700.00	0.987070
Treasury Note	U.S. TREASURY	912828M98	1.625	2.1032	01/17/18	11/30/20	5,000,000.00	4,953,413.83	4,945,900.00	0.989180
Treasury Note	U.S. TREASURY	912828N48	1.750	2.0091	12/26/17	12/31/20	5,000,000.00	4,974,731.24	4,953,900.00	0.990780
Treasury Note	U.S. TREASURY	912828N48	1.750	2.2646	01/30/18	12/31/20	10,000,000.00	9,899,936.63	9,907,800.00	0.990780
Treasury Note	U.S. TREASURY	9128284P2	2.625	2.6041	05/25/18	05/15/21	5,000,000.00	5,002,514.27	5,033,800.00	1.006760
Treasury Note	U.S. TREASURY	912828RC6	2.125	2.4645	04/02/18	08/15/21	5,000,000.00	4,959,081.57	4,984,950.00	0.996990
Total Count 10			1.708	2.2646			70,000,000.00	69,423,755.00	69,450,800.00	0.992154

<i>US Sovereign Bond Guarantee</i>	<i>Issuer</i>	<i>CUSIP</i>	<i>Coupon Rate</i>	<i>Yield Matur</i>	<i>Purchase Date</i>	<i>Maturity Date</i>	<i>Ending Par Val/Shares</i>	<i>Amor Value On 04/30/19</i>	<i>Ending Market Val</i>	<i>Ending Unit Price</i>
US Sovereign Bond Guarantee	AID-ISRAEL	46513EGV8	5.500	2.5770	02/28/19	12/04/23	4,815,000.00	5,503,402.75	5,452,891.20	1.132480
Total Count 1			5.500	2.5770			4,815,000.00	5,503,402.75	5,452,891.20	1.132480

Investment Total			2.149	2.3388			564,180,487.30	563,685,500.81	563,105,113.52	0.998094
-------------------------	--	--	--------------	---------------	--	--	-----------------------	-----------------------	-----------------------	-----------------