

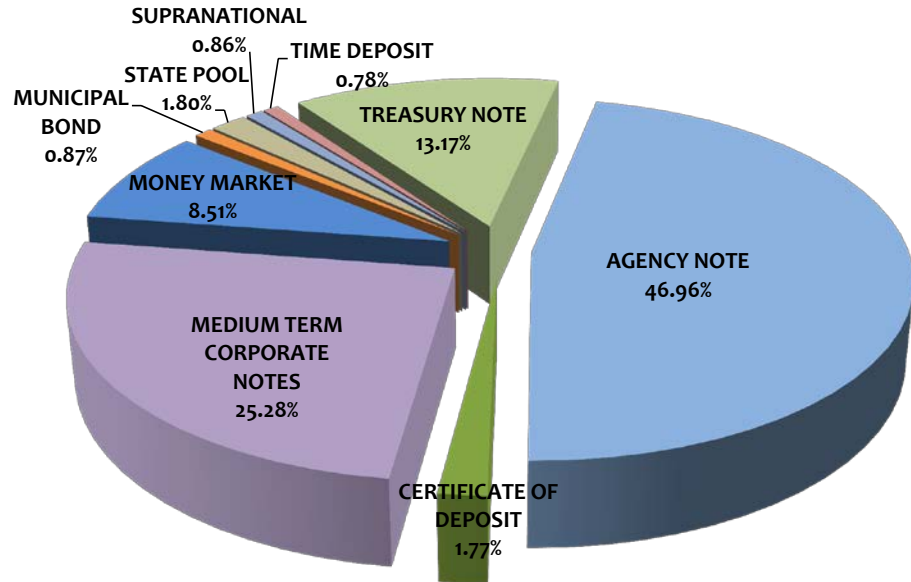


ASSET ALLOCATION


Assets	Current Par Value	Current Book Value	Market Value	Mkt/Book	Yield to Maturity
AGENCY NOTE	\$265,040,000	\$264,954,206	\$262,133,182	98.94%	1.97%
CERTIFICATE OF DEPOSIT	10,000,000	10,000,000	10,202,367	102.02%	3.07%
MEDIUM TERM CORPORATE NOTES	143,000,000	142,606,722	142,164,230	99.69%	2.75%
MONEY MARKET	48,000,000	48,000,000	48,000,000	100.00%	2.36%
MUNICIPAL BOND	5,000,000	4,905,838	4,867,700	99.22%	2.84%
STATE POOL	10,141,869	10,141,869	10,141,869	100.00%	2.43%
SUPRANATIONAL	5,000,000	4,844,742	4,832,000	99.74%	2.66%
TIME DEPOSIT	4,400,000	4,400,000	4,400,000	100.00%	2.19%
TREASURY NOTE	75,000,000	74,328,563	74,143,550	99.75%	2.20%
US SOVERIEGN BOND GUARANT	4,815,000	5,503,403	5,422,557	98.53%	2.58%
Totals	\$570,396,869	\$569,685,342	\$566,307,455	99.41%	2.28%

Portfolio Breakdown & Statistics

	February 28, 2019	February 28, 2018
AMORTIZED COST	\$569,685,342	\$494,414,334
AVERAGE DAYS TO MATURITY	715	736
CURRENT MONTH RETURN ON INVEST	2.19%	1.66%
EARNED INTEREST-CURR MONTH	\$988,479	\$647,542
EARNED INTEREST	\$6,919,646	\$3,973,481



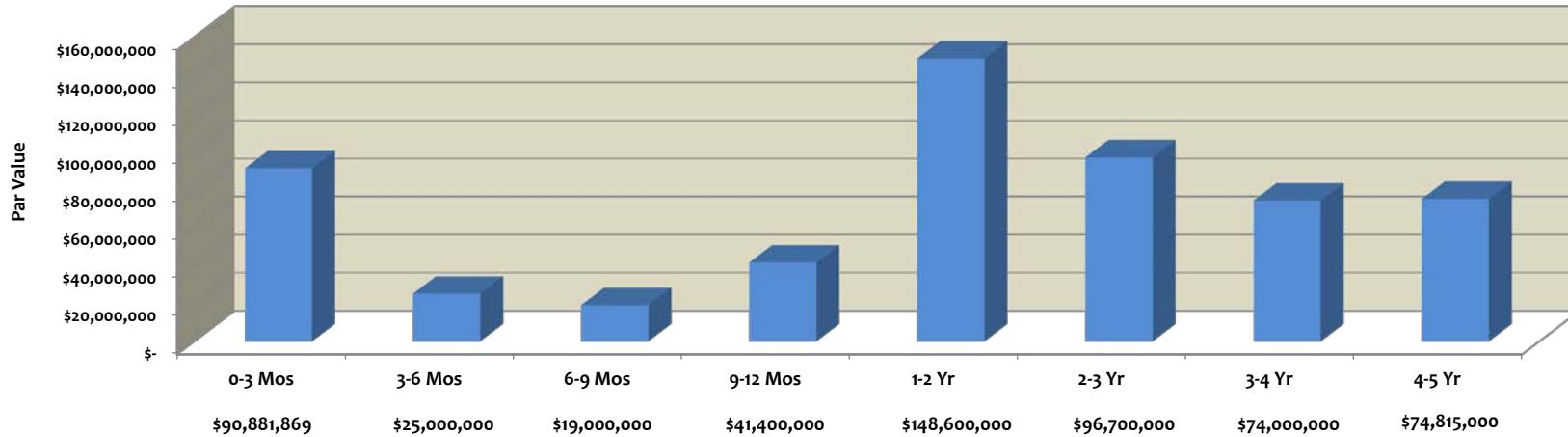
Pooled Portfolio Composition by Book Value



MATURITY DISTRIBUTION

Current Par Value	0-3 Mos	3-6 Mos	6-9 Mos	9-12 Mos	1-2 Yr	2-3 Yr	3-4 Yr	4-5 Yr	Totals
AGENCY NOTE	\$ 4,740,000	\$ 25,000,000	\$ 10,000,000	\$ 25,000,000	\$ 78,600,000	\$ 66,700,000	\$ 35,000,000	\$ 20,000,000	\$265,040,000
MEDIUM TERM CORPORATE NOTES	20,000,000	-	9,000,000	15,000,000	10,000,000	15,000,000	39,000,000	35,000,000	143,000,000
MONEY MARKET	48,000,000	-	-	-	-	-	-	-	48,000,000
STATE POOL	10,141,869	-	-	-	-	-	-	-	10,141,869
TIME DEPOSIT	3,000,000	-	-	1,400,000	-	-	-	-	4,400,000
TREASURY NOTE	5,000,000	-	-	-	60,000,000	10,000,000	-	-	75,000,000
CERTIFICATE OF DEPOSIT	-	-	-	-	-	5,000,000	-	5,000,000	10,000,000
MUNICIPAL BOND	-	-	-	-	-	-	-	5,000,000	5,000,000
SUPRANATIONAL	-	-	-	-	-	-	-	5,000,000	5,000,000
US SOVEREIGN BOND GUARANT	-	-	-	-	-	-	-	4,815,000	4,815,000
Totals	\$ 90,881,869	\$ 25,000,000	\$ 19,000,000	\$ 41,400,000	\$ 148,600,000	\$ 96,700,000	\$ 74,000,000	\$ 74,815,000	\$570,396,869
% of Portfolio	15.93%	4.38%	3.33%	7.26%	26.05%	16.95%	12.97%	13.12%	100.00%

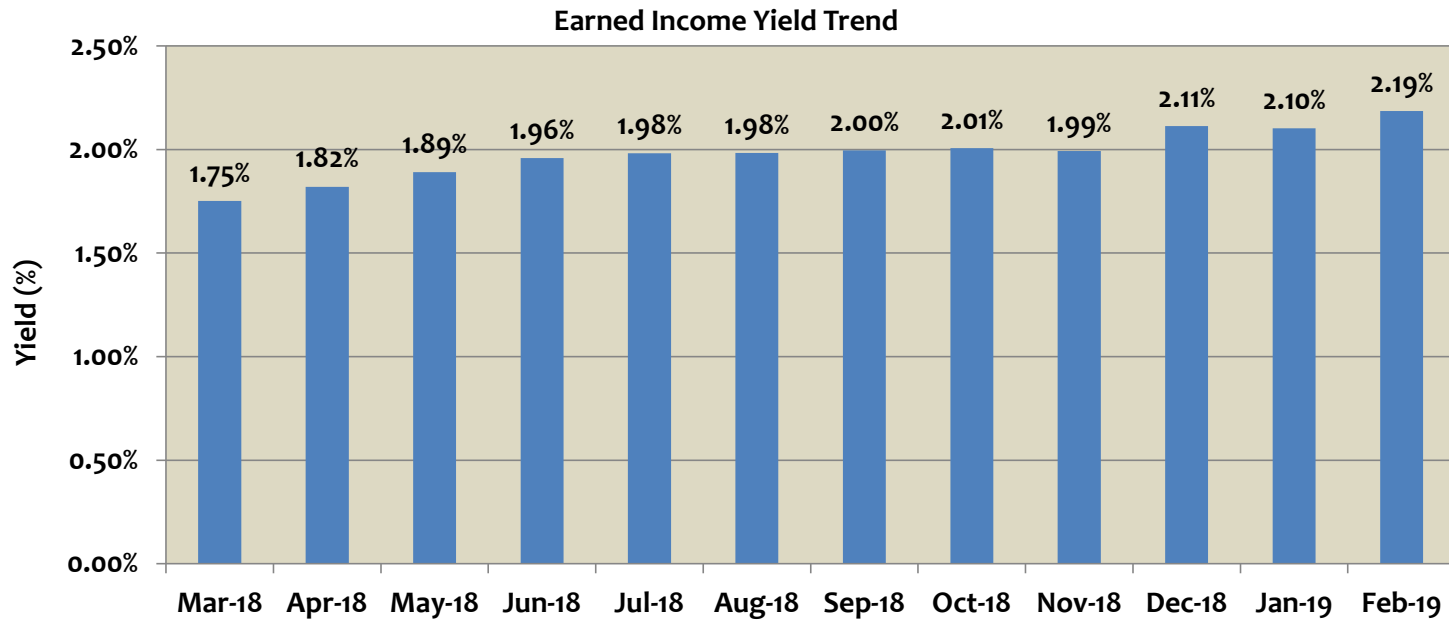
Maturity Distribution
February 28, 2019





PORTFOLIO - EARNED INCOME YIELD

Month	Earned Income Yield
Mar-18	1.75%
Apr-18	1.82%
May-18	1.89%
Jun-18	1.96%
Jul-18	1.98%
Aug-18	1.98%
Sep-18	2.00%
Oct-18	2.01%
Nov-18	1.99%
Dec-18	2.11%
Jan-19	2.10%
Feb-19	2.19%



In accordance with State Law, the Finance Director certifies that the securities held in the City Investment Portfolio, comply with City policies. The Finance Director further certifies that the City has Operating Funds available to meet its expenditure requirements for the next six months.

Amortized Cost - the total amount at which investments are carried on the City books. This amount includes the amortization and accretion of premiums and discounts, respectively.

Market Value - the total amount at which investments are being sold in the market. Market prices are provided by the Bank of New York.

Maturity Value - (also referred to as "par value") the total amount of the face or stated value of the investments at maturity.

Average Days to Maturity - the average time in days left in the maturity of the investments.

Monthly Yield - the rate of return on investments as expressed in a percentage.

Earned Interest - the amount of income realized by all investments.

Agency Note	Issuer	CUSIP	Coupon Rate	Yield Matur	Purchase Date	Maturity Date	Ending Par Val/Shares	Amor Value On 02/28/19	Ending Market Val	Ending Unit Price
Agency Note	FED FARM CREDIT BANK	3133EFWB9	2.821	2.8821	01/22/16	01/22/21	5,000,000.00	5,000,000.00	5,026,400.00	1.005280
Agency Note	FED FARM CREDIT BANK	3133EGLH6	1.420	1.4200	07/12/16	01/12/21	10,000,000.00	10,000,000.00	9,791,900.00	0.979190
Agency Note	FED FARM CREDIT BANK	3133EGLG8	1.370	1.3823	07/13/16	10/13/20	10,000,000.00	9,996,988.44	9,809,200.00	0.980920
Agency Note	FED FARM CREDIT BANK	3133EHKW2	2.000	2.0000	05/25/17	02/25/22	5,000,000.00	5,000,000.00	4,919,750.00	0.983950
Agency Note	FED FARM CREDIT BANK	3133EKBW5	2.610	2.6100	02/27/19	02/27/24	5,000,000.00	5,000,000.00	4,988,850.00	0.997770
Agency Note	FED HOME LOAN BANK	3130A7QK4	1.700	1.7000	04/26/16	04/26/21	10,000,000.00	10,000,000.00	9,800,700.00	0.980070
Agency Note	FED HOME LOAN BANK	3130A9F89	1.625	1.6250	09/30/16	09/30/21	10,000,000.00	10,000,000.00	9,767,800.00	0.976780
Agency Note	FED HOME LOAN BANK	3130ACF66	2.150	2.1394	09/26/17	09/26/22	6,000,000.00	6,002,425.26	5,885,340.00	0.980890
Agency Note	FED HOME LOAN BANK	3134GBH21	1.700	1.7120	09/29/17	09/29/20	3,000,000.00	2,999,294.05	2,959,560.00	0.986520
Agency Note	FED HOME LOAN BANK	3130A3KM5	2.500	2.3160	12/27/17	12/09/22	5,000,000.00	5,034,945.24	4,978,200.00	0.995640
Agency Note	FED HOME LOAN BANK	3130ADMRO	2.250	2.2500	02/15/18	05/15/20	10,000,000.00	10,000,000.00	9,959,600.00	0.995960
Agency Note	FED HOME LOAN BANK	3130AFTE7	2.770	2.7700	01/30/19	07/29/22	5,000,000.00	5,000,000.00	5,002,000.00	1.000400
Agency Note	FED HOME LOAN BANK	3130AFRW9	2.700	2.5516	02/26/19	08/28/23	5,000,000.00	5,031,355.41	5,017,850.00	1.003570
Agency Note	FED HOME LOAN BANK	3130A7CL7	1.690	1.7215	03/04/16	02/26/21	600,000.00	599,629.53	590,076.00	0.983460
Agency Note	FED HOME LOAN BANK	3130A86L2	1.200	1.2000	06/10/16	03/01/19	4,740,000.00	4,740,000.00	4,740,000.00	1.000000
Agency Note	FED HOME LOAN BANK	3130ACAT1	2.450	4.5374	02/27/18	09/13/22	4,000,000.00	3,995,023.24	4,000,480.00	1.000120
Agency Note	FED HOME LOAN MORT CORP	3134GAMB7	1.375	1.3750	10/06/16	07/06/20	10,000,000.00	10,000,000.00	9,843,200.00	0.984320
Agency Note	FED HOME LOAN MORT CORP	3134GBMX7	2.020	2.0200	05/24/17	11/24/21	10,000,000.00	10,000,000.00	9,823,900.00	0.982390
Agency Note	FED HOME LOAN MORT CORP	3134GBNJ7	2.125	2.1356	05/25/17	05/25/22	10,000,000.00	9,996,444.64	9,841,700.00	0.984170
Agency Note	FED HOME LOAN MORT CORP	3134G8Y29	1.375	3.4463	04/28/16	04/28/21	12,000,000.00	11,987,806.93	11,880,480.00	0.990040
Agency Note	FED HOME LOAN MORT CORP	3134G9HW0	1.250	1.2500	05/26/16	11/26/19	10,000,000.00	10,000,000.00	9,904,000.00	0.990400
Agency Note	FED HOME LOAN MORT CORP	3134GBET5	1.800	2.1608	01/26/18	04/13/20	5,000,000.00	4,973,516.60	4,957,550.00	0.991510
Agency Note	FED HOME LOAN MORT CORP	3134GBX56	2.250	2.3100	01/30/18	11/24/20	10,000,000.00	9,988,332.27	9,948,900.00	0.994890
Agency Note	FED HOME LOAN MORT CORP	3134GSX91	2.810	2.8100	02/07/19	11/07/23	10,000,000.00	10,000,000.00	9,995,100.00	0.999510
Agency Note	FED HOME LOAN MORT CORP	3134G9UM7	1.500	2.0881	06/30/16	06/30/21	10,000,000.00	10,000,000.00	9,827,300.00	0.982730
Agency Note	FED HOME LOAN MORT CORP	3134G9WV5	1.300	1.3000	07/07/16	01/07/20	15,000,000.00	15,000,000.00	14,839,200.00	0.989280
Agency Note	FED HOME LOAN MORT CORP	3134G8L31	1.500	4.0041	02/26/16	02/26/21	5,000,000.00	4,999,490.59	4,964,900.00	0.992980
Agency Note	FEDERAL NAT MORTGAGE ASSOC	3136G4DA8	1.200	1.2000	09/30/16	12/30/19	10,000,000.00	10,000,000.00	9,894,400.00	0.989440
Agency Note	FEDERAL NAT MORTGAGE ASSOC	3136G37H2	1.500	1.5000	09/30/16	03/30/21	4,700,000.00	4,700,000.00	4,602,146.00	0.979180
Agency Note	FEDERAL NAT MORTGAGE ASSOC	3135G0K93	1.250	1.2500	06/28/16	06/28/19	15,000,000.00	15,000,000.00	14,938,650.00	0.995910
Agency Note	FEDERAL NAT MORTGAGE ASSOC	3135G0T45	1.875	2.5955	12/27/18	04/05/22	5,000,000.00	4,908,954.17	4,901,750.00	0.980350
Agency Note	FEDERAL NAT MORTGAGE ASSOC	3135G0K93	1.250	1.2500	06/28/16	06/28/19	10,000,000.00	10,000,000.00	9,959,100.00	0.995910
Agency Note	FEDERAL NAT MORTGAGE ASSOC	3136G4DB6	1.250	1.2500	09/30/16	03/30/20	10,000,000.00	10,000,000.00	9,861,800.00	0.986180
Agency Note	FEDERAL NAT MORTGAGE ASSOC	3136G3DV4	1.750	2.6169	03/30/16	03/30/21	5,000,000.00	5,000,000.00	4,911,400.00	0.982280
Total Count 34			1.743	1.9718			265,040,000.00	264,954,206.37	262,133,182.00	0.989033

Certificate of Deposit	Issuer	CUSIP	Coupon Rate	Yield Matur	Purchase Date	Maturity Date	Ending Par Val/Shares	Amor Value On 02/28/19	Ending Market Val	Ending Unit Price
Certificate of Deposit	WELLS FARGO BANK	949763WR3	3.350	3.3500	01/09/19	01/09/24	1,000,000.00	1,000,000.00	1,036,385.77	1.036386
Certificate of Deposit	WELLS FARGO BANK	949763WU6	3.200	3.2000	01/18/19	01/18/24	4,000,000.00	4,000,000.00	4,118,326.58	1.029582
Certificate of Deposit	WELLS FARGO BANK	949763XG6	2.900	2.9000	01/30/19	01/31/22	5,000,000.00	5,000,000.00	5,047,654.67	1.009531
Total Count 3			3.065	3.0650			10,000,000.00	10,000,000.00	10,202,367.02	1.020237

Medium Term Corporate Note	Issuer	CUSIP	Coupon Rate	Yield Matur	Purchase Date	Maturity Date	Ending Par Val/Shares	Amor Value On 02/28/19	Ending Market Val	Ending Unit Price
Medium Term Corporate Note	AMERICAN HONDA FINANCE	02665WCQ2	3.625	3.1518	02/15/19	10/10/23	3,000,000.00	3,098,660.42	3,063,570.00	1.021190
Medium Term Corporate Note	AMERICAN HONDA FINANCE	02665WCQ2	3.625	3.1400	02/25/19	10/10/23	2,000,000.00	2,068,587.50	2,042,380.00	1.021190
Medium Term Corporate Note	BANK OF AMERICA	06051GFZ7	2.503	2.9110	01/29/18	10/21/22	5,000,000.00	4,923,504.10	4,889,050.00	0.977810
Medium Term Corporate Note	Berkshire Hathaway Inc.	084670BR8	2.750	3.3102	12/18/18	03/15/23	5,000,000.00	4,925,370.83	4,988,050.00	0.997610
Medium Term Corporate Note	CATERPILLAR, INC.	14913QAA7	2.400	2.6510	01/29/18	06/06/22	5,000,000.00	4,958,318.75	4,924,750.00	0.984950
Medium Term Corporate Note	CHEVRON CORP	166764AH3	3.191	3.5000	11/26/18	06/24/23	5,000,000.00	4,942,792.51	5,050,550.00	1.010110
Medium Term Corporate Note	CITIBANK NA	17325FAJ7	2.125	3.1900	10/18/18	10/20/20	5,000,000.00	4,897,614.90	4,933,050.00	0.986610
Medium Term Corporate Note	CITIBANK NA	17325FAQ1	3.400	3.2253	01/16/19	07/23/21	5,000,000.00	5,020,819.98	5,041,800.00	1.008360
Medium Term Corporate Note	CREDIT SUISSE	22548QG74	2.250	2.5000	09/20/16	09/20/21	5,000,000.00	5,000,000.00	4,820,600.00	0.964120
Medium Term Corporate Note	GENERAL ELECTRIC CORP	36962G6S8	3.100	3.1193	01/29/18	01/09/23	5,000,000.00	4,996,396.73	4,892,350.00	0.978470
Medium Term Corporate Note	HSBC USA INC	40435FWK9	3.000	3.4575	05/02/18	05/02/23	10,000,000.00	10,000,000.00	9,977,900.00	0.997790
Medium Term Corporate Note	HSBC USA INC	40435FLJ4	2.250	2.6128	11/15/17	11/15/22	5,000,000.00	5,000,000.00	4,961,550.00	0.992310
Medium Term Corporate Note	IBM CREDIT CORP	44932HAC7	2.200	2.3040	09/15/17	09/08/22	6,000,000.00	5,976,283.71	5,818,740.00	0.969790
Medium Term Corporate Note	JP MORGAN CHASE	48127HAA7	2.200	2.1903	03/04/16	10/22/19	3,000,000.00	3,000,285.20	2,989,830.00	0.996610
Medium Term Corporate Note	MERCK & CO INC	58933YAS4	1.850	2.5572	06/01/18	02/10/20	5,000,000.00	4,965,305.76	4,962,500.00	0.992500
Medium Term Corporate Note	ORACLE	68389XBL8	2.400	2.9284	02/13/19	09/15/23	5,000,000.00	4,936,583.33	4,861,200.00	0.972240
Medium Term Corporate Note	PRICOA GLOBAL FUNDING	741531FA0	3.450	3.1799	02/04/19	09/01/23	5,000,000.00	5,132,229.17	5,062,600.00	1.012520
Medium Term Corporate Note	ROYAL BANK OF CANADA	780082AA1	1.875	2.3000	01/16/18	02/05/20	10,000,000.00	9,958,217.74	9,916,400.00	0.991640
Medium Term Corporate Note	ROYAL BANK OF CANADA	78010UWM5	3.303	1.9904	09/30/14	09/30/19	6,000,000.00	5,998,128.90	6,039,000.00	1.006500
Medium Term Corporate Note	ROYAL BANK OF CANADA	78010USN8	2.150	1.9500	11/17/14	03/15/19	5,000,000.00	5,004,951.68	4,999,450.00	0.999890
Medium Term Corporate Note	ROYAL BANK OF CANADA	78010USN8	2.150	1.9500	11/21/14	03/15/19	5,000,000.00	5,004,851.68	4,999,450.00	0.999890
Medium Term Corporate Note	TOYOTA MOTOR CREDIT CORP	89236TDD4	2.000	1.5166	05/09/16	04/26/19	10,000,000.00	9,999,145.60	9,971,200.00	0.997120
Medium Term Corporate Note	TOYOTA MOTOR CREDIT CORP	89236TCQ6	2.800	3.1012	04/19/18	07/13/22	3,000,000.00	2,970,248.31	2,991,960.00	0.997320
Medium Term Corporate Note	U.S. BANCORP	91159HHP8	2.625	3.2771	05/24/18	01/24/22	5,000,000.00	4,907,564.25	4,978,550.00	0.995710
Medium Term Corporate Note	US Bank NA Cincinnati	90331HNV1	3.400	3.4812	11/26/18	07/24/23	5,000,000.00	4,986,469.28	5,059,800.00	1.011960
Medium Term Corporate Note	WELLS FARGO BANK	949746SK8	3.069	3.0299	01/30/18	01/24/23	5,000,000.00	5,007,303.63	4,965,750.00	0.993150
Medium Term Corporate Note	WELLS FARGO BANK	94988J5N3	2.600	3.3600	11/06/18	01/15/21	5,000,000.00	4,927,087.82	4,962,200.00	0.992440
Total Count 27			2.612	2.7524			143,000,000.00	142,606,721.78	142,164,230.00	0.994155

Money Market	Issuer	CUSIP	Coupon Rate	Yield Matur	Purchase Date	Maturity Date	Ending Par Val/Shares	Amor Value On 02/28/19	Ending Market Val	Ending Unit Price
Money Market	FIDELITY INVESTMENTS		2.361	2.3609	12/10/90	Open	48,000,000.00	48,000,000.00	48,000,000.00	1.000000
Total Count 1			2.361	2.3609			48,000,000.00	48,000,000.00	48,000,000.00	1.000000

Municipal Bond	Issuer	CUSIP	Coupon Rate	Yield Matur	Purchase Date	Maturity Date	Ending Par Val/Shares	Amor Value On 02/28/19	Ending Market Val	Ending Unit Price
Municipal Bond	STATE OF CALIFORNIA	13063DDG0	2.250	2.8401	01/22/19	10/01/23	5,000,000.00	4,905,837.50	4,867,700.00	0.973540
Total Count 1			2.250	2.8401			5,000,000.00	4,905,837.50	4,867,700.00	0.973540

State Pool	Issuer	CUSIP	Coupon Rate	Yield Matur	Purchase Date	Maturity Date	Ending Par Val/Shares	Amor Value On 02/28/19	Ending Market Val	Ending Unit Price
State Pool	STATE OF CALIFORNIA		2.430	2.4300	01/01/88	Open	7,830,169.95	7,830,169.95	7,830,169.95	1.000000
State Pool	STATE OF CALIFORNIA		2.430	2.4300	11/30/01	Open	2,311,699.19	2,311,699.19	2,311,699.19	1.000000
Total Count 2			2.430	2.4300			10,141,869.14	10,141,869.14	10,141,869.14	1.000000

Supranational	Issuer	CUSIP	Coupon Rate	Yield Matur	Purchase Date	Maturity Date	Ending Par Val/Shares	Amor Value On 02/28/19	Ending Market Val	Ending Unit Price
Supranational	INTL BK RECON & DEVELOP	459058FF5	1.750	2.6580	02/01/19	04/19/23	5,000,000.00	4,844,741.67	4,832,000.00	0.966400
Total Count 1			1.750	2.6580			5,000,000.00	4,844,741.67	4,832,000.00	0.966400

Time Deposit	Issuer	CUSIP	Coupon Rate	Yield Matur	Purchase Date	Maturity Date	Ending Par Val/Shares	Amor Value On 02/28/19	Ending Market Val	Ending Unit Price
Time Deposit	PREMIER VALLEY BANK		2.059	2.0587	03/29/18	03/28/19	1,400,000.00	1,400,000.00	1,400,000.00	1.000000
Time Deposit	PREMIER VALLEY BANK		2.196	2.1958	11/15/18	05/16/19	1,600,000.00	1,600,000.00	1,600,000.00	1.000000
Time Deposit	PREMIER VALLEY BANK		2.323	2.3229	01/17/19	01/16/20	1,400,000.00	1,400,000.00	1,400,000.00	1.000000
Total Count 3			2.193	2.1926			4,400,000.00	4,400,000.00	4,400,000.00	1.000000

Treasury Note	Issuer	CUSIP	Coupon Rate	Yield Matur	Purchase Date	Maturity Date	Ending Par Val/Shares	Amor Value On 02/28/19	Ending Market Val	Ending Unit Price
Treasury Note	U.S. TREASURY	912828XU9	1.500	2.2866	03/15/18	06/15/20	10,000,000.00	9,884,651.43	9,866,400.00	0.986640
Treasury Note	U.S. TREASURY	912828N48	1.750	2.2646	01/30/18	12/31/20	10,000,000.00	9,899,936.63	9,858,600.00	0.985860
Treasury Note	U.S. TREASURY	912828M98	1.625	2.1032	01/17/18	11/30/20	5,000,000.00	4,953,413.83	4,921,300.00	0.984260
Treasury Note	U.S. TREASURY	912828N48	1.750	2.0091	12/26/17	12/31/20	5,000,000.00	4,974,731.24	4,929,300.00	0.985860
Treasury Note	U.S. TREASURY	912828XH8	1.625	2.0917	01/18/18	06/30/20	5,000,000.00	4,965,720.00	4,938,850.00	0.987770
Treasury Note	U.S. TREASURY	912828RC6	2.125	2.4645	04/02/18	08/15/21	5,000,000.00	4,959,081.57	4,954,900.00	0.990980
Treasury Note	U.S. TREASURY	912828NT3	2.625	2.0650	01/17/18	08/15/20	5,000,000.00	5,041,147.48	5,004,500.00	1.000900
Treasury Note	U.S. TREASURY	912828C65	1.625	1.3304	03/20/17	03/31/19	5,000,000.00	5,007,316.13	4,996,650.00	0.999330
Treasury Note	U.S. TREASURY	9128284P2	2.625	2.6041	05/25/18	05/15/21	5,000,000.00	5,002,514.27	5,011,350.00	1.002270
Treasury Note	U.S. TREASURY	912828VA5	1.125	2.2700	03/05/18	04/30/20	10,000,000.00	9,832,069.70	9,837,900.00	0.983790
Treasury Note	U.S. TREASURY	9128282V1	1.375	2.3636	02/28/18	09/15/20	10,000,000.00	9,807,980.42	9,823,800.00	0.982380
Total Count 11			1.703	2.2016			75,000,000.00	74,328,562.70	74,143,550.00	0.988581

US Sovereign Bond Guarant	Issuer	CUSIP	Coupon Rate	Yield Matur	Purchase Date	Maturity Date	Ending Par Val/Shares	Amor Value On 02/28/19	Ending Market Val	Ending Unit Price
US Sovereign Bond Guarant	AID-ISRAEL	46513EGV8	5.500	2.5770	02/28/19	12/04/23	4,815,000.00	5,503,402.75	5,422,556.70	1.126180
Total Count 1			5.500	2.5770			4,815,000.00	5,503,402.75	5,422,556.70	1.126180
Investment Total			2.086	2.2778			570,396,869.14	569,685,341.91	566,307,454.86	0.992831