

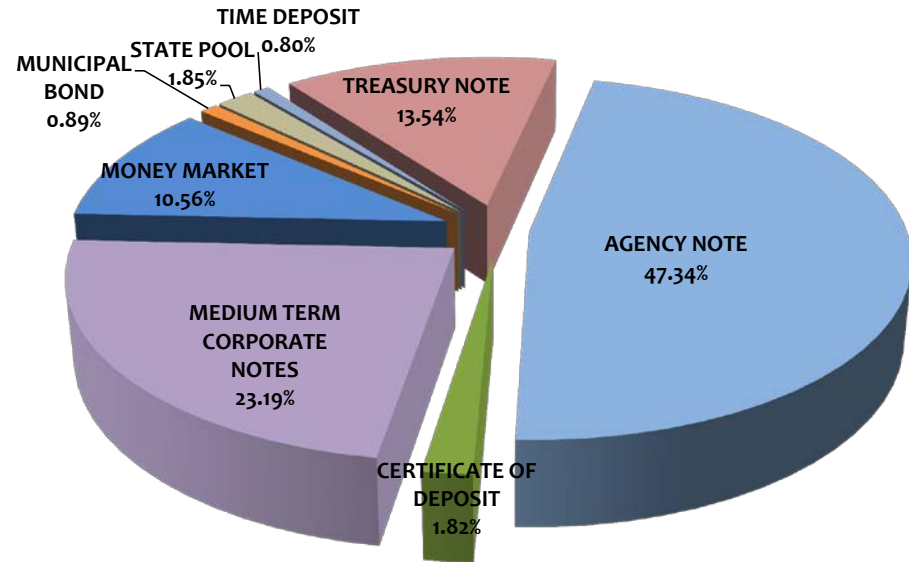


**ASSET ALLOCATION**


Assets	Current Par Value	Current Book Value	Market Value	Mkt/Book	Yield to Maturity
AGENCY NOTE	\$260,040,000	\$259,922,635	\$257,080,359	98.91%	1.96%
CERTIFICATE OF DEPOSIT	10,000,000	10,000,000	10,217,035	102.17%	3.07%
MEDIUM TERM CORPORATE NOTES	128,000,000	127,333,107	126,985,100	99.73%	2.71%
MONEY MARKET	58,000,000	58,000,000	58,000,000	100.00%	2.35%
MUNICIPAL BOND	5,000,000	4,905,838	4,900,100	99.88%	2.84%
STATE POOL	10,141,869	10,141,869	10,141,869	100.00%	2.39%
TIME DEPOSIT	4,400,000	4,400,000	4,400,000	100.00%	2.19%
TREASURY NOTE	75,000,000	74,334,112	74,165,600	99.77%	2.20%
<b>Totals</b>	<b>\$550,581,869</b>	<b>\$549,037,560</b>	<b>\$545,890,063</b>	<b>99.43%</b>	<b>2.25%</b>

**Portfolio Breakdown & Statistics**

	January 31, 2019	January 31, 2018
AMORTIZED COST	\$549,037,560	\$475,725,115
AVERAGE DAYS TO MATURITY	666	722
CURRENT MONTH RETURN ON INVEST	2.10%	1.52%
EARNED INTEREST-CURR MONTH	\$909,084	\$546,020
EARNED INTEREST	\$5,931,166	\$3,325,889



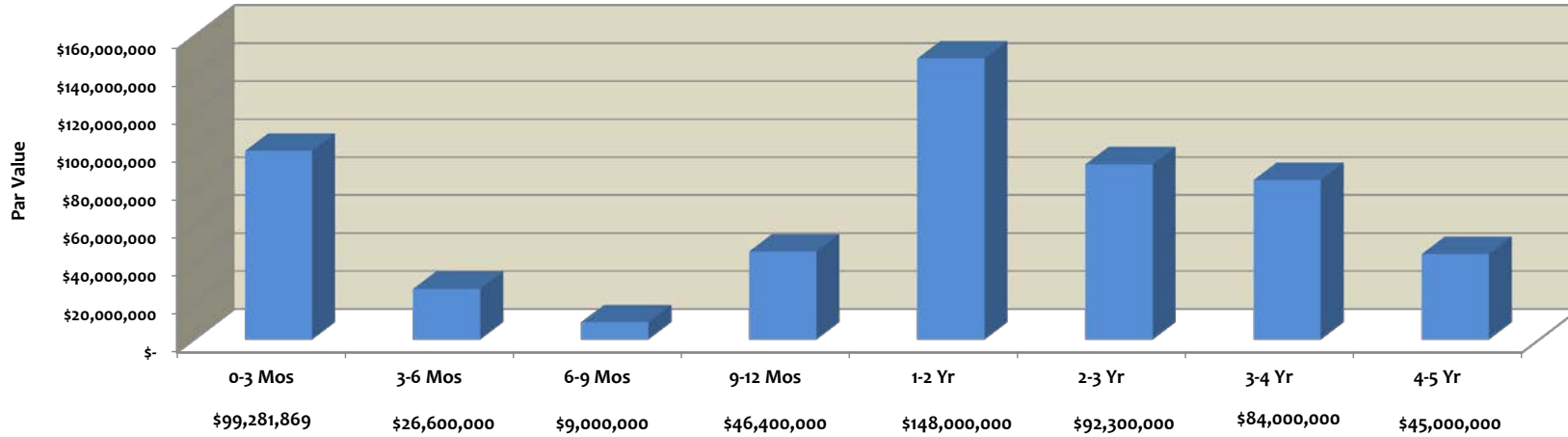
Pooled Portfolio Composition by Book Value



**MATURITY DISTRIBUTION**

Current Par Value	0-3 Mos	3-6 Mos	6-9 Mos	9-12 Mos	1-2 Yr	2-3 Yr	3-4 Yr	4-5 Yr	Totals
AGENCY NOTE	\$ 4,740,000	\$ 25,000,000	\$ -	\$ 35,000,000	\$ 73,000,000	\$ 67,300,000	\$ 45,000,000	\$ 10,000,000	\$260,040,000
MEDIUM TERM CORPORATE NOTES	20,000,000	-	9,000,000	10,000,000	15,000,000	15,000,000	34,000,000	25,000,000	128,000,000
MONEY MARKET	58,000,000	-	-	-	-	-	-	-	58,000,000
STATE POOL	10,141,869	-	-	-	-	-	-	-	10,141,869
TIME DEPOSIT	1,400,000	1,600,000	-	1,400,000	-	-	-	-	4,400,000
TREASURY NOTE	5,000,000	-	-	-	60,000,000	10,000,000	-	-	75,000,000
CERTIFICATE OF DEPOSIT	-	-	-	-	-	-	5,000,000	5,000,000	10,000,000
MUNICIPAL BOND	-	-	-	-	-	-	-	5,000,000	5,000,000
<b>Totals</b>	<b>\$ 99,281,869</b>	<b>\$ 26,600,000</b>	<b>\$ 9,000,000</b>	<b>\$ 46,400,000</b>	<b>\$ 148,000,000</b>	<b>\$ 92,300,000</b>	<b>\$ 84,000,000</b>	<b>\$ 45,000,000</b>	<b>\$ 550,581,869</b>
<b>% of Portfolio</b>	<b>18.03%</b>	<b>4.83%</b>	<b>1.63%</b>	<b>8.43%</b>	<b>26.88%</b>	<b>16.76%</b>	<b>15.26%</b>	<b>8.17%</b>	<b>100.00%</b>

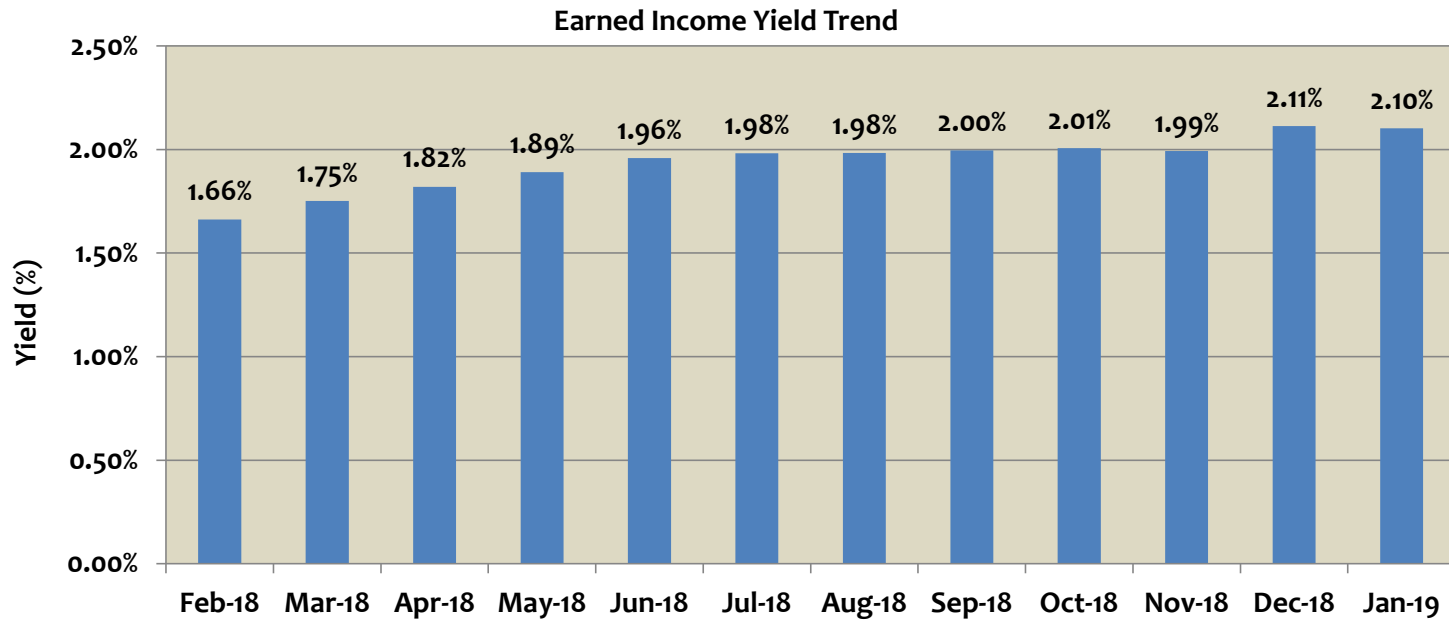
Maturity Distribution  
January 31, 2019





**PORTFOLIO - EARNED INCOME YIELD**

Month	Earned Income Yield
Feb-18	1.66%
Mar-18	1.75%
Apr-18	1.82%
May-18	1.89%
Jun-18	1.96%
Jul-18	1.98%
Aug-18	1.98%
Sep-18	2.00%
Oct-18	2.01%
Nov-18	1.99%
Dec-18	2.11%
Jan-19	2.10%



In accordance with State Law, the Finance Director certifies that the securities held in the City Investment Portfolio, comply with City policies. The Finance Director further certifies that the City has Operating Funds available to meet its expenditure requirements for the next six months.

**Amortized Cost** - the total amount at which investments are carried on the City books. This amount includes the amortization and accretion of premiums and discounts, respectively.

**Market Value** - the total amount at which investments are being sold in the market. Market prices are provided by the Bank of New York.

**Maturity Value** - (also referred to as "par value") the total amount of the face or stated value of the investments at maturity.

**Average Days to Maturity** - the average time in days left in the maturity of the investments.

**Monthly Yield** - the rate of return on investments as expressed in a percentage.

**Earned Interest** - the amount of income realized by all investments.



Agency Note	Issuer	CUSIP	Coupon Rate	Yield Matur	Purchase Date	Maturity Date	Ending Par Val/Shares	Amor Value On 01/31/19	Ending Market Val	Ending Unit Price
Agency Note	FED FARM CREDIT BANK	3133EFWB9	2.843	1.9603	01/22/16	01/22/21	5,000,000.00	5,000,000.00	5,031,400.00	1.006280
Agency Note	FED FARM CREDIT BANK	3133EGLH6	1.420	1.4200	07/12/16	01/12/21	10,000,000.00	10,000,000.00	9,788,600.00	0.978860
Agency Note	FED FARM CREDIT BANK	3133EGLG8	1.370	1.3823	07/13/16	10/13/20	10,000,000.00	9,996,988.44	9,808,100.00	0.980810
Agency Note	FED FARM CREDIT BANK	3133EHKW2	2.000	2.0000	05/25/17	02/25/22	5,000,000.00	5,000,000.00	4,915,450.00	0.983090
Agency Note	FED HOME LOAN BANK	3130A7CL7	1.690	1.7215	03/04/16	02/26/21	600,000.00	599,538.88	590,100.00	0.983500
Agency Note	FED HOME LOAN BANK	3130A7QK4	1.700	1.7000	04/26/16	04/26/21	10,000,000.00	10,000,000.00	9,801,300.00	0.980130
Agency Note	FED HOME LOAN BANK	3130A86L2	1.200	1.2000	06/10/16	03/01/19	4,740,000.00	4,740,000.00	4,735,307.40	0.999010
Agency Note	FED HOME LOAN BANK	3130A9F89	1.625	1.6250	09/30/16	09/30/21	10,000,000.00	10,000,000.00	9,772,400.00	0.977240
Agency Note	FED HOME LOAN BANK	3130ACF66	2.150	2.1394	09/26/17	09/26/22	6,000,000.00	6,002,425.26	5,882,940.00	0.980490
Agency Note	FED HOME LOAN BANK	3134GBH21	1.700	1.7120	09/29/17	09/29/20	3,000,000.00	2,999,294.05	2,955,180.00	0.985060
Agency Note	FED HOME LOAN BANK	3130A3KM5	2.500	2.3160	12/27/17	12/09/22	5,000,000.00	5,034,945.24	4,983,700.00	0.996740
Agency Note	FED HOME LOAN BANK	3130ADMRO	2.250	2.2500	02/15/18	05/15/20	10,000,000.00	10,000,000.00	9,964,800.00	0.996480
Agency Note	FED HOME LOAN BANK	3130ACAT1	2.450	4.5374	02/27/18	09/13/22	4,000,000.00	3,995,023.24	4,001,920.00	1.000480
Agency Note	FED HOME LOAN BANK	3130AFTE7	2.770	2.7700	01/30/19	07/29/22	5,000,000.00	5,000,000.00	5,004,450.00	1.000890
Agency Note	FED HOME LOAN MORT CORP	3134G9UM7	1.500	2.0881	06/30/16	06/30/21	10,000,000.00	10,000,000.00	9,827,600.00	0.982760
Agency Note	FED HOME LOAN MORT CORP	3134G9WV5	1.300	1.3000	07/07/16	01/07/20	15,000,000.00	15,000,000.00	14,823,150.00	0.988210
Agency Note	FED HOME LOAN MORT CORP	3134GAMB7	1.375	1.3750	10/06/16	07/06/20	10,000,000.00	10,000,000.00	9,837,200.00	0.983720
Agency Note	FED HOME LOAN MORT CORP	3134GBMX7	2.020	2.0200	05/24/17	11/24/21	10,000,000.00	10,000,000.00	9,836,400.00	0.983640
Agency Note	FED HOME LOAN MORT CORP	3134GBNJ7	2.125	2.1356	05/25/17	05/25/22	10,000,000.00	9,996,444.64	9,842,000.00	0.984200
Agency Note	FED HOME LOAN MORT CORP	3134G8Y29	1.375	3.4463	04/28/16	04/28/21	12,000,000.00	11,987,806.93	11,876,640.00	0.989720
Agency Note	FED HOME LOAN MORT CORP	3134GBET5	1.800	2.1608	01/26/18	04/13/20	5,000,000.00	4,973,516.60	4,954,900.00	0.990980
Agency Note	FED HOME LOAN MORT CORP	3134GBX56	2.250	2.3100	01/30/18	11/24/20	10,000,000.00	9,988,332.27	9,950,100.00	0.995010
Agency Note	FED HOME LOAN MORT CORP	3134G9HW0	1.250	1.2500	05/26/16	11/26/19	10,000,000.00	10,000,000.00	9,893,000.00	0.989300
Agency Note	FED HOME LOAN MORT CORP	3134G8L31	1.500	4.0041	02/26/16	02/26/21	5,000,000.00	4,999,365.22	4,974,000.00	0.994800
Agency Note	FED HOME LOAN MORT CORP	3134GSFC4	3.000	3.0000	02/28/18	02/24/23	5,000,000.00	5,000,000.00	5,000,500.00	1.000100
Agency Note	FED HOME LOAN MORT CORP	3134GSMZ5	3.000	3.0000	05/23/18	02/23/22	5,000,000.00	5,000,000.00	5,000,500.00	1.000100
Agency Note	FED HOME LOAN MORT CORP	3134GSLW3	3.050	3.3601	05/30/18	05/24/23	5,000,000.00	5,000,000.00	5,001,050.00	1.000210
Agency Note	FEDERAL NAT MORTGAGE ASSOC	3136G4DB6	1.250	1.2500	09/30/16	03/30/20	10,000,000.00	10,000,000.00	9,854,600.00	0.985460
Agency Note	FEDERAL NAT MORTGAGE ASSOC	3136G3DV4	1.750	2.6169	03/30/16	03/30/21	5,000,000.00	5,000,000.00	4,912,500.00	0.982500
Agency Note	FEDERAL NAT MORTGAGE ASSOC	3136G4DA8	1.200	1.2000	09/30/16	12/30/19	10,000,000.00	10,000,000.00	9,882,900.00	0.988290
Agency Note	FEDERAL NAT MORTGAGE ASSOC	3136G37H2	1.500	1.5000	09/30/16	03/30/21	4,700,000.00	4,700,000.00	4,602,522.00	0.979260
Agency Note	FEDERAL NAT MORTGAGE ASSOC	3135G0K93	1.250	1.2500	06/28/16	06/28/19	10,000,000.00	10,000,000.00	9,949,400.00	0.994940
Agency Note	FEDERAL NAT MORTGAGE ASSOC	3135G0T45	1.875	2.5955	12/27/18	04/05/22	5,000,000.00	4,908,954.17	4,901,650.00	0.980330
Agency Note	FEDERAL NAT MORTGAGE ASSOC	3135G0K93	1.250	1.2500	06/28/16	06/28/19	15,000,000.00	15,000,000.00	14,924,100.00	0.994940
<b>Total Count 34</b>			<b>1.740</b>	<b>1.9646</b>			<b>260,040,000.00</b>	<b>259,922,634.94</b>	<b>257,080,359.40</b>	<b>0.988619</b>

Certificate of Deposit	Issuer	CUSIP	Coupon Rate	Yield Matur	Purchase Date	Maturity Date	Ending Par Val/Shares	Amor Value On 01/31/19	Ending Market Val	Ending Unit Price
Certificate of Deposit	WELLS FARGO BANK	949763WR3	3.350	3.3500	01/09/19	01/09/24	1,000,000.00	1,000,000.00	1,038,601.10	1.038601
Certificate of Deposit	WELLS FARGO BANK	949763WU6	3.200	3.2000	01/18/19	01/18/24	4,000,000.00	4,000,000.00	4,126,783.20	1.031696
Certificate of Deposit	WELLS FARGO BANK	949763XG6	2.900	2.9000	01/30/19	01/31/22	5,000,000.00	5,000,000.00	5,051,650.50	1.010330
<b>Total Count 3</b>			<b>3.065</b>	<b>3.0650</b>			<b>10,000,000.00</b>	<b>10,000,000.00</b>	<b>10,217,034.80</b>	<b>1.021703</b>

Medium Term Corporate Note	Issuer	CUSIP	Coupon Rate	Yield Matur	Purchase Date	Maturity Date	Ending Par Val/Shares	Amor Value On 01/31/19	Ending Market Val	Ending Unit Price
Medium Term Corporate Note	BANK OF AMERICA	06051GFZ7	2.503	2.9110	01/29/18	10/21/22	5,000,000.00	4,923,504.10	4,886,300.00	0.977260
Medium Term Corporate Note	BERKSHIRE HATHAWAY, INC	084670BR8	2.750	3.3102	12/18/18	03/15/23	5,000,000.00	4,925,370.83	4,966,650.00	0.993330
Medium Term Corporate Note	CATERPILLAR, INC.	14913QAA7	2.400	2.6510	01/29/18	06/06/22	5,000,000.00	4,958,318.75	4,894,400.00	0.978880
Medium Term Corporate Note	CHEVRON CORP	166764AH3	3.191	3.5000	11/26/18	06/24/23	5,000,000.00	4,942,792.51	5,062,900.00	1.012580
Medium Term Corporate Note	CITIBANK NA	17325FAJ7	2.125	3.1900	10/18/18	10/20/20	5,000,000.00	4,897,614.90	4,930,650.00	0.986130
Medium Term Corporate Note	CITIBANK NA	17325FAQ1	3.400	3.2253	01/16/19	07/23/21	5,000,000.00	5,020,819.98	5,050,750.00	1.010150
Medium Term Corporate Note	CREDIT SUISSE	22548QG74	2.250	2.5000	09/20/16	09/20/21	5,000,000.00	5,000,000.00	4,823,150.00	0.964630
Medium Term Corporate Note	GENERAL ELECTRIC CORP	36962G6S8	3.100	3.1193	01/29/18	01/09/23	5,000,000.00	4,996,396.73	4,870,800.00	0.974160
Medium Term Corporate Note	HSBC USA INC	40435FWK9	3.000	3.4575	05/02/18	05/02/23	10,000,000.00	10,000,000.00	9,985,500.00	0.998550
Medium Term Corporate Note	HSBC USA INC	40435FLJ4	2.250	2.6128	11/15/17	11/15/22	5,000,000.00	5,000,000.00	4,962,650.00	0.992530
Medium Term Corporate Note	IBM CREDIT CORP	44932HAC7	2.200	2.3040	09/15/17	09/08/22	6,000,000.00	5,976,283.71	5,772,420.00	0.962070
Medium Term Corporate Note	JP MORGAN CHASE	48127HAA7	2.200	2.1903	03/04/16	10/22/19	3,000,000.00	3,000,285.20	2,986,590.00	0.995530
Medium Term Corporate Note	MERCK & CO INC	58933YAS4	1.850	2.5572	06/01/18	02/10/20	5,000,000.00	4,948,286.44	4,961,150.00	0.992230
Medium Term Corporate Note	ROYAL BANK OF CANADA	78010USN8	2.150	1.9500	11/17/14	03/15/19	5,000,000.00	5,004,951.68	4,997,250.00	0.999450
Medium Term Corporate Note	ROYAL BANK OF CANADA	78010UWM5	3.303	1.9904	09/30/14	09/30/19	6,000,000.00	5,998,128.90	6,013,800.00	1.002300
Medium Term Corporate Note	ROYAL BANK OF CANADA	78010USN8	2.150	1.9500	11/21/14	03/15/19	5,000,000.00	5,004,851.68	4,997,250.00	0.999450
Medium Term Corporate Note	ROYAL BANK OF CANADA	780082AA1	1.875	2.3000	01/16/18	02/05/20	10,000,000.00	9,937,682.21	9,908,800.00	0.990880
Medium Term Corporate Note	TOYOTA MOTOR CREDIT CORP	89236TCQ6	2.800	3.1012	04/19/18	07/13/22	3,000,000.00	2,970,248.31	2,988,540.00	0.996180
Medium Term Corporate Note	TOYOTA MOTOR CREDIT CORP	89236TDD4	2.000	1.5166	05/09/16	04/26/19	10,000,000.00	9,999,145.60	9,938,000.00	0.993800
Medium Term Corporate Note	U.S. BANCORP	91159HHP8	2.625	3.2771	05/24/18	01/24/22	5,000,000.00	4,907,564.25	4,990,800.00	0.998160
Medium Term Corporate Note	US Bank NA Cincinnati	90331HNV1	3.400	3.4812	11/26/18	07/24/23	5,000,000.00	4,986,469.28	5,062,900.00	1.012580
Medium Term Corporate Note	WELLS FARGO BANK	94988J5N3	2.600	3.3600	11/06/18	01/15/21	5,000,000.00	4,927,087.82	4,961,150.00	0.992230
Medium Term Corporate Note	WELLS FARGO BANK	949746SK8	3.069	3.0299	01/30/18	01/24/23	5,000,000.00	5,007,303.63	4,972,700.00	0.994540
<b>Total Count 23</b>			<b>2.546</b>	<b>2.7129</b>			<b>128,000,000.00</b>	<b>127,333,106.51</b>	<b>126,985,100.00</b>	<b>0.992071</b>

Money Market	Issuer	CUSIP	Coupon Rate	Yield Matur	Purchase Date	Maturity Date	Ending Par Val/Shares	Amor Value On 01/31/19	Ending Market Val	Ending Unit Price
Money Market	FIDELITY INVESTMENTS		2.350	2.3504	12/10/90	Open	58,000,000.00	58,000,000.00	58,000,000.00	1.000000
<b>Total Count 1</b>			<b>2.350</b>	<b>2.3504</b>			<b>58,000,000.00</b>	<b>58,000,000.00</b>	<b>58,000,000.00</b>	<b>1.000000</b>

Municipal Bond	Issuer	CUSIP	Coupon Rate	Yield Matur	Purchase Date	Maturity Date	Ending Par Val/Shares	Amor Value On 01/31/19	Ending Market Val	Ending Unit Price
Municipal Bond	STATE OF CALIFORNIA	13063DDG0	2.250	2.8401	01/22/19	10/01/23	5,000,000.00	4,905,837.50	4,900,100.00	0.980020
<b>Total Count 1</b>			<b>2.250</b>	<b>2.8401</b>			<b>5,000,000.00</b>	<b>4,905,837.50</b>	<b>4,900,100.00</b>	<b>0.980020</b>

State Pool	Issuer	CUSIP	Coupon Rate	Yield Matur	Purchase Date	Maturity Date	Ending Par Val/Shares	Amor Value On 01/31/19	Ending Market Val	Ending Unit Price
State Pool	STATE OF CALIFORNIA		2.390	2.3900	01/01/88	Open	7,830,169.95	7,830,169.95	7,830,169.95	1.000000
State Pool	STATE OF CALIFORNIA		2.390	2.3900	11/30/01	Open	2,311,699.19	2,311,699.19	2,311,699.19	1.000000
<b>Total Count 2</b>			<b>2.390</b>	<b>2.3900</b>			<b>10,141,869.14</b>	<b>10,141,869.14</b>	<b>10,141,869.14</b>	<b>1.000000</b>

Time Deposit	Issuer	CUSIP	Coupon Rate	Yield Matur	Purchase Date	Maturity Date	Ending Par Val/Shares	Amor Value On 01/31/19	Ending Market Val	Ending Unit Price
Time Deposit	PREMIER VALLEY BANK		2.323	2.3229	01/17/19	01/16/20	1,400,000.00	1,400,000.00	1,400,000.00	1.000000
Time Deposit	PREMIER VALLEY BANK		2.059	2.0587	03/29/18	03/28/19	1,400,000.00	1,400,000.00	1,400,000.00	1.000000
Time Deposit	PREMIER VALLEY BANK		2.196	2.1958	11/15/18	05/16/19	1,600,000.00	1,600,000.00	1,600,000.00	1.000000
<b>Total Count 3</b>			<b>2.193</b>	<b>2.1926</b>			<b>4,400,000.00</b>	<b>4,400,000.00</b>	<b>4,400,000.00</b>	<b>1.000000</b>

Treasury Note	Issuer	CUSIP	Coupon Rate	Yield Matur	Purchase Date	Maturity Date	Ending Par Val/Shares	Amor Value On 01/31/19	Ending Market Val	Ending Unit Price
Treasury Note	U.S. TREASURY	9128282V1	1.375	2.3636	02/28/18	09/15/20	10,000,000.00	9,807,980.42	9,825,000.00	0.982500
Treasury Note	U.S. TREASURY	912828VA5	1.125	2.2700	03/05/18	04/30/20	10,000,000.00	9,832,069.70	9,830,900.00	0.983090
Treasury Note	U.S. TREASURY	912828NT3	2.625	2.0650	01/17/18	08/15/20	5,000,000.00	5,054,583.93	5,009,200.00	1.001840
Treasury Note	U.S. TREASURY	912828RC6	2.125	2.4645	04/02/18	08/15/21	5,000,000.00	4,951,194.30	4,958,800.00	0.991760
Treasury Note	U.S. TREASURY	912828C65	1.625	1.3304	03/20/17	03/31/19	5,000,000.00	5,007,316.13	4,993,600.00	0.998720
Treasury Note	U.S. TREASURY	912828N48	1.750	2.2646	01/30/18	12/31/20	10,000,000.00	9,899,936.63	9,868,400.00	0.986840
Treasury Note	U.S. TREASURY	912828M98	1.625	2.1032	01/17/18	11/30/20	5,000,000.00	4,953,413.83	4,922,850.00	0.984570
Treasury Note	U.S. TREASURY	912828N48	1.750	2.0091	12/26/17	12/31/20	5,000,000.00	4,974,731.24	4,934,200.00	0.986840
Treasury Note	U.S. TREASURY	912828XU9	1.500	2.2866	03/15/18	06/15/20	10,000,000.00	9,884,651.43	9,866,400.00	0.986640
Treasury Note	U.S. TREASURY	9128284P2	2.625	2.6041	05/25/18	05/15/21	5,000,000.00	5,002,514.27	5,017,400.00	1.003480
Treasury Note	U.S. TREASURY	912828XH8	1.625	2.0917	01/18/18	06/30/20	5,000,000.00	4,965,720.00	4,938,850.00	0.987770
<b>Total Count 11</b>			<b>1.703</b>	<b>2.2016</b>			<b>75,000,000.00</b>	<b>74,334,111.88</b>	<b>74,165,600.00</b>	<b>0.988875</b>
<b>Investment Total</b>			<b>2.031</b>	<b>2.2482</b>			<b>550,581,869.14</b>	<b>549,037,559.97</b>	<b>545,890,063.34</b>	<b>0.991478</b>